



Chillers

Product Catalogue 2026





Daikin chillers combine advanced technology with exceptional reliability and flexibility. They provide a safe and dependable way to achieve a comfortable indoor environment, along with clean, consistent process cooling you can trust.

Chillers

Tools and platforms	5		
Daikin, the best partner for your green project	6		
Reliability and efficiency	8		
Why choose Daikin chillers	12		
Industrial Heating & Cooling	14		
Products Overview - Air cooled chillers, condensing units and Multipurpose units	24		
Products Overview - Water cooled and condenserless chillers	26		
Air cooled chillers cooling only	29		
▪ EWAA-DV3P	29		
▪ EWAA-DW1P	30		
▪ EWAA-DV3P-H	31		
▪ EWAA-DW1P-H	32		
▪ EWAT-CZ	33		
▪ EWAS-TZ D	36		
▪ EWAT-B-SSB/SLB	48		
▪ EWAT-B-SRB	49		
▪ EWAT-B-XSB/XLB	50		
▪ EWAT-B-XRB	52		
▪ EWAT-B-SSC	54		
▪ EWAT-B-SRC	55		
▪ EWAT-B-XSC	56		
▪ EWAT-B-XRC	57		
▪ EWAD-TZ D	58		
▪ EWAH-TZ D	70		
▪ EWFT-B-SSC	82		
▪ EWFT-B-SRC	83		
▪ EWFT-B-XSC	84		
▪ EWFT-B-XRC	85		
▪ EWFD-TZ D	86		
▪ EWFH-TZ D	94		
▪ EWFS-TZ D	102		
Air cooled heat pump	110		
▪ EWYA-DV3P	110		
▪ EWYA-DW1P	112		
▪ EWYA-DW1P-H-	113		
▪ EWYA-DV3P-H-	114		
▪ EWYT-CZ	116		
▪ EWYE-CZ	119		
▪ EWYK-QZ	121	NEW	
▪ EWYT-B-SS/SL	124		
▪ EWYT-B-SR	126		
▪ EWYT-B-XS/XL	128		
▪ EWYT-B-XR	130		
▪ EWYT-CZ I / EWYT-CZ O	132		
▪ EWYD-BZSS	133		
▪ EWYD-BZSL	134		
Multipurpose unit	136		
▪ EWYS-4Z	136		
Air cooled condensing unit	138		
▪ ERAD-E-SS	138		
▪ ERAD-E-SL	139		
Water cooled chillers	140		
▪ EW(W-H-L)T-Q-A	140		
▪ EWWQ-KC	143		
▪ EWWD-J-SS	144		
▪ EWWH-J-SS	146		
▪ EWWS-J-SS	147		
▪ EWWD-VZ	150		
▪ EWWH-VZ	154		
▪ EWWS-VZ	158		
Condenserless chillers	162		
▪ EWLQ-KC	162		
▪ EWLD-J-SS	165		
▪ EWLH-J-SS	166		
▪ EWLS-J-SS	167		
▪ EWLD-I-SS	168		
Water cooled centrifugal chillers	170		
▪ EWWD-DZ	170		
▪ EWWH-DZ	172		
▪ EWWS-DZ	174		
▪ DWSC C Series	176		
▪ DWDC C Series	177		
Control Systems Solutions	178		
▪ Daikin On Site	179		
▪ Smart Control System	182		
Accessories	186		

Proven in the toughest conditions worldwide, Daikin chillers, fan coil units, and air handling units deliver high quality, operational efficiency, and significant energy savings. They are ideal for a wide range of applications, from air conditioning to industrial process cooling and heating, as well as large-scale district cooling and heating systems.



A partner of choice

Daikin is Europe's leading manufacturer, and the global number one, of energy-efficient heating, cooling, ventilation, and refrigeration solutions. Our products are used in homes, businesses, and industry. We lead the way with technologies that save energy, protect the environment, and deliver reliable performance. Daikin's flexible systems are designed to provide high efficiency in commercial, institutional, and industrial buildings.

The comfort of reliability

Business runs better when it stays simple. Yet complexity often creeps in, bringing mistakes, delays, or losses. The reality is, the world we all work in can be challenging. As businesses grow and expand nationally and internationally, managing everything becomes even harder. Whether you're a small business or a global company, you deserve partners you can rely on. Partners who remove the stress and let you focus on what matters. With Daikin, you've found that partner. Because at Daikin, we believe in making things easy... for you.

Daikin quality

Daikin's renowned quality comes from the close attention given to design, production, testing, and after-sales support. Every component is carefully chosen and rigorously tested to ensure it meets the highest standards of quality and reliability.

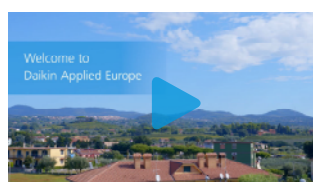
Staff who understand you

Daikin's team of dedicated engineers, consultants, and analysts are here to support you every day. Helping set up national or international agreements, advising on equipment choices, and monitoring regulations. Our aim is to help you move forward with confidence, using custom-designed systems tailored to your needs for comfort, performance, support, and service.

Daikin Applied Development Center

Opened in May 2009, the Daikin Applied Development Center is one of the world's most advanced facilities for heating, ventilation, and air conditioning (HVAC) research and development. Its goal is to create and test chillers, compressors, and other HVAC technologies that use less energy and help cut the carbon footprint of buildings.

Find out more about Daikin Applied Europe in the video below:



YouTube
www.youtube.com/
DaikinEurope



Witness Testing

Chiller testing facilities Daikin Applied Europe

We are industry leaders in air-cooled and water-cooled chiller technologies. Their performance under any condition can be demonstrated through witness tests. During witness testing, even the toughest design conditions can be simulated. Customers and consultants can see the product's performance before delivery, ensuring peace of mind when integrating the chiller into the overall project. We have the expertise and state-of-the-art testing facilities needed to achieve these goals.

Find out more about our testing facilities in the video below:



YouTube
www.youtube.com/
DaikinEurope



Tools and platforms

Have a question, searching for specific software applications, need detailed product information, or looking for other marketing tools? This overview shows you what we have to offer.

Selection software

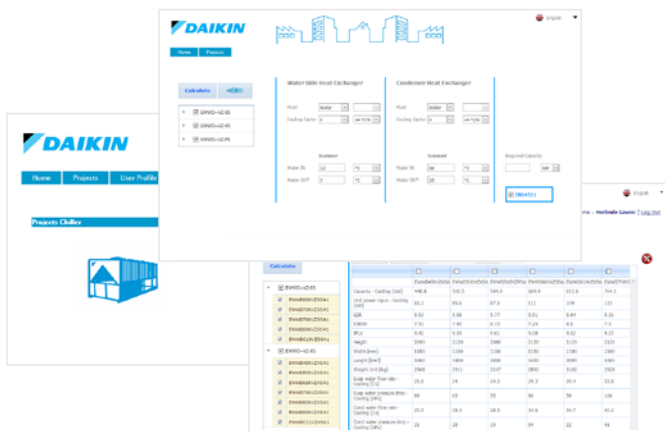
Daikin Europe offers you a variety of building modelling, selection, simulation and quotation software tools to support your sales.

Web-based chiller selection software

A user-friendly interface lets users quickly create new projects, open and edit existing ones, or simply make a quick selection. Technical selection reports can be printed or downloaded in various formats.

To make life easier, the tool works anywhere, on any device. Wherever you are, projects can always be accessed.

Create a new account on:
<http://tools.daikinapplied.eu/>



Online support

Business portal

Experience our extranet, designed to support you proactively:

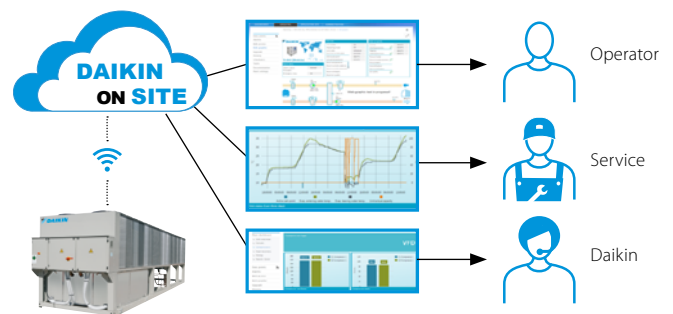
- find what you need in seconds with a powerful search
- customise options to see only the info relevant to you
- access on mobile or desktop at **my.daikin.eu**

Daikin on Site

Daikin has developed a new remote monitoring and control tool for chillers and air handling units, giving peace of mind to the end customer.

Using this tool ensures optimum performance and cost savings throughout the system's lifetime:

- improved control and monitoring
- monitors the entire system
- reduces risks as early as possible
- keeps the system working as it was designed to



ASTRA Web

- Quick AHU selection that saves you precious time, drastically cutting selection time with the new software interface.
- Very competitive solutions available within the Wizard thanks to preloaded parameters.
- High selection quality, thanks to the intelligence built into the software core.



Daikin, the best partner for your green project

Since 2015, the majority of new building projects have been expected to be green. 93% of developers and investors consider green certification important. BREEAM and LEED green building programmes remain the two most important sustainable building certificates, covering more than 75% of the total sustainable building certificate market.

Property developers are setting high standards

- Aiming for a BREEAM Excellent or LEED Gold target is no longer rare

The real challenge? Achieving these targets while staying within budget HVAC-R systems play an important role

- Within the total green assessment & investment cost
- They require the alignment of many different parties

It is essential to work with an HVAC-R partner who has the expertise and portfolio to support BREEAM, LEED, and other sustainability objectives. Daikin has contributed to numerous green and sustainable projects. Supporting builders in achieving BREEAM Excellent, LEED Gold, NZEB, and similar certifications has become one of our core competencies.

We have a team of BREEAM accredited professionals (APs) at your service:

- Assisting you in achieving your BREEAM certificate

You get maximum support in scoring BREEAM credits & LEED points:

- Daikin Total HVAC-R Solutions
- High seasonal efficiency technologies
- Smart energy management with an intelligent network
- Boost your end score with innovative products & technologies

Maximise your BREEAM and LEED green building programme score with Daikin solutions

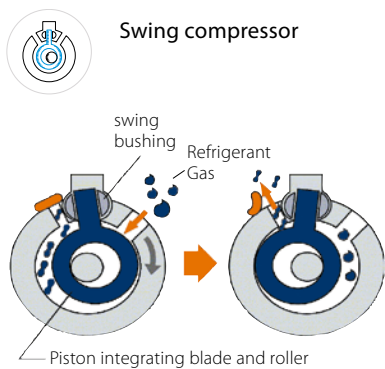
- **Manage up to 70% of your energy consumption with the Daikin Total Solution**
- **Top seasonal efficiency**
Both BREEAM and LEED green building programmes place the greatest emphasis on energy efficiency. This is exactly why selecting the right HVAC partner matters.
- **Smart air conditioning management with Intelligent Network**
To drastically reduce your energy consumption and CO₂ emissions, it's not enough to simply make your equipment more efficient. You also need to manage how and when it's used.



Day-to-day reliability and efficiency

In-house development and manufacturing of compressors

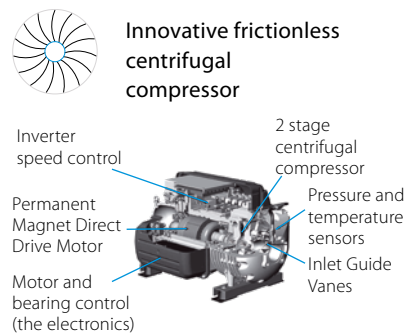
Unlike many other air conditioning manufacturers, Daikin produces its own compressors. This matters because the compressor is the core of the air conditioning system, increasing the pressure and temperature of the refrigerant vapour and concentrating heat as it moves through the system. Daikin has long led the way in compressor technology and now offers a complete range of swing, scroll, screw and centrifugal compressors. As a result, inverter compressor control is integrated across our product range, ensuring improved comfort and system efficiency.




The mini chiller series is equipped with a swing inverter compressor. This innovative Daikin design has fewer moving parts, ensuring smoother, more reliable operation with low vibration and reduced noise levels. The high-efficiency motor lowers energy consumption, leading to energy cost savings.



- Characteristics:**
- Compact, simple yet robust design
 - Absence of valves and oscillating connecting mechanisms providing maximum reliability
 - Constant compression guaranteeing low energy consumption
 - Increased compression efficiency thanks to the absence of volumetric re-expansion
 - Low sound level
 - Low starting current



The innovative frictionless centrifugal compressor has an integrated VFD, as well as magnetic bearings, and delivers high levels of unit efficiency and reliability. The compressor's only moving part - the rotor shaft and impellers - are powered by the permanent magnetic direct-drive motor and kept levitated by a digitally controlled magnetic bearing system. This reduction in moving parts significantly increases unit reliability and reduces maintenance costs. As the condensing temperature and/or cooling load reduces, the speed of rotation reduces and movable inlet guide vanes, activated by the step motor, redirect gas flow into the first stage impeller once the compressor has reached its minimum speed. This delivers increased efficiency and cost savings during part-load operations.





Whatever the requirements of the customer - large systems requiring constant capacity or small systems for flexibility - Daikin always provides a reliable and efficient solution.

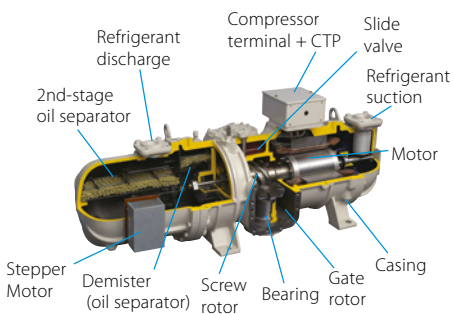


The single-screw stepless compressor for high capacity

At the core of the larger Daikin chillers is a semi hermetic single screw compressor, designed, tested and manufactured in Daikin's own factories, in order to meet the highest capacity, performance and maintenance specifications. This compressor has been especially developed for operation with R-410A or R-134A refrigerants, guaranteeing unequalled reliability and many years of efficient operation. The bearing life is 100,000hrs with inspection and maintenance intervals every 40,000hrs.

Characteristics:

- Optimal performance through stepless capacity control chilled water temperatures.
- Compact, simple yet robust construction.
- Using a main single screw and two gate rotors, axial and radial forces are balanced, thanks to the symmetrical compression guaranteeing low bearing loads.
- Gate rotors made of polymer material result in closer tolerances with the main screw and reduced friction greatly improves compressor efficiency and lifetime.
- No oil pump necessary - lubrication based on the differential pressure principle.
- Easy access to both compressor and safety devices.




Screw compressor with integrated inverter

Characteristics:

- Compressor and inverter fully designed by Daikin
- Inverter refrigerant cooled
- VVR = Variable Volume Ratio for optimised efficiency
- Enlarged discharge port and suction side for reduced refrigerant pressure drop
- New optimised compressor motors

Main benefits:

- Better ESEER & EER values
- Rapid payback time
- Silent operations
- Optimal comfort levels



Chillers



Office application



Air cooled chiller installation



Air cooled chiller installation



Industrial Application



Hotel application



Data center application



Process cooling application



Daikin chillers

Why choose Daikin chillers?

Daikin chillers are the perfect bridge between project requirements and customer satisfaction. From the smallest chillers to the very largest, our quality control and attention for detail is absolute. Our systems have the **most advanced technologies**, deliver **the highest energy efficiencies** and **lowest running costs**, and are the gold standard for reliability and performance.

The widest and most flexible chiller portfolio

- From the smallest mini chiller for residential use to the largest chiller for district cooling
- Tailor made solutions based on the most advanced technologies
- Wide range of options and accessories

Worldwide experience in chiller design and manufacturing

- World's most advanced facilities for air conditioning research and development: the Applied Development Center in Minneapolis, Minnesota
- Inhouse development and manufacturing of chiller main components (compressors, fans, condenser coils, software, etc...)
- Chillers produced in European factories, in Rome and Ostend

The highest efficiency for every installation

- Inverter technology over the whole capacity range

Quality and reliability

- Daikin's integrated zero defect policy ensures quality of components and finished products
- Each Daikin chiller is factory run-tested and subjected to quality audit before shipment

Benefits for installers

- Plug & play solutions
- Maximum serviceability
- Ideal solutions for retrofit projects

Benefits for consultants

- Energy efficient solutions without compromising on reliability and performance
- Latest technology embedded in all our products

Benefits for end users

- Remarkable savings on running costs
- Easy to customise the chiller to your application, environment and need thanks to more than 150 different options.

Supporting tools

Business portal

- Experience our extranet that thinks with you at my.daikin.eu
- Find information in seconds via a powerful search
- Customise the options so you see only info relevant for you
- Access via mobile device or desktop



my.daikin.eu

Website

- www.daikin.eu/en_us/product-group/chillers.html
- <https://catalogues.daikin.eu/#>
- Explore our product range
- Find our solutions for applications
- Get more commercial details on our flagship products



www.daikin.eu/en_us/product-group/chillers




<https://catalogues.daikin.eu>

Literature

- Download or consult our literature for our professional network and end-customers



EWYE-CZ - Air to Water Inverter Heat Pump



Data center solutions



Water to Water Modular Heat Pumps

Industrial Heating & Cooling

Over 60% of the energy used in industrial plants comes from fossil fuels, and HVAC systems account for around 65% of total consumption. Decarbonising heating and cooling is therefore key to reducing both emissions and costs.

Daikin's industrial solutions deliver precise temperature control for process and comfort applications, providing fully electric heating up to +90 °C and cooling down to -15 °C. Ideal for food and beverage production, pharmaceuticals, chemical processes, metal treatment or data centres, they ensure stable, efficient and continuous operation. By integrating heat recovery and energy reuse, Daikin systems optimise the entire plant's energy balance while supporting the transition toward low-carbon manufacturing.



Heating solutions

	Compressor type	Unit range	Capacity range	Max heating water
 Water-To-Water	 Screw compressor	EWWH-VZ 	400 - 2,100 kW	+90°C
		EWWH-J- 	106 - 243 kW	+75°C
	 Scroll compressor	EWWT-Q- 	100 - 1,280 kW	+60°C
		DWDC 	1,580 - 9,000 kW	+46°C
	 Centrifugal compressor	DWSC 	790 - 4,500 kW	+46°C
		EWWH-DZ 	300 - 1,900 kW	+55°C
 Air-To-Water	 Scroll compressor	EWYK-QZ 	100 - 2,000 kW	+75°C
		EWYE-CZ 	16 - 70 kW	+70°C
	 Screw compressor	EWYT-B- 	82 - 1,275 kW	+60°C
		EWYS-4Z 	400 - 800 kW	+60°C
		EWYD-BZ 	271 - 618 kW	+55°C



*ENEA research report: «La farmaceutica», Italy, 2022

Cascade systems

The cascade system allows to deliver fully electric heating by combining Air Source Heat Pump & Water Source Heat Pump enabling the production of domestic hot water and the possibility to operate the units in mixed mode (DHW + Comfort heating or cooling). This solution is available for the following Daikin products:

- **EWYT-B- + J Series** – ideal for small-scale applications
- **EWYT-B- + VZ Series** – designed for large-scale applications

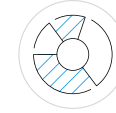
This system can be integrated with the **Intelligent Chiller Manager (iCM)**, an advanced control solution designed to optimize and manage a chiller plant room, up to eight units of each type (air-to-water and water-to-water) can operate simultaneously, allowing flexibility in unit sizes while ensuring optimal system performance through iCM's staging and sequencing functions.

		Capacity range	Max heating water
Large Systems		330 - 16,000 kW	+90°C
Small Systems		106 - 1,944 kW	+75°C

iCM benefits



High performance




















Lower energy & maintenance costs




Increased reliability & lifetime

Cooling solutions

	Compressor type	Unit range	Capacity range	Min. chilled water
 Water cooled	 Screw compressor	EWWH-VZ 	330 - 2,000 kW	-8°C
		EWWH-J- 	89 - 284 kW	-10°C
	 Scroll compressor	EWWT-Q- 	200 - 1,280 kW	-15°C
	 Centrifugal compressor	DWDC 	1,500 - 9,000 kW	-9°C
DWSC 		790 - 4,500 kW	-9°C	
 Air cooled	 Screw compressor	EWYS-4Z 	400 - 800 kW	-8°C
		EWA/FH-TZ 	171 - 2,312 kW	-12°C
	 Scroll compressor	EWYT-B- 	82 - 1,275 kW	-13°C
	 Centrifugal compressor	EWWH-DZ 	227 - 2,100 kW	+4°C

Variable Frequency Drive (VFD)

Daikin's Variable Frequency Drive (VFD) optimizes compressor capacity to match load demands, delivering high part-load efficiency and energy savings. It ensures reliable performance under all conditions, while its refrigerant-cooled design maintains efficiency regardless of ambient factors.


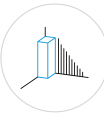




Technology	Air or Glycol Cooled	Daikin Refrigerant Cooled
Not influenced by environmental conditions	👎	👍
No external components needed for the VFD cooling	👎	👍
VFD cooling system needs dedicated maintenance	👎	👍

Integrated Active Harmonic Filter

Active Harmonic Filters (AHFs) improve power quality by dynamically neutralizing harmonic components in real time, significantly reducing Total Harmonic Distortion (THD).



- 
Fully assembled and factory tested
- 
No additional space required
- 
No additional installation and maintenance
- 
Refrigerant-cooled ensuring operation in every ambient condition



An environmentally friendly HVAC solution for Engelbert Strauss' CI Factory

Engelbert Strauss sought an environmentally friendly HVAC solution for its CI Factory and turned to Daikin technologies to meet this need. The facility is now equipped with five EWAH-TZ units, delivering a total cooling capacity of 3,450 kW to ensure efficient and sustainable cooling and air conditioning.

The challenge

This well-known manufacturer applies the same high standards of innovation to its CI Factory as it does to its products—particularly in terms of temperature control and environmental sustainability. On the roof of the logistics centre, a photovoltaic system with a nominal output of 800 kW supplies energy equivalent to the needs of 200 households. To remain consistent with these sustainability principles, the cooling and air conditioning systems also had to be designed with efficiency and environmental responsibility in mind. For this reason, Engelbert Strauss chose Daikin.

The solution

The project called for an environmentally friendly HVAC solution, which led to the choice of chillers using the low GWP R-1234ze refrigerant. When combined with Daikin's Single Screw compressor technology, it also delivers outstanding energy efficiency. On the roof of the CI Factory, four Daikin air-cooled chillers are installed in a cascade configuration, each providing 820 kW of cooling capacity. This setup ensures efficient air conditioning for both the logistics and production areas. The cascade arrangement allows precise system control, activating all or only some of the chillers according to the building's actual cooling demand. The chiller plant also includes an additional air-cooled EWAH-TZ chiller with a 170 kW capacity, dedicated to cooling the factory's server rooms. These relatively compact chillers require minimal space while offering maximum reliability and flexibility for process cooling. The modern Single Screw compressor with inverter technology enables low-noise operation while maintaining exceptionally high efficiency levels.



Residential applications






Comfort is a key aspect in residential applications as it ensures a good indoor environment. Equally important is **energy efficiency**, which not only reduces running costs but also contributes to environmental sustainability.



Single & Multi-family house



Collective housing

Unit range	Capacity range	Max heating water	Unit range	Capacity range	Max heating water
 EWYE-CZ	16 - 70 kW	+70°C	 EWYK-QZ	100 - 2,000 kW	+75°C
 EWYT-CZ	16 - 90 kW	+60°C	 EWYT-B-	82 - 1,275 kW	+60°C
 EWYA-DA	4 - 16 kW	+55°C			



Cooling and heating for small residential buildings

Daikin has been providing heat pumps from its BLUEEVOLUTION range as an ideal solution for various residential projects. One of the most recent installations took place in Porto, Portugal, where two EWYT-CZ units were installed, delivering a total cooling and heating capacity of 21 kW each. These systems demonstrate Daikin's commitment to combining energy efficiency with reliable performance in residential settings.

The challenge

The goal of the project was to provide the end customer with a versatile solution capable of delivering both heating and cooling according to seasonal needs, as well as hot sanitary water. The system was designed to ensure maximum reliability, high energy efficiency, and low operating costs.

The solution

The new R-32 Small Inverter Chiller has once again proven to be an excellent solution for residential projects, demonstrating the versatility of Daikin's product portfolio, which can meet the needs of installations ranging from large stadiums to individual homes. For this project, Daikin supplied two units in the heating version, each delivering 21 kW to comfortably meet the system's capacity requirements while achieving market-leading energy efficiency for this product segment. The R-32 Small Inverter Chillers were integrated into a system designed to provide both heating and cooling to indoor fan coils, as well as hot sanitary water, depending on seasonal needs. This solution was particularly valuable for the project due to its modern design, which maximizes efficiency through fully optimized inverter units and the use of the low-GWP R-32 refrigerant. Reliability was further guaranteed by Daikin's extensive experience in developing and deploying R-32 technology, ensuring consistent performance and long-term dependability.

Green Building

Daikin Solutions for Sustainable & Certified Buildings

Daikin supports project success with innovative and sustainable solutions, earning valuable credits for building certifications. Choosing Daikin ensures achieving ambitious project goals, delivering high performance & energy efficiency, while supporting the path toward the highest levels of building certification.



Best practices in LEED projects in Spain

Daikin equipped Madrid's Caleido Tower, a dynamic office complex, with 4 VZ units and 32 D-AHUs Professional range with cooling capacity of 4,000 kw, to meet its demanding cooling and ventilation needs. Designing for Madrid's iconic skyline presented a unique challenge: creating an energy-efficient environment capable of supporting the building's diverse functions. With tailored HVAC solutions, Daikin played a key role in helping the project achieve LEED certification, combining performance, sustainability, and comfort at every level.

The challenge

Caleido is a complex in Madrid's financial district. The tower itself is home to IE, a prestigious educational institution serving over 5,000 students. Rising more than 180 meters, Caleido presented a major challenge: creating a comfortable and energy-efficient environment that adapts seamlessly to its diverse uses. Adding to the complexity, the project was pursuing LEED certification, which required meeting a stringent set of sustainability and efficiency criteria throughout the building.

The solution

Daikin delivered a fully customized HVAC solution, centered around advanced VZ water-cooled units with Variable Frequency Drive (VFD). At the heart of the system is an exceptionally reliable single-screw compressor, whose unique performance characteristics, combined with Daikin's Inverter technology and extensive expertise, ensure outstanding energy efficiency, durability, and overall reliability. To meet the project's comfort and sustainability goals, Daikin also supplied Professional AHUs. This unit range features a factory-fitted electrical control panel with Direct Digital Control (DDC), integrated temperature, humidity, and CO₂ sensors, and intelligent management of mixing dampers, heat recovery wheels, water valves, filter pressure switches, fan motors, and inverters. The control system is capable of managing chilled water coils, hot water coils, and DX cooling or heating coils supporting up to four circuits per DX coil. This combination of advanced hardware and intelligent controls provides precise climate management, energy efficiency, and comfort tailored to the complex's diverse needs.



High-Quality Working Environment at Wellington Place in Leeds, UK.

Wellington Place is a prestigious new urban quarter in the heart of Leeds city centre, emerging as a prime business destination for leading corporate organisations. The latest additions, 7 and 8 Wellington Place, are Grade A office buildings set to become a regional Government Hub, housing several key departments. To support their advanced climate control needs, the buildings have been equipped with six D-AHU Professional units and four high-efficiency TZ chillers, delivering a total cooling capacity of 3,080 kW.

The challenge

The goal of the project was to create a high-quality working environment for civil servants, going beyond basic functionality to foster well-being, comfort, and productivity.

The solution

To meet the project's demanding energy efficiency and sustainability requirements, Daikin supplied four TZ air-cooled chillers from the Platinum efficiency range. The TZ series delivers top-tier performance, achieving an impressive ESEER rating of 5.78. Featuring optimized inverter screw compressors and inverter fans, the EWAD-TZ-B ensures maximum efficiency at both full and partial loads, making it an ideal choice to help 7-8 Wellington Place attain a BREEAM Excellent rating. In addition, Daikin Applied supplied and installed six D-AHU Professional units, including on-site assembly and leak testing, providing a complete, high-performance HVAC solution tailored to the project's needs.

Chiller, heat pumps & compressor factories



This Daikin plant is dedicated to the production of **water-cooled** and **water-to-water chillers**, covering a capacity range from 98 kW up to 11 MW.

Production includes various technologies, featuring units equipped with **screw compressors** (inverter or on/off), **modular water-cooled units** with **scroll compressors**, as well as **centrifugal** and **oil-free centrifugal chillers**.



Plant dedicated to the production of **air-cooled** and **air-to-water chillers**, also available in the free cooling version.

The air-to-water units cover a capacity range from 82 kW up to 2,000 kW.



Factory dedicated to **R&D, testing, and manufacturing** of **screw compressors** and **Inverter screw compressors**, as well as the **assembly** of **centrifugal compressors**.



This plant, built in 2021, is dedicated to the **production** of **air-to-water heat pumps** and **air-cooled chillers** with capacities ranging from 16 kW to 90 kW, equipped with **Daikin inverter compressors**.



Factory Acceptance Testing (FAT)

The Building I facility focuses on **R&D** for advanced HVAC technologies and includes an Engineering Area for **prototyping and testing water-to-water units** up to 4,500 kW, and a **Climatic Test Room** capable of testing various systems, air-cooled, water-to-water, four-pipe, and free cooling, under conditions from -20°C to $+52^{\circ}\text{C}$.

























Daikin offers **Factory Acceptance Testing (FAT)** to ensure units meet all requirements before delivery. Tests are performed at our **AHRI-certified** factory benches (up to 11 MW), and special conditions like **unique power supplies** can also be accommodated for optimal performance.




Daikin features **certified climatic chambers for witness tests**, capable of validating air-cooled chillers **up to 2,000 kW** under extreme conditions from -15°C to $+52^{\circ}\text{C}$ ambient temperature, at both 50 Hz and 60 Hz. All tests comply with **AHRI and Eurovent standards**, ensuring performance and reliability under full and part-load conditions.

Products overview


















	Refrigerant type *	Refrigerant circuits	Inverter	Free cooling	Compressor			Water heat exchanger		Efficiency version				Sound version			
					Swing	Scroll	Screw	Plate **	Single pass shell and tube	Blue	Silver	Gold	Platinum	Standard	Low	Reduced	
Cooling only																	
EWAA-DV3P		R-32	1	•		•			•						•		
EWAA-DV3P-H/ DW1P-H		R-32	1	•		•			•						•		
EWAT~CZN/P/H		R-32	1-2	•			•		•						•		
EWAT-B B		R-32	1-2				•		•		•				•	•	•
EWAT-B C		R32	1-2				•		•		•	•			•		•
EWFT-B C		R32	1-2		•		•		•		•	•			•		•
EWAH-TZ D		R32	1-2	•				•	•	•	•	•	•	•	•		•
EFWH-TZ D		R1234ze(E)	1-2	•	•			•	•	•	•	•	•	•	•		•
EWAS-TZ D		R-513A	1-2	•				•	•	•	•	•	•	•	•		•
EWFS-TZ D		R-513A	1-2	•	•			•	•	•	•	•	•	•	•		•
EWAD-TZ D		R-143a	1-2	•				•	•	•	•	•	•	•	•		•
EWFD-TZ D		R-134a	1-2	•	•			•	•	•	•	•	•	•	•		•
Heat pump																	
EWYA-DV3P		R-32	1	•		•			•						•		
EWYA-DV3P-H/ DW1P-H		R-32	1	•		•			•						•		
EWYT~CZN/P/H		R-32	1-2	•			•		•						•		
EWYT-B		R-32	1-2				•		•		•	•			•	•	•
EWYK-QZ		R-290	2	•			•		•			•			•		
EWYT-CZI EWYT-CZO		R-32	1-2	•			•		•						•		
EWYE-CZ		R-454C	2	•			•		•						•		
EWYD~BZ		R-134a	2-3	•				•	•						•	•	
Condensing unit																	
ERAD~E-		R-134a	1					•							•	•	
Multipurpose unit																	
EWYS-4Z		R-513A	2	•				•	•						•		•

* (GWP): R-410A (2,087.5), R-134a (1,430) - ** BPHE: Brazed plate heat exchanger

Air cooled chillers, condensing units and multipurpose units




Products overview

	Refrigerant Type *	Refrigerant circuits	Inverter	Compressor			Water heat exchanger			Efficiency version			Sound version	
				Scroll	Screw	Centrifugal	Plate **	Single pass shell and tube	Shell and tube	Standard	High	Premium	Standard	
Water cooled chillers (Cooling only and Heat Pump)														
EWQK-KCW1N		R-410a	1-2		•			•			•			•
EWWD~J-		R-134a	1			•		•			•			•
EWWH-J-		R1234ze	1			•		•			•			•
EWWS-J-		R-513A	1			•		•			•			•
EWWD-VZ		R-134a	1-2	•		•			Flooded	•	•	•	•	•
EWWH-VZ		R-1234ze(E)	1-2	•		•			Flooded	•	•	•	•	•
EWWS-VZ		R-513A	1-2	•		•			Flooded	•	•	•	•	•
Condenserless chillers														
EWLQ-KCW1N		R-410A	1-2		•			•	BPHE		•			•
EWLD~J-		R-134a	1			•		•			•			•
EWLD~I-		R-134a	1-2-3			•		•			•			•
EWLH-J-		R1234ze	1			•		•			•			•
EWLS-J-		R-513A	1			•		•			•			•
Water cooled centrifugal chillers														
EWWD-DZ		R-134a	1			•			•		•			•
EWWH-DZ		R-1234ze(E)	1			•			•		•			•
DWDC B		R-134a and R513A	1	optional		•			Flooded		•			•
DWSC C / DWDC C		R-134a, R-513A and R-1234ze	1	optional		•			Flooded		•			•
6,000 RT CENTRIFUGAL		R-134a	2 per chiller			•		Flooded			•			•

* (GWP): R-410A (2,087.5), R-134a (1,430), R-407C (1,773.9) - ** BPHE: Brazed plate heat exchanger

Water cooled and condenserless chillers





Air cooled mini inverter chiller

- Choosing an R-32 product reduces environmental impact by 68% compared to R-410A and directly lowers energy consumption thanks to its superior energy efficiency.
- Hermetically sealed swing inverter compressor
- New casing for the outdoor units
- Separate MMI-2 controller for indoor installation



EWAA-DV3P

Cooling Only				EWAA-DV3P	004	006	008
Space cooling	A Condition	Pdc	kW	4.52	5.09	5.44	
	35°C						
	ηs,c		%	213	215		
SEER					-		
Cooling capacity	Nom.		kW	4.86 (1)/4.52 (2)	5.83 (1)/5.09 (2)	6.18 (1)/5.44 (2)	
Power input	Cooling	Nom.	kW	0.820 (1)/1.36 (2)	1.08 (1)/1.55 (2)	1.19 (1)/1.73 (2)	
	Heating	Nom.	kW	0.840 (1)/1.26 (2)	1.24 (1)/1.69 (2)	1.63 (1)/2.23 (2)	
Capacity control	Method			Variable (inverter)			
EER				5.91 (1)/3.32 (2)	5.40 (1)/3.28 (2)	5.19 (1)/3.14 (2)	
Dimensions	Unit	Height	mm	770			
		Width	mm	1,250			
		Depth	mm	362			
Weight	Unit		kg	88			
Water heat exchanger	Type			Plate heat exchanger			
	Water volume		l	1			
Air heat exchanger	Type			-			
Compressor	Type			Hermetically sealed swing compressor			
	Quantity			1			
Fan	Type			Propeller fan			
	Quantity			1			
	Air flow rate	Cooling	Nom.	m ³ /min			
Sound power level	Cooling	Nom.	dBA	61	62		
Sound pressure level	Cooling	Nom.	dBA	48	49	50	
Operation range	Air side	Cooling	Min.~Max.	°CDB			
Refrigerant	Type/GWP			10 (3)~43			
	Charge		kg	R-32/675			
	Control			1.35			
	Circuits	Quantity		-			
Refrigerant charge	Per circuit		kg	-			
Unit	Running current	Max	A	-			
Power supply	Phase/Frequency/Voltage		Hz/V	1~/50 /230 +/-10%			

(1)Condition 1: cooling Ta 35°C - LWE 18°C (DT = 5°C); heating Ta DB/WB 7°C/6°C - LWC 35°C (DT = 5°C) | (2)Condition 2: cooling Ta 35°C - LWE 7°C (DT = 5°C); heating Ta DB/WB 7°C/6°C - LWC 45°C (DT = 5°C) | (3)For more details, see operation range drawing | (4)Cooling: EW 12°C; LW 7°C; ambient conditions: 35°CDB | (5)Cooling: EW 23°C; LW 18°C; ambient conditions: 35°CDB | According to EN14825 | Depends on operation mode, refer to installation manual.

Air cooled mini inverter chiller

- Choosing an R-32 product reduces environmental impact by 68% compared to R-410A and directly lowers energy consumption thanks to its superior energy efficiency.
- Hermetically sealed swing inverter compressor
- New casing for the outdoor units
- Separate MMI-2 controller for indoor installation



EWAA-DW1P

Cooling Only				EWAA	011	014	016
Space cooling	A Condition 35°C	Pdc	kW	11.6	12.8	14.0	
	ηs,c		%	229	226	221	
SEER				5.79(3)	5.71(3)	5.59(3)	
Cooling capacity	Nom.		kW	11.6(1)/11.5(2)	12.8(1)/12.7(2)	14.0(1)/15.3(2)	
Power input	Cooling	Nom.	kW	3.56(1)/2.17(2)	4.06(1)/2.51(2)	4.58(1)/3.24(2)	
Capacity control	Method			Variable (inverter)			
EER				3.26(1)/5.31(2)	3.16(1)/5.04(2)	3.06(1)/4.74(2)	
Dimensions	Unit	Height	mm	870			
		Width	mm	1,380			
		Depth	mm	460			
Weight	Unit		kg	147			
Water heat exchanger	Type			Plate heat exchanger			
	Water volume		l	2			
Air heat exchanger	Type			High efficiency fin and tube type with integral subcooler			
Compressor	Type			Hermetically sealed swing inverter compressor			
	Quantity			1			
Fan	Type			Propeller fan			
	Quantity			1			
	Air flow rate	Cooling	Nom.	m ³ /min	70	85	
Sound power level	Cooling	Nom.		dB(A)	67.0	69.0	
Sound pressure level	Cooling	Nom.		dB(A)	47.7	51.0	
Operation range	Air side	Cooling	Min.~Max.	°CDB	10~43		
	Water side	Cooling	Min.~Max.	°CDB	5~22		
Refrigerant	Type/GWP			R-32/675.0			
	Control			Electronic expansion valve			
	Circuits	Quantity		1			
Refrigerant charge	Per circuit		kg	3.80			
			TCO2Eq	2.6			
Unit	Running current	Max	A	14.0			
Power supply	Phase/Frequency/Voltage		Hz/V	3~/50/400			

(1) Cooling: EW 12°C; LW 7°C; ambient conditions: 35°CDB | (2) Cooling: EW 23°C; LW 18°C; ambient conditions: 35°CDB | (3) According to EN14825 | Condition: Ta DB/WB 7°C/6°C - LWC 35°C (DT = 5°C) | Condition: Ta DB/WB 7°C/6°C - LWC 45°C (Dt=5°C) | Depends on operation mode, refer to installation manual. | For more details, see operation range drawing

Air cooled mini inverter chiller

- Choosing an R-32 product reduces environmental impact by 68% compared to R-410A and directly lowers energy consumption thanks to its superior energy efficiency.
- Hermetically sealed swing inverter compressor
- New casing for the outdoor units
- Separate MMI-2 controller for indoor installation



EWAA-DV3P-H

Cooling Only				EWAA-DV3P-H	004	006	008
Space cooling	A Condition	Pdc	kW	4.52	5.09	5.44	
	35°C						
	ηs,c		%	213	215		
SEER					-		
Cooling capacity	Nom.		kW	4.86 (1)/4.52 (2)	5.83 (1)/5.09 (2)	6.18 (1)/5.44 (2)	
Power input	Cooling	Nom.	kW	0.820 (1)/1.36 (2)	1.08 (1)/1.55 (2)	1.19 (1)/1.73 (2)	
	Heating	Nom.	kW	0.840 (1)/1.26 (2)	1.24 (1)/1.69 (2)	1.63 (1)/2.23 (2)	
Capacity control	Method			Variable (inverter)			
EER				5.91 (1)/3.32 (2)	5.40 (1)/3.28 (2)	5.19 (1)/3.14 (2)	
Dimensions	Unit	Height	mm	770			
		Width	mm	1,250			
		Depth	mm	362			
Weight	Unit		kg	88			
Water heat exchanger	Type			Plate heat exchanger			
	Water volume		l	1			
Air heat exchanger	Type			-			
	Compressor	Type		Hermetically sealed swing compressor			
	Quantity			1			
Fan	Type			Propeller fan			
	Quantity			1			
	Air flow rate	Cooling	Nom.	m³/min			
Sound power level	Cooling	Nom.	dB	61	62		
Sound pressure level	Cooling	Nom.	dB	48	49	50	
Operation range	Air side	Cooling	Min.~Max.	°CDB			
Refrigerant	Type/GWP			10 (3)~43			
	Charge		kg	R-32/675			
	Control			1.35			
	Circuits	Quantity		-			
Refrigerant charge	Per circuit		kg	-			
Unit	Running current	Max	A	-			
Power supply	Phase/Frequency/Voltage		Hz/V	1~/50 /230 +/-10%			

(1)Condition 1: cooling Ta 35°C - LWE 18°C (DT = 5°C); heating Ta DB/WB 7°C/6°C - LWC 35°C (DT = 5°C) | (2)Condition 2: cooling Ta 35°C - LWE 7°C (DT = 5°C); heating Ta DB/WB 7°C/6°C - LWC 45°C (DT = 5°C) | (3)For more details, see operation range drawing | (4)Cooling: EW 12°C; LW 7°C; ambient conditions: 35°CDB | (5)Cooling: EW 23°C; LW 18°C; ambient conditions: 35°CDB | According to EN14825 | Depends on operation mode, refer to installation manual.

Air cooled mini inverter chiller

- Choosing an R-32 product reduces environmental impact by 68% compared to R-410A and directly lowers energy consumption thanks to its superior energy efficiency.
- Hermetically sealed swing inverter compressor
- New casing for the outdoor units
- Separate MMI-2 controller for indoor installation



EWAA-DWIP-H

Cooling Only				EWAA	011	014	016
Space cooling	A Condition 35°C	Pdc	kW	11.6	12.8	14.0	
	ηs,c		%	229	226	221	
SEER				5.79(3)	5.71(3)	5.59(3)	
Cooling capacity	Nom.		kW	11.6(1)/11.5(2)	12.8(1)/12.7(2)	14.0(1)/15.3(2)	
Power input	Cooling	Nom.	kW	3.56(1)/2.17(2)	4.06(1)/2.51(2)	4.58(1)/3.24(2)	
Capacity control	Method			Variable (inverter)			
EER				3.26 (1)/5.31 (2)	3.16 (1)/5.04 (2)	3.06 (1)/4.74 (2)	
Dimensions	Unit	Height	mm	870			
		Width	mm	1,380			
		Depth	mm	460			
Weight	Unit		kg	147			
Water heat exchanger	Type			Plate heat exchanger			
	Water volume		l	2			
Air heat exchanger	Type			High efficiency fin and tube type with integral subcooler			
Compressor	Type			Hermetically sealed swing inverter compressor			
	Quantity			1			
Fan	Type			Propeller fan			
	Quantity			1			
	Air flow rate	Cooling	Nom.	m ³ /min	70	85	
Sound power level	Cooling	Nom.		dB(A)	67.0	69.0	
Sound pressure level	Cooling	Nom.		dB(A)	47.7	50.8	
Operation range	Air side	Cooling	Min.~Max.	°CDB	10~43		
	Water side	Cooling	Min.~Max.	°CDB	5~22		
Refrigerant	Type/GWP			R-32/675.0			
	Control			Electronic expansion valve			
Refrigerant charge	Per circuit	Quantity	kg	1			
			TCO2Eq	3.80			
Unit	Running current	Max	A	2.6			
				14.0			
Power supply	Phase/Frequency/Voltage		Hz/V	3~/50/400			

(1) Cooling: EW 12°C; LW 7°C; ambient conditions: 35°CDB | (2) Cooling: EW 23°C; LW 18°C; ambient conditions: 35°CDB | (3) According to EN14825 | Condition: Ta DB/WB 7°C/6°C - LWC 35°C (DT = 5°C) | Condition: Ta DB/WB 7°C/6°C - LWC 45°C (Dt=5°C) | Depends on operation mode, refer to installation manual. | For more details, see operation range drawing

Air cooled scroll inverter chiller

- High part load efficiency for low running cost
- Minimal starting currents
- Daikin scroll compressor
- Wide operation range



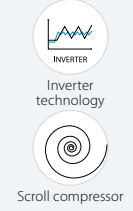
EWAT-CZN

Cooling Only				EWAT-CZN	016	021	025	032	040	040	050	064	090
Space cooling	A Condition	Pdc	kW	15.9	20.9	25.6	32.4	39.6	41.4	50.8	64.0	88.3	
	35°C												
	ηs,c		%	197		200	205	201	213	210	205	198	
SEER				5.00		5.06	5.21	5.09	5.41	5.33	5.21	5.03	
Cooling capacity	Nom.		kW	15.9	20.9	25.6	32.4	39.6	41.4	50.8	64.0	88.3	
Power input	Cooling	Nom.	kW	5.50	6.60	8.50	10.3	13.4	13.2	17.0	21.8	31.0	
Capacity control	Method			Inverter controlled									
	Minimum capacity		%	18	14	12	19	15	14	12	15	14	
EER				2.90	3.16	3.00	3.13	2.95	3.12	2.98	2.93	2.84	
IPLV				5.83	6.29	6.05	6.25	5.87	6.37	5.92	5.88	5.61	
Dimensions	Unit	Height	mm	1,878									
		Width	mm	1,152			1,752			2,306		2,906	3,506
		Depth	mm	802				814					
Weight	Unit		kg	222	245	340	339	480	574	672			
	Operation weight		kg	223	247	343	342	486	580	680			
Water heat exchanger	Type			Braze plate heat exchanger									
	Water volume		l	1	2				5		8		
	Water flow rate	Cooling	Nom.	l/s	0.8	1.0	1.2	1.6	1.9	2.0	2.4	3.1	4.2
	Water pressure drop	Cooling	Nom.	kPa	20	11	16	19	28	10	14	22	20
Air heat exchanger	Type			High efficiency fin and tube type – Copper Aluminum									
Compressor	Type			Scroll compressor									
	Quantity			1				2					
Fan	Type			Axial									
	Quantity			1	2			3	4				
	Speed		rpm	800	900	700	900	700	900	800	900		
Sound power level	Cooling	Nom.	dBA	76.0	78.0	79.0	80.0		81.0	83.0	85.0		
Sound pressure level	Cooling	Nom.	dBA	59.7	61.7	62.2	63.2	62.8	63.8	65.4	67.0		
Refrigerant	Type/GWP			R-32/675									
	Charge		kg	3.00	5.50	7.00	8.00	12.0	13.0	16.0			
	Circuits	Quantity		1				2					
Piping connections	Evaporator water inlet/outlet (OD)			1"1/4				2"					

Cooling: EW 12°C; LW 7°C; ambient conditions: 35°CDB | Cooling: EW 23°C; LW 18°C; ambient conditions: 35°CDB | Condition: Ta DB/WB 7°C/6°C - LWC 35°C (DT = 5°C) | Condition: Ta DB/WB 7°C/6°C - LWC 45°C (DT=5°C) | According to EN14825 | Depends on operation mode, refer to installation manual. | For more details, see operation range drawing

Air cooled scroll inverter chiller

- High part load efficiency for low running cost
- Minimal starting currents
- Daikin scroll compressor
- Wide operation range
- Low lift inverter pump kit option



EWAT-CZP

Cooling Only				EWAT-CZP	016	021	025	032	040	040	050	064	090
Space cooling	A Condition	Pdc	kW	16.0	21.0	25.7	32.6	39.8	41.6	51.0	64.3	88.6	
	35°C												
	ηs,c		%	209	213		225	211	228	216	211	204	
SEER				5.30	5.41		5.70	5.36	5.76	5.48	5.34	5.18	
Cooling capacity	Nom.		kW	16.1	21.1	25.9	32.7	39.9	41.7	51.1	64.4	88.8	
Power input	Cooling	Nom.	kW	5.45	6.56	8.48	10.3	13.3	13.2	16.9	21.9	31.1	
Capacity control	Method			Inverter controlled									
	Minimum capacity		%	18	14	12	19	15	14	12	15	14	
EER				2.96	3.22	3.05	3.18	3.00	3.17	3.03	2.95	2.85	
IPLV				5.83	6.29	6.05	6.25	5.87	6.37	5.92	5.88	5.61	
Dimensions	Unit	Height	mm	1,878									
		Width	mm	1,152			1,752			2,306		2,906	3,506
		Depth	mm	802								814	
Weight	Unit		kg	256	278		383	382	531		630	727	
	Operation weight		kg	257	280		386	385	537		636	735	
Water heat exchanger	Type			Brazed plate heat exchanger									
	Water volume		l	1	2				5				8
	Water flow rate	Cooling	Nom.	l/s	0.8	1.0	1.2	1.6	1.9	2.0	2.4	3.1	4.2
	Water pressure drop	Cooling	Nom.	kPa	20	11	16	19	28	10	14	22	20
Air heat exchanger	Type			High efficiency fin and tube type – Copper Aluminum									
Compressor	Type			Scroll compressor									
	Quantity			1								2	
Fan	Type			Axial									
	Quantity			1			2			3		4	
	Speed		rpm	800	900	700	900	700	900	800	900		
Sound power level	Cooling	Nom.	dBA	76.0	78.0	79.0	80.0		81.0		-		
Sound pressure level	Cooling	Nom.	dBA	59.7	61.7	62.2	63.2	62.8	63.8			-	
Refrigerant	Type/GWP			R-32/675									
	Charge		kg	3.00	5.50		7.00	8.00	12.0		13.0	16.0	
	Circuits		Quantity		1								2
Piping connections	Evaporator water inlet/outlet (OD)			1"1/4								2"	

Cooling: EW 12°C; LW 7°C; ambient conditions: 35°CDB | Cooling: EW 23°C; LW 18°C; ambient conditions: 35°CDB | Condition: Ta DB/WB 7°C/6°C - LWC 35°C (DT = 5°C) | Condition: Ta DB/WB 7°C/6°C - LWC 45°C (DT=5°C) | According to EN14825 | Depends on operation mode, refer to installation manual. | For more details, see operation range drawing

Air cooled scroll inverter chiller

- High part load efficiency for low running cost
- Minimal starting currents
- Daikin scroll compressor
- Wide operation range
- High lift inverter pump kit option



EWAT-CZH

Cooling Only				EWAT-CZH	016	021	025	032	040	040	050	064	090
Space cooling	A Condition	Pdc	kW	16.1	21.1	25.8	32.7	39.9	41.7	51.1	64.3	88.7	
	35°C												
	ηs,c		%	205	210	211	224	210	227	213	208	202	
Cooling capacity	Nom.		kW	16.2	21.2	25.9	32.8	40.1	41.8	51.3	64.5	88.9	
Power input	Cooling	Nom.	kW	5.60	6.70	8.70	10.4	13.5	13.3	17.0	22.0	31.2	
Capacity control	Method			Inverter controlled									
	Minimum capacity		%	18	14	12	19	15	14	12	15	14	
EER				2.89	3.15	2.98	3.14	2.97	3.15	3.02	2.93	2.85	
IPLV				5.83	6.29	6.05	6.25	5.87	6.37	5.92	5.88	5.61	
Dimensions	Unit	Height	mm	1,878									
		Width	mm	1,152			1,752			2,306		2,906	3,506
		Depth	mm	802				814					
Weight	Unit		kg	256	278	383	382	531	630	727			
	Operation weight		kg	257	280	386	385	537	636	735			
Water heat exchanger	Type			Braze plate heat exchanger									
	Water volume		l	1	2				5		8		
	Water flow rate	Cooling	Nom.	l/s	0.8	1.0	1.2	1.6	1.9	2.0	2.4	3.1	4.20
	Water pressure drop	Cooling	Nom.	kPa	20	11	16	19	28	10	14	22	20
Air heat exchanger	Type			High efficiency fin and tube type – Copper Aluminum									
Compressor	Type			Scroll compressor									
	Quantity			1				2					
Fan	Type			Axial									
	Quantity			1		2			3		4		
	Speed		rpm	800	900	700	900	700	900	800	900		
Sound power level	Cooling	Nom.	dBA	76.0	78.0	79.0	80.0		81.0	83.0	85.0		
Sound pressure level	Cooling	Nom.	dBA	59.7	61.7	62.2	63.2	62.8	63.8	65.4	67.0		
Refrigerant	Type/GWP			R-32/675									
	Charge		kg	3.00	5.50	7.00	8.00	12.0	13.0	16.0			
	Circuits	Quantity		1				2					
Piping connections	Evaporator water inlet/outlet (OD)			1"1/4				2"					

Cooling: EW 12°C; LW 7°C; ambient conditions: 35°CDB | Cooling: EW 23°C; LW 18°C; ambient conditions: 35°CDB | Condition: Ta DB/WB 7°C/6°C - LWC 35°C (DT = 5°C) | Condition: Ta DB/WB 7°C/6°C - LWC 45°C (Dt=5°C) | According to EN14825 | Depends on operation mode, refer to installation manual. | For more details, see operation range drawing

Inverter screw cooling only with BLU efficiency. Standard sound.

- Refrigerant R-513A
- New generation of air-cooled inverter series with extension of capacity range: Nominal capacity up to 1,850 kW
- New single screw compressor geometry allowing performance optimisation
- Refrigerant cooled inverter mounted on compressor all across the range
- Premium energy efficiency both at full and part load conditions
- Best capacity with smallest footprint
- Microchannel coils
- Unique fully integrated active harmonic filtration solution
- Performance monitoring
- MicroTech 4 controller: sophisticated adaptive software logic for stable operating conditions

EWAS-TZBSD				275	320	345	400	470	525		
SEER				4.3	4.4			4.6			
Cooling capacity	Nom.	kW		258.8	310.6	338.2	405.8	451.2	505.5		
Power input	Cooling	kW		97.8	106.4	122.7	145.2	170.8	178.3		
Capacity control	Method	Stepless									
	Minimum capacity	%		22	19	17	22	23	22		
EER				2.646	2.919	2.756	2.795	2.642	2.835		
IPLV				4.3	4.5	4.4	4.7	4.6			
Dimensions	Unit	Height	mm	2,553							
		Width	mm	2,238							
		Depth	mm	2,560	3,640				4,720		
Weight	Unit	kg	2,602	3,084		3,486		4,032			
		Operation weight	kg	2,677	3,169		3,583.7	3,593.7	4,160.1		
Air heat exchanger	Type	Microchannel									
Compressor	Type	Screw compressor									
	Quantity	1									
Fan	Unit	Type	Direct propeller								
		Quantity	4	6					8		
	Air flow rate	Cooling	Nom.	l/s	25,490	38,235			50,990		
Sound power level	Cooling	Nom.	dBA		97.4	97.9	100	97.3	96.7	97.7	
Sound pressure level	Cooling	Nom.	dBA		78.3	78.2	80.3	77.6	77	77.4	
Operation range	Air side	Cooling	Min.~Max.	°CDB	5 ~42						
Refrigerant	Type/GWP	R-513A/630									
	Charge	kg		35	45		55	65	70		
	Circuits	Quantity		1							
Piping connections	Evaporator water inlet/outlet (OD)			88.9mm			139.7mm				
Unit	Starting current	Max	A		0						
		Running	Cooling	Nom.	A	190.1	207.1	228.7	262	300.2	315.2
		current	Max	A		220	262	284	346	362	400
Power supply	Phase/Frequency/Voltage			Hz/V 3~/50/400							

EWAS-TZBSD				580	625	755	830	915		
SEER				4.7		4.6		4.7		
Cooling capacity	Nom.	kW		554.9	597.4	734	800.1	884.2		
Power input	Cooling	kW		210.4	244.8	246.3	284.8	319.3		
Capacity control	Method	Stepless								
	Minimum capacity	%		19	17	13	11	13		
EER				2.637	2.44	2.98	2.809	2.769		
IPLV				4.5		4.8	4.7			
Dimensions	Unit	Height	mm	2,553						
		Width	mm	2,238						
		Depth	mm	4,720		6,880				
Weight	Unit	kg	4,032		5,670		6,142			
		Operation weight	kg	4,170.1	4,175.1	6,055	6,065	6,748		
Air heat exchanger	Type	Microchannel								
Compressor	Type	Screw compressor								
	Quantity	1								
Fan	Unit	Type	Direct propeller							
		Quantity	8	12						
	Air flow rate	Cooling	Nom.	l/s	50,990	76,470				
Sound power level	Cooling	Nom.	dBA		98.1	100.5	99	100	99	
Sound pressure level	Cooling	Nom.	dBA		77.8	80.3	77.8	78.8	77.8	
Operation range	Air side	Cooling	Min.~Max.	°CDB	5 ~42					
Refrigerant	Type/GWP	R-513A/630								
	Charge	kg		80	85	105	115	125		
	Circuits	Quantity		1			2			
Piping connections	Evaporator water inlet/outlet (OD)			139.7mm			168.3mm		219.1mm	
Unit	Starting current	Max	A		0					
		Running	Cooling	Nom.	A	362.8	413.9	457.4	515.3	568.4
		current	Max	A		457	464	600	668	
Power supply	Phase/Frequency/Voltage			Hz/V 3~/50/400						



EWAS-TZBSD



MicroTech 4

EWAS-TZBSD				C10	H10	H11	C12	C13	C14	
SEER						4.7			4.6	
Cooling capacity	Nom.		kW	953.9	1,050	1,127	1,197	1,293	1,359.6	
Power input	Cooling		kW	371.96	393.3	411.8	434.6	472.69	519.9	
Capacity control	Method			Stepless						
	Minimum capacity		%	11		10				
EER				2.565	2.67	2.737	2.754	2.735	2.615	
IPLV				4.7	4.8		4.7	4.6		
Dimensions	Unit	Height	mm	2,553						
		Width	mm	2,238						
		Depth	mm	6,880	7,960	9,040	10,120	11,200		
Weight	Unit		kg	6,142	6,816	7,297	7,779	8,260	8,581	
		Operation weight	kg	6,763	7,523	8,014	8,506	9,002	9,333	
Air heat exchanger	Type			Microchannel						
Compressor	Type			Screw compressor						
	Quantity			2						
Fan	Type			Direct propeller						
	Quantity			12	14	16	18	20		
	Air flow rate	Cooling	Nom.	l/s	76,470	89,233	101,980	114,705	127,450	
Sound power level	Cooling	Nom.		dB(A)	100	100.7	101	101.8	103.7	104.8
Sound pressure level	Cooling	Nom.		dB(A)	78.8	79.1	79.6	81.2	82.3	
Operation range	Air side	Cooling	Min.~Max.	°CDB	5~42					
Refrigerant	Type/GWP			R-513A/630						
	Charge		kg	140	150	160	170	185	195	
	Circuits	Quantity		2						
Piping connections	Evaporator water inlet/outlet (OD)			219.1mm						
Unit	Starting current	Max	A	0						
	Running current	Cooling	Nom.	A	647.2	681.9	711.6	748.1	807.1	876.6
	current	Max	A	751	817	884	930	948	1,120	
Power supply	Phase/Frequency/Voltage		Hz/V	3~/50/400						

EWAS-TZBSD				C15	H16	H17	H18	H19	
SEER				4.6	4.9	4.8	4.7	4.8	
Cooling capacity	Nom.		kW	1,483.5	1,606	1,688	1,799.6	1,868	
Power input	Cooling		kW	558.77	581.2	647.2	699.02	775.2	
Capacity control	Method			Stepless					
	Minimum capacity		%	10	13	12	11	10	
EER				2.655	2.763	2.608	2.574	2.41	
IPLV				4.6		5.2		5.1	
Dimensions	Unit	Height	mm	2,553					
		Width	mm	2,238					
		Depth	mm		12,280			13,360	
Weight	Unit		kg	9,920		10,323		10,805	
		Operation weight	kg	11,146	11,564	11,579	12,076	12,086	
Air heat exchanger	Type			Microchannel					
Compressor	Type			Screw compressor					
	Quantity			2					
Fan	Type			Direct propeller					
	Quantity				22			24	
	Air flow rate	Cooling	Nom.	l/s		140,195		152,940	
Sound power level	Cooling	Nom.		dB(A)	106.2	104.1	104.9	105.8	106.6
Sound pressure level	Cooling	Nom.		dB(A)	83.4	81.2	82	82.7	83.5
Operation range	Air side	Cooling	Min.~Max.	°CDB	5~42				
Refrigerant	Type/GWP			R-513A/630					
	Charge		kg	215	230	245	260	270	
	Circuits	Quantity		2					
Piping connections	Evaporator water inlet/outlet (OD)			273mm					
Unit	Starting current	Max	A	0					
	Running current	Cooling	Nom.	A	940.2	972.2	1,069	1,148	1,261
	current	Max	A	1,200	1,227	1,340	1,475	1,608	
Power supply	Phase/Frequency/Voltage		Hz/V	3~/50/400					

Inverter screw with SILVER efficiency. Standard sound.

- Refrigerant R-513A
- New generation of air-cooled inverter series with extension of capacity range: Nominal capacity up to 1,850 kW
- New single screw compressor geometry allowing performance optimisation
- Refrigerant cooled inverter mounted on compressor all across the range
- Premium energy efficiency both at full and part load conditions
- Best capacity with smallest footprint
- Microchannel coils
- Unique fully integrated active harmonic filtration solution
- Performance monitoring
- MicroTech 4 controller: sophisticated adaptive software logic for stable operating conditions

EWAS-TZSSD				285	325	380	430	495	520	535	
SEER				5.2	5.4	5.5	5.2	5.1	4.9	5.3	
Cooling capacity	Nom.		kW	284.9	329.3	374.3	426.2	487.5	522	529.7	
Power input	Cooling	Nom.	kW	89.25	103.6	120.5	138.8	161.5	172.1	170.5	
Capacity control	Method			Stepless							
	Minimum capacity		%	22	19	17	22	23	11	22	
EER				3.192	3.179	3.106	3.071	3.019	3.033	3.107	
IPLV				5.5	5.6	5.7	5.8	5.6	5.2	5.7	
Dimensions	Unit	Height	mm	2,553							
		Width	mm	2,238							
		Depth	mm	3,640	4,720				5,800		
Weight	Unit		kg	3,084	3,604		3,968	4,032	4,693	4,513	
	Operation weight		kg	3,164	3,697	3,702	4,070.7	4,155.1	5,033	4,646.1	
Air heat exchanger	Type			Microchannel							
Compressor	Type			Screw compressor							
Fan	Quantity			1					2	1	
	Type			Direct propeller							
	Quantity			6	8				10		
Sound power level	Air flow rate	Cooling	Nom.	l/s	38,240	50,990				63,733	
	Cooling	Nom.		dB(A)	97.8	98.3	100.2	97.7	97.1	99.3	98
Sound pressure level	Cooling	Nom.		dB(A)	78		80	77.4	76.9	78.6	77.3
Operation range	Air side	Cooling	Min.~Max.	°CDB	-20 ~42						
Refrigerant	Type/GWP			R-513A/630							
	Charge		kg	40	45	50	60	65	70	75	
	Circuits	Quantity		1					2	1	
Piping connections	Evaporator water inlet/outlet (OD)			88.9mm			139.7mm		168.3mm	139.7mm	
Unit	Starting current	Max	A	0							
	Running current	Cooling	Nom.	A	182.7	211.5	234.4	261.8	296.6	349.9	314.5
	current	Max	A	231	272	294	357	372	421	411	
Power supply	Phase/Frequency/Voltage		Hz/V	3~/50/400							

EWAS-TZSSD				555	585	595	645	650	705	760	
SEER				5	4.9	5.2	5	5.2	4.9	5	
Cooling capacity	Nom.		kW	553.9	583.2	585.6	645.1	635.1	702.3	758.2	
Power input	Cooling	Nom.	kW	188.8	206.6	200.1	214.8	231	249.4	239.4	
Capacity control	Method			Stepless							
	Minimum capacity		%	10		19	10	17	10	13	
EER				2.934	2.823	2.927	3.003	2.749	2.816	3.167	
IPLV				5.1		5.6	5.2	5.5	5.1	5.7	
Dimensions	Unit	Height	mm	2,553							
		Width	mm	2,238							
		Depth	mm	5,800			6,880	5,800	6,880	7,960	
Weight	Unit		kg	4,693		4,513	5,177	4,513	5,177	6,151	
	Operation weight		kg	5,038	5,043	4,651.1	5,522	4,661.1	5,527	6,536	
Air heat exchanger	Type			Microchannel							
Compressor	Type			Screw compressor							
Fan	Quantity			2		1	2	1	2		
	Type			Direct propeller							
	Quantity			10			12	10	12	14	
Sound power level	Air flow rate	Cooling	Nom.	l/s	63,733		76,480	63,733	76,480	89,233	
	Cooling	Nom.		dB(A)	99.5	100.7	98.4	100.9	100.7	103	99.2
Sound pressure level	Cooling	Nom.		dB(A)	78.7	79.9	77.7	79.8	80	81.9	77.7
Operation range	Air side	Cooling	Min.~Max.	°CDB	-20 ~42						
Refrigerant	Type/GWP			R-513A/630							
	Charge		kg	75	80		90		95	105	
	Circuits	Quantity		2		1	2	1	2		
Piping connections	Evaporator water inlet/outlet (OD)			168.3mm		139.7mm	168.3mm	139.7mm	168.3mm		
Unit	Starting current	Max	A	0							
	Running current	Cooling	Nom.	A	378.9	409.6	358.4	427.8	404.3	472.9	461.3
	current	Max	A	450	481	467	523	474	566	610	
Power supply	Phase/Frequency/Voltage		Hz/V	3~/50/400							



EWAS-TZSSD



MicroTech 4

EWAS-TZSSD				835	960	C10	H10	H11	H12	H13			
SEER				5.2	5.3	5.2		5.3	5.4				
Cooling capacity	Nom.			kW	832.7	948.8	1,001	1,043	1,149	1,359			
Power input	Cooling	Nom.		kW	274.7	321.4	354.4	375	408.9	477.3			
Capacity control	Method			Stepless									
	Minimum capacity			%	11	12	11		10				
EER					3.031	2.952	2.824	2.781	2.81	2.903	2.847		
IPLV					5.6	5.5	5.4	5.5	5.4	5.5			
Dimensions	Unit	Height		mm						2,553			
		Width		mm						2,238			
		Depth		mm	7,960			9,040		11,200	12,280		
Weight	Unit			kg	6,151	6,623		6,816	7,297	8,260	8,742		
	Operation weight			kg	6,546	7,239	7,244	7,518	8,014	8,992	9,489		
Air heat exchanger	Type			Microchannel									
Compressor	Type			Screw compressor									
	Quantity			2									
Fan	Type			Direct propeller									
	Quantity			14									
	Air flow rate	Cooling	Nom.	l/s	89,233			16	20	22			
Sound power level	Cooling	Nom.		dBA	100.2	99.6	100.2	100.5	101	102.5	104.2		
Sound pressure level	Cooling	Nom.		dBA	78.7	78	78.7	78.9	79.1	79.9	81.3		
Operation range	Air side	Cooling	Min.~Max.	°CDB	-20 ~42								
Refrigerant	Type/GWP			R-513A/630									
	Charge			kg	115	135	140	145	160	175	190		
	Circuits			Quantity	2								
Piping connections	Evaporator water inlet/outlet (OD)			mm	168.3mm						219.1mm		
Unit	Starting current			Max	A								
	Running			Cooling	Nom.	A	514.3	585.7	635	666.1	720.5	770.5	834.6
	current			Max	A	679	706	761	789	884	948	1,187	
Power supply	Phase/Frequency/Voltage			Hz/V	3~/50/400								

EWAS-TZSSD				H14	H15	H16	H17	H18	H19			
SEER				5.2	5.5	5.4		5.3	5.1			
Cooling capacity	Nom.			kW	1,465	1,542	1,638	1,756	1,837			
Power input	Cooling	Nom.		kW	526.1	516.5	577.2	627.5	695.5			
Capacity control	Method			Stepless								
	Minimum capacity			%	10	14	13	12	11	10		
EER					2.785	2.985	2.838	2.798	2.641			
IPLV					5.4	6.1	5.9	5.8	5.7	5.5		
Dimensions	Unit	Height		mm						2,553		
		Width		mm						2,238		
		Depth		mm	12,280			13,360		13,360		
Weight	Unit			kg	9,920	10,323		10,805		12,086		
	Operation weight			kg	11,136	11,549	11,564	12,066	12,076	12,086		
Air heat exchanger	Type			Microchannel								
Compressor	Type			Screw compressor								
	Quantity			2								
Fan	Type			Direct propeller								
	Quantity			22								
	Air flow rate	Cooling	Nom.	l/s	140,213			24		152,960		
Sound power level	Cooling	Nom.		dBA	105.3	103.3	104.1	104.9	105.8	106.6		
Sound pressure level	Cooling	Nom.		dBA	82.5	80.5	81.2	81.8	82.7	83.5		
Operation range	Air side	Cooling	Min.~Max.	°CDB	-20 ~42							
Refrigerant	Type/GWP			R-513A/630								
	Charge			kg	205	215	230	250	260	270		
	Circuits			Quantity	2							
Piping connections	Evaporator water inlet/outlet (OD)			mm	273mm							
Unit	Starting current			Max	A							
	Running			Cooling	Nom.	A	910.1	894.9	984.4	1,062	1,163	
	current			Max	A	1,156	1,124	1,227	1,351	1,475	1,608	
Power supply	Phase/Frequency/Voltage			Hz/V	3~/50/400							

Inverter screw with GOLD efficiency. Standard sound.

- Refrigerant R-513A
- New generation of air-cooled inverter series with extension of capacity range: Nominal capacity up to 1,850 kW
- New single screw compressor geometry allowing performance optimisation
- Refrigerant cooled inverter mounted on compressor all across the range
- Premium energy efficiency both at full and part load conditions
- Best capacity with smallest footprint
- Microchannel coils
- Unique fully integrated active harmonic filtration solution
- Performance monitoring
- MicroTech 4 controller: sophisticated adaptive software logic for stable operating conditions

				EWAS-TZXSD		295	345	380	440	515	525	565	
SEER						5.2	5.4	5.5	5.2	5.1	5	5.3	
Cooling capacity	Nom.					293.5	344.9	377.1	435.9	506.6	524.4	560.5	
Power input	Cooling					94.89	108.5	124.1	127.6	159.3	155	171.5	
Capacity control	Method					Stepless							
	Minimum capacity					22	19	17	28	23	13	22	
EER						3.093	3.179	3.039	3.416	3.18	3.383	3.268	
IPLV						5.8	6.1	5.9	6.3	6.1	6	6.5	
Dimensions	Unit	Height					2,553						
		Width					2,238						
		Depth					3,640	4,720		5,800		6,880	
Weight	Unit												
		Operation weight					3,255	3,775		4,569		5,348	5,136
Air heat exchanger	Type					Microchannel							
	Compressor	Type					Screw compressor						
Fan	Type					1							
	Quantity					Direct propeller							
Sound power level	Cooling	Nom.											
			Air flow rate	Cooling	Nom.	I/s	6	8		10		12	
Sound pressure level	Cooling	Nom.											
			dB(A)					33,930	45,240		56,540		67,860
Operation range	Air side	Cooling	Min.~Max.										
				°CDB									
Refrigerant	Type/GWP					R-513A/630							
	Charge					40	45	50	60	70		75	
Piping connections	Evaporator water inlet/outlet (OD)												
		Circuits	Quantity									2	1
Unit	Starting current												
	Running current	Cooling	Nom.										
	A	A	A										
Power supply	Phase/Frequency/Voltage												
		Hz/V											

				EWAS-TZXSD		565	610	635	670	705	725	760	
SEER						4.9	5	5.2	4.9	5.2	5	4.9	
Cooling capacity	Nom.					560.5	610.4	626.7	665.8	696.1	719.7	749.1	
Power input	Cooling					171.5	187.8	202.4	214.2	220.6	233.6	248.3	
Capacity control	Method					Stepless							
	Minimum capacity					12	11	19	10	30	10	28	
EER						3.268	3.25	3.096	3.108	3.155	3.081	3.017	
IPLV						5.9	6	6.2	5.8	5.6	5.9	5.5	
Dimensions	Unit	Height					2,553						
		Width					2,238						
		Depth					6,880	7,960	6,880	7,960	6,880	7,960	6,880
Weight	Unit												
		Operation weight					5,348	5,829	5,136	5,829	5,805	5,946	5,805
Air heat exchanger	Type					Microchannel							
	Compressor	Type					Screw compressor						
Fan	Type					2							
	Quantity					Direct propeller							
Sound power level	Cooling	Nom.											
			Air flow rate	Cooling	Nom.	I/s	12	14	12	14	12	14	12
Sound pressure level	Cooling	Nom.											
			dB(A)					67,860	79,170	68,280	79,170	68,280	79,170
Operation range	Air side	Cooling	Min.~Max.										
				°CDB									
Refrigerant	Type/GWP					R-513A/630							
	Charge					80	85		90	95	100	105	
Piping connections	Evaporator water inlet/outlet (OD)												
		Circuits	Quantity									2	1
Unit	Starting current												
	Running current	Cooling	Nom.										
	A	A	A										
Power supply	Phase/Frequency/Voltage												
		Hz/V											



EWAS-TZXSD



MicroTech 4

		EWAS-TZXSD		805	880	950	C10	H10	H11	C12	
SEER				5.2	5.3	5.2	5.2	5.3	5.4		
Cooling capacity	Nom.			794.9	873.2	941.6	988.1	1,052	1,122	1,183	
Power input	Cooling			246.2	266.2	300.2	310.7	346.2	357.9	393.7	
Capacity control	Method			Stepless							
	Minimum capacity			10	14	13	12	11		10	
EER				3.229	3.28	3.137	3.18	3.039	3.135	3.005	
IPLV				6	6.4	6.2	6.3	6.1	6.3	6.1	
Dimensions	Unit	Height	mm	2,553							
		Width	mm	2,238							
		Depth	mm	9,040		10,120			11,200		
Weight	Unit		kg	6,904	7,160		7,642		8,316		
		Operation weight	kg	7,495	7,761	7,771	8,258	8,268	9,028	9,038	
Air heat exchanger	Type	Microchannel									
Compressor	Type	Screw compressor									
	Quantity	2									
Fan	Type	Direct propeller									
	Quantity				16	18			20		
	Air flow rate	Cooling	Nom.	I/s	90,480		101,772		113,080		
Sound power level	Cooling	Nom.		dBA	104.6	98.4	100.3	101	102.3	102.9	105.2
Sound pressure level	Cooling	Nom.		dBA	83.9	76.1	76.5	76.8	77.5	77.6	77.9
Operation range	Air side	Cooling	Min.~Max.	°CDB	-20 ~42						
Refrigerant	Type/GWP	R-513A/630									
	Charge			kg	110	120	130	135	145	155	165
	Circuits	Quantity	2								
Piping connections	Evaporator water inlet/outlet (OD)	219.1mm									
Unit	Starting current	Max		A	0						
	Running	Cooling	Nom.	A	466.5	520.3	571.1	592.9	645.8	669.5	722.6
	current	Max		A	573	626	683	720	782	744	803
Power supply	Phase/Frequency/Voltage			Hz/V	3~/50/400						

		EWAS-TZXSD		H12	H13	H14	H15	H16	H17		
SEER				5.2	5.5	5.4	5.4	5.3	5.1		
Cooling capacity	Nom.			1,267.2	1,344	1,442	1,551	1,645	1,734		
Power input	Cooling			426.7	452.1	446.3	503.1	562.8	628.6		
Capacity control	Method	Stepless									
	Minimum capacity			10		15	14	13	12		
EER				2.97	2.973	3.231	3.083	2.923	2.759		
IPLV				6		6.1	6.2	6.1	5.9		
Dimensions	Unit	Height	mm	2,553							
		Width	mm	2,238							
		Depth	mm	11,200	12,280	13,360			10,805		
Weight	Unit		kg	8,316	9,655	12,016		12,031	12,046	12,061	
		Operation weight	kg	9,053	10,856	12,016		12,031	12,046	12,061	
Air heat exchanger	Type	Microchannel									
Compressor	Type	Screw compressor									
	Quantity	2									
Fan	Type	Direct propeller									
	Quantity			20	22	24					
	Air flow rate	Cooling	Nom.	I/s	113,080	124,388	135,696				
Sound power level	Cooling	Nom.		dBA	107.5	106.1	102	102.8	103.7	104.5	
Sound pressure level	Cooling	Nom.		dBA	78	79.1	78.9	79.7	80.5	81.4	
Operation range	Air side	Cooling	Min.~Max.	°CDB	-20 ~42						
Refrigerant	Type/GWP	R-513A/630									
	Charge			kg	180	190	200	215	230	245	
	Circuits	Quantity	2								
Piping connections	Evaporator water inlet/outlet (OD)	219.1mm			273mm						
Unit	Starting current	Max		A	0						
	Running	Cooling	Nom.	A	744.2	817.8	814.6	898.5	986.3	1,083	
	current	Max		A	851	899	997	1,103	1,217	1,330	
Power supply	Phase/Frequency/Voltage			Hz/V	3~/50/400						

Inverter screw with GOLD efficiency. Reduced sound.

- Refrigerant R-513A
- New generation of air-cooled inverter series with extension of capacity range: Nominal capacity up to 1,850 kW
- New single screw compressor geometry allowing performance optimisation
- Refrigerant cooled inverter mounted on compressor all across the range
- Premium energy efficiency both at full and part load conditions
- Best capacity with smallest footprint
- Microchannel coils
- Unique fully integrated active harmonic filtration solution
- Performance monitoring
- MicroTech 4 controller: sophisticated adaptive software logic for stable operating conditions

EWAS-TZXRD				295	345	380	440	515	525	565
Capacity control	Method			Stepless						
	Minimum capacity			%	22	19	17	28	23	13
Dimensions	Unit			2,553						
	Height			mm						
	Width			mm						
Weight	Unit			3,640						
	Operation weight			kg						
	Air flow rate			l/s						
Air heat exchanger	Type			Microchannel						
	Compressor			Screw compressor						
Fan	Type			Direct propeller						
	Quantity			1						
Sound power level	Cooling			dB(A)						
	Nom.			87.5						
Sound pressure level	Cooling			dB(A)						
	Nom.			67.7						
Operation range	Air side			°CDB						
	Cooling			Min.~Max.						
Refrigerant	Type/GWP			R-134a/630						
	Charge			kg						
Piping connections	Evaporator water inlet/outlet (OD)			88.9mm						
	Unit			Starting current						
Power supply	Phase/Frequency/Voltage			Hz/V						
	Running current			Max						
EWAS-TZXRD				565	610	635	670	705	725	760
Capacity control	Method			Stepless						
	Minimum capacity			%						
Dimensions	Unit			2,553						
	Height			mm						
	Width			mm						
Weight	Unit			6,880						
	Operation weight			kg						
	Air flow rate			l/s						
Air heat exchanger	Type			Microchannel						
	Compressor			Screw compressor						
Fan	Type			Direct propeller						
	Quantity			2						
Sound power level	Cooling			dB(A)						
	Nom.			90.3						
Sound pressure level	Cooling			dB(A)						
	Nom.			69.2						
Operation range	Air side			°CDB						
	Cooling			Min.~Max.						
Refrigerant	Type/GWP			R-134a/630						
	Charge			kg						
Piping connections	Evaporator water inlet/outlet (OD)			168.3mm						
	Unit			Starting current						
Power supply	Phase/Frequency/Voltage			Hz/V						
	Running current			Max						



MicroTech 4



EWAS-TZXRD

EWAS-TZXRD				805	880	950	C10	H10	H11	C12
Capacity control	Method			Stepless						
	Minimum capacity			10	14	13	12	11		10
Dimensions	Unit	Height	mm	2,553						
		Width	mm	2,238						
		Depth	mm	9,040		10,120		11,200		
Weight	Unit			7,024	7,280	7,762		8,436		
	Operation weight			7,615	7,881	7,891	8,378	8,388	9,148	9,158
Air heat exchanger	Type			Microchannel						
Compressor	Type			Screw compressor						
	Quantity			2						
Fan	Type			Direct propeller						
	Quantity			16		18		20		
	Air flow rate	Cooling	Nom.	75,540		84,983		94,425		
Sound power level	Cooling	Nom.	dB	93.7	89.9	90.9	91.5	92.3	92.8	94.4
Sound pressure level	Cooling	Nom.	dB	71.8	68	69	69.3	70	70.3	71.9
Operation range	Air side	Cooling	Min.~Max.	°CDB -20 ~42						
Refrigerant	Type/GWP			R-134a/630						
	Charge			110	120	130	135	145	155	165
	Circuits	Quantity		2						
Piping connections	Evaporator water inlet/outlet (OD)			219.1mm						
Unit	Starting current Max			A 0						
	Running current Max			573	626	683	720	782	744	803
Power supply	Phase/Frequency/Voltage			Hz/V 3~/50/400						
EWAS-TZXRD				H12	H13	H14	H15	H16	H17	
Capacity control	Method			Stepless						
	Minimum capacity			10		15	14	13	12	
Dimensions	Unit	Height	mm	2,553						
		Width	mm	2,238						
		Depth	mm	11,200	12,280	13,360				
Weight	Unit			8,436	9,775	10,925				
	Operation weight			9,173	10,976	12,136	12,151	12,166	12,181	
Air heat exchanger	Type			Microchannel						
Compressor	Type			Screw compressor						
	Quantity			2						
Fan	Type			Direct propeller						
	Quantity			20	22	24				
	Air flow rate	Cooling	Nom.	94,425	103,868	113,320				
Sound power level	Cooling	Nom.	dB	96.3	95.2	92.6	93.1	93.6	94.2	
Sound pressure level	Cooling	Nom.	dB	73.7	72.4	69.5	70	70.5	71.1	
Operation range	Air side	Cooling	Min.~Max.	°CDB -20 ~42						
Refrigerant	Type/GWP			R-134a/630						
	Charge				190	200	215	230	245	
	Circuits	Quantity		2						
Piping connections	Evaporator water inlet/outlet (OD)			219.1mm	273mm					
Unit	Starting current Max			A 0						
	Running current Max				899	997	1,103	1,217	1,330	
Power supply	Phase/Frequency/Voltage			Hz/V 3~/50/400						

Inverter screw with PLATINUM efficiency. Standard sound.

- Refrigerant R-513A
- New generation of air-cooled inverter series with extension of capacity range: Nominal capacity up to 1,850 kW
- New single screw compressor geometry allowing performance optimisation
- Refrigerant cooled inverter mounted on compressor all across the range
- Premium energy efficiency both at full and part load conditions
- Best capacity with smallest footprint
- Microchannel coils
- Unique fully integrated active harmonic filtration solution
- Performance monitoring
- MicroTech 4 controller: sophisticated adaptive software logic for stable operating conditions

		EWAS-TZPSD 285		330		370		405		450		490				
SEER			5.9		6		5.9		6.3				6.2			
Cooling capacity	Nom.	kW	287.6		333.2		370.2		405.1		450.1		488.4			
Power input	Cooling	Nom.	81.89		96.83		111.6		110.6		123.5		137.5			
Capacity control	Method		Stepless													
	Minimum capacity	%	23		20		18		30		28		25			
EER			3.512		3.441		3.317		3.663		3.645		3.552			
IPLV			6.5			6.4			7			7.2				
Dimensions	Unit	Height	mm													
		Width	mm													
		Depth	mm													
Weight	Unit	kg	4,720		5,800			6,880			5,136					
		Operation weight	kg	3,775		4,256		4,354		5,050		5,272.3		5,277.3		
Air heat exchanger	Type		Microchannel													
Compressor	Type		Screw compressor													
	Quantity		1													
Fan	Type		Direct propeller													
		Quantity	8		10			12			67,848					
	Air flow rate	Cooling	Nom.	l/s	45,240		56,540			67,848						
Sound power level	Cooling	Nom.	dBA	97.5		98.1		100.4		94.7		96		97.7		
Sound pressure level	Cooling	Nom.	dBA	78.2		81		81.9		74.2		74.5		74.9		
Operation range	Air side	Cooling	Min.~Max.	°CDB	-20 ~42											
Refrigerant	Type/GWP		R-513A/630													
	Charge	kg	40		45		50		55		60		65			
	Circuits	Quantity	1													
Piping connections	Evaporator water inlet/outlet (OD)		88.9mm				139.7mm									
Unit	Starting current	Max	A													
		Running	Cooling	Nom.	A	181.1		212.7		238.2		242		258.8		280
		current	Max	A	220		258		285		293		352		404	
Power supply	Phase/Frequency/Voltage	Hz/V	3~/50/400													

		EWAS-TZPSD 530		575		615		675		735				
SEER			6				5.9				5.8			
Cooling capacity	Nom.	kW	531.7		573.6		620.2		677.1		732.9			
Power input	Cooling	Nom.	150.8		167.7		180.9		205.7		223.4			
Capacity control	Method		Stepless											
	Minimum capacity	%	13		12		11		10					
EER			3.526		3.42		3.428		3.292		3.281			
IPLV			6.4				6.3		6.1		6.2			
Dimensions	Unit	Height	mm											
		Width	mm											
		Depth	mm											
Weight	Unit	kg	7,960			9,040			6,427					
		Operation weight	kg	6,159		6,164		6,651		6,661		6,825		
Air heat exchanger	Type		Microchannel											
Compressor	Type		Screw compressor											
	Quantity		2											
Fan	Type		Direct propeller											
		Quantity	14			16			90,480					
	Air flow rate	Cooling	Nom.	l/s	79,170			90,480						
Sound power level	Cooling	Nom.	dBA	100.2		100.4		100.7		101		102.3		
Sound pressure level	Cooling	Nom.	dBA	78.6		79.9		80.9		83		83.4		
Operation range	Air side	Cooling	Min.~Max.	°CDB	-20 ~42									
Refrigerant	Type/GWP		R-513A/630											
	Charge	kg	75		80		85		95		100			
	Circuits	Quantity	2											
Piping connections	Evaporator water inlet/outlet (OD)		168.3mm											
Unit	Starting current	Max	A											
		Running	Cooling	Nom.	A	332		361.5		391.2		434		459.1
		current	Max	A	399		429		468		508		535	
Power supply	Phase/Frequency/Voltage	Hz/V	3~/50/400											



EWAS-TZPSD



MicroTech 4

EWAS-TZPSD				810	890	960	C10	H10	H11	
SEER				6.1	6.3	6.1	6.2	6.1		
Cooling capacity	Nom.		kW	810	884.2	954	1,001	1,067	1,110	
Power input	Cooling	Nom.	kW	238.8	256.7	288.7	298.9	331.9	343.6	
Capacity control	Method			Stepless						
	Minimum capacity		%	10	14	13	12		11	
EER				3.392	3.444	3.304	3.349	3.215	3.231	
IPLV				6.5	6.8		6.6	6.3	6.5	
Dimensions	Unit	Height	mm	2,553						
		Width	mm	2,238						
		Depth	mm	10,120			11,200		12,280	
Weight	Unit		kg	7,385	7,642		8,123		8,798	
	Operation weight		kg	7,976	8,243	8,253	8,744	8,754	9,515	
Air heat exchanger	Type			Microchannel						
Compressor	Type			Screw compressor						
	Quantity			2						
Fan	Type			Direct propeller						
	Quantity			18			20		22	
	Air flow rate	Cooling	Nom.	l/s	101,772			113,080		140,200
Sound power level	Cooling	Nom.		dB(A)	104.6	98.6	100.4	101.1	102.4	103
Sound pressure level	Cooling	Nom.		dB(A)	83.6	75.9	76.3	76.6	77.3	77.4
Operation range	Air side	Cooling	Min.~Max.	°CDB	-20 ~42					
Refrigerant	Type/GWP			R-513A/630						
	Charge		kg	110	120	130	140	150	160	
	Circuits	Quantity		2						
Piping connections	Evaporator water inlet/outlet (OD)			219.1mm						
Unit	Starting current	Max	A	0						
	Running current	Cooling	Nom.	A	485.2	511.9	559.9	581.2	630.4	653.8
	current	Max	A	573	616	672	709	761	796	
Power supply	Phase/Frequency/Voltage		Hz/V	3~/50/400						

EWAS-TZPSD				C12	H12	H13	H14	H15	
SEER				6	6.1	6	5.9	5.7	
Cooling capacity	Nom.		kW	1,197	1,288	1,363	1,443	1,552	
Power input	Cooling	Nom.	kW	434.6	410.7	433.6	435.6	492.1	
Capacity control	Method			Stepless					
	Minimum capacity		%		10		15	14	
EER				2.754	3.136	3.143	3.313	3.154	
IPLV				6.4	6.3	6.4	6.3	6.4	
Dimensions	Unit	Height	mm	2,553					
		Width	mm	2,238					
		Depth	mm	12,280		13,360			
Weight	Unit		kg	8,798	9,655	10,136	10,805		
	Operation weight		kg	9,520	10,846	11,337	12,021	12,036	
Air heat exchanger	Type			Microchannel					
Compressor	Type			Screw compressor					
	Quantity			2					
Fan	Type			Direct propeller					
	Quantity			22			24		
	Air flow rate	Cooling	Nom.	l/s	140,200			152,945	
Sound power level	Cooling	Nom.		dB(A)	105.2	107.5	106.2	102	102.8
Sound pressure level	Cooling	Nom.		dB(A)	77.7	77.9		78.9	79.7
Operation range	Air side	Cooling	Min.~Max.	°CDB	-20 ~42				
Refrigerant	Type/GWP			R-513A/630					
	Charge		kg	165	180	190	205	220	
	Circuits	Quantity		2					
Piping connections	Evaporator water inlet/outlet (OD)			219.1mm	273mm				
Unit	Starting current	Max	A	0					
	Running current	Cooling	Nom.	A	748.1	756.2	796.3	798.5	882
	current	Max	A	845	893	951	1,039	1,135	
Power supply	Phase/Frequency/Voltage		Hz/V	3~/50/400					

Inverter screw with PLATINUM efficiency. Reduced sound.

- Refrigerant R-513A
- New generation of air-cooled inverter series with extension of capacity range: Nominal capacity up to 1,850 kW
- New single screw compressor geometry allowing performance optimisation
- Refrigerant cooled inverter mounted on compressor all across the range
- Premium energy efficiency both at full and part load conditions
- Best capacity with smallest footprint
- Microchannel coils
- Unique fully integrated active harmonic filtration solution
- Performance monitoring
- MicroTech 4 controller: sophisticated adaptive software logic for stable operating conditions

EWAS-TZPRD				285	330	370	405	450	490									
Capacity control	Method			Stepless														
	Minimum capacity			%	23	20	18	30	28	25								
Dimensions	Unit	Height		2,553														
		Width		2,238														
		Depth		mm		4,720		5,800		6,880								
Weight	Unit			kg		3,895		4,376		5,170		5,256						
	Operation weight			kg		3,983		4,469		4,474		5,283.1		5,392.3		5,397.3		
Air heat exchanger	Type			Microchannel														
Compressor	Type			Screw compressor														
	Quantity			1														
Fan	Type			Direct propeller														
	Quantity			8		10		12										
	Air flow rate	Cooling	Nom.	I/s	37,770		47,213		56,660									
Sound power level	Cooling	Nom.	dB(A)	88		88.7		90.1		87.8		88.2		88.9				
Sound pressure level	Cooling	Nom.	dB(A)	67.7		68		69.4		66.6		67		67.8				
Operation range	Air side	Cooling	Min.~Max.	°CDB							-20 ~42							
Refrigerant	Type/GWP			R-134a/630														
	Charge			kg		40		45		50		55		60		65		
	Circuits	Quantity		1														
Piping connections	Evaporator water inlet/outlet (OD)			88.9mm				139.7mm										
Unit	Starting current			Max		A				0								
	Running current			Max		A		220		258		285		293		352		404
Power supply	Phase/Frequency/Voltage			Hz/V							3~/50/400							
EWAS-TZPRD				530	575	615	675	735										
Capacity control	Method			Stepless														
	Minimum capacity			%		13		12		11		10						
Dimensions	Unit	Height		mm						2,553								
		Width		mm						2,238								
		Depth		mm		7,960		9,040										
Weight	Unit			kg		5,949		6,431		6,547								
	Operation weight			kg		6,279		6,284		6,771		6,781		6,945				
Air heat exchanger	Type			Microchannel														
Compressor	Type			Screw compressor														
	Quantity			2														
Fan	Type			Direct propeller														
	Quantity			14		16												
	Air flow rate	Cooling	Nom.	I/s	66,098		75,540											
Sound power level	Cooling	Nom.	dB(A)	90.6		90.7		91.1		91.3		92.1						
Sound pressure level	Cooling	Nom.	dB(A)	69		69.1		69.2		69.4		70.2						
Operation range	Air side	Cooling	Min.~Max.	°CDB							-20 ~42							
Refrigerant	Type/GWP			R-134a/630														
	Charge			kg		75		80		85		95		100				
	Circuits	Quantity		2														
Piping connections	Evaporator water inlet/outlet (OD)			168.3mm														
Unit	Starting current			Max		A				0								
	Running current			Max		A		399		429		468		508		535		
Power supply	Phase/Frequency/Voltage			Hz/V							3~/50/400							



MicroTech 4



EWAS-TZPRD

EWAS-TZPRD				810	890	960	C10	H10	H11
Capacity control	Method			Stepless					
	Minimum capacity			10	14	13	12	11	
Dimensions	Unit	Height		2,553					
		Width		2,238					
		Depth		10,120		11,200		12,280	
Weight	Unit			7,505	7,762	8,864		8,243	8,918
	Operation weight			8,096	8,363	8,373	8,864	8,874	9,635
Air heat exchanger	Type			Microchannel					
Compressor	Type			Screw compressor					
	Quantity			2					
Fan	Type			Direct propeller					
	Quantity			18		20		22	
	Air flow rate	Cooling	Nom.	84,983		94,425		103,868	
Sound power level	Cooling	Nom.	93.9	90.3	91.2	91.8	92.5	93	
Sound pressure level	Cooling	Nom.	71.6	68.1	68.9	69.2	69.9	70.2	
Operation range	Air side	Cooling	Min.~Max.	-20 ~42					
Refrigerant	Type/GWP			R-134a/630					
	Charge			110	120	130	140	150	160
	Circuits	Quantity		2					
Piping connections	Evaporator water inlet/outlet (OD)			219.1mm					
Unit	Starting current			0					
	Running current			573	616	672	709	761	796
	Phase/Frequency/Voltage			3~/50/400					
EWAS-TZPRD				C12	H12	H13	H14	H15	
Capacity control	Method			Stepless					
	Minimum capacity			10					
Dimensions	Unit	Height		2,553					
		Width		2,238					
		Depth		12,280		13,360			
Weight	Unit			8,918	9,775	10,256	10,925		
	Operation weight			9,640	10,966	11,457	12,141	12,156	
Air heat exchanger	Type			Microchannel					
Compressor	Type			Screw compressor					
	Quantity			2					
Fan	Type			Direct propeller					
	Quantity			22		24			
	Air flow rate	Cooling	Nom.	103,868		113,320			
Sound power level	Cooling	Nom.	94.5	96.4	95.4	92.6	93.1		
Sound pressure level	Cooling	Nom.	71.7	73.5	72.2	69.5	70		
Operation range	Air side	Cooling	Min.~Max.	-20 ~42					
Refrigerant	Type/GWP			R-134a/630					
	Charge			165	180	190	205	220	
	Circuits	Quantity		2					
Piping connections	Evaporator water inlet/outlet (OD)			219.1mm	273mm				
Unit	Starting current			0					
	Running current			845	893	951	1,039	1,135	
	Phase/Frequency/Voltage			3~/50/400					

Air cooled scroll chiller, standard efficiency, standard/low sound

- Choosing for an R-32 product, reduces the environmental impact with 68% compared to R-410A and leads directly to lower energy consumption thanks to its high energy efficiency
- One or two truly independent refrigerant circuits for outstanding reliability
- MicroTech 4 controller with superior control logic and easy interface
- Low operating cost and extended operating life thanks to the careful design aimed to optimize the energy efficiency of the chillers and to improve installation profitability, effectiveness and economical management
- Fan speed modulation to ensure precise airflow control and optimized condensing temperature
- Possible to set up detailed time bands to reduce fan rotation speed and therefore sound emission
- Thanks to the Dynamic Condensing Pressure Management, the chiller controller adjusts the condensing pressure set-point to minimize the overall chiller power input



Cooling Only			EWAT-B-SSB/SLB		085	115	135	155	175	195	205	215
Space cooling	A Condition	Pdc	kW		80.92	108.97	131.42	158.15	174.93	191.39	210.53	217.08
		35°C										
		ηs,c	%		161	173	161	176.2	170.6	173	161	
		ηs,c + VFDFAN	%									
SEER + VFDFAN					4.1	4.4	4.1	4.48	4.34	4.4	4.1	
SEER												
Cooling capacity	Nom.		kW		81	109	131	158	175	191	211	217
Power input	Cooling	Nom.	kW		31.8	38.5	49.8	61.9	67.8	69.5	80	85.8
Capacity control	Method											
	Minimum capacity		%		50	38	50	25	38	21	19	50
EER					2.55	2.83	2.64	2.55	2.58	2.75	2.63	2.53
IPLV + VFDFAN					4.75	4.83	4.67	4.76	4.81	4.84	4.86	4.7
EER + VFDFAN												
IPLV												
Dimensions	Unit	Height	mm			1,801		1,822	1,801		1,822	
		Width	mm					1,204				
		Length	mm		2,110	2,650	3,570	3,170	4,170	3,770		
Weight (SSB)	Unit		kg		681	767	811	1,007	984	1,166	1,158	1,184
	Operation weight		kg		686	773	821	1,014	996	1,177	1,169	1,200
Weight (SLB)	Unit		kg		691	777	820	1,028	994	1,187	1,179	1,194
	Operation weight		kg		696	783	830	1,035	1,006	1,198	1,190	1,210
Water heat exchanger	Type											
	Water volume		l		5	6	9	7	12	11	16	
	Water flow rate	Cooling	Nom.	l/s	3.9	5.2	6.3	7.6	8.4	9.1	10.1	10.4
	Water pressure	Cooling	Nom.	kPa	27.3	34.4	26.5	64.2	41.7	45.9	54.4	41.4
	drop											
Air heat exchanger	Type											
Compressor	Type											
	Quantity					2		4	2	4		2
Fan	Type											
	Quantity				4	6	8	8	10			
	Air flow rate	Nom.	l/s		6,022	9,036	13,354	12,023	16,710		15,057	
	Speed		rpm				1,360					
Sound power level (SSB)	Cooling	Nom.	dBA		84.8	88.2	89.7	87.8	91.8	89.9	90.9	93.2
Sound power level (SLB)	Cooling	Nom.	dBA		83.7	86.2	87	86.7	88.8	88.1	88.7	90
Sound pressure level (SSB)	Cooling	Nom.	dBA		67.4	70.5	72	69.5	73.8	71.3	72.3	74.8
Sound pressure level (SLB)	Cooling	Nom.	dBA		66.3	68.5	69.3	68.4	70.7	69.5	70.1	71.6
Refrigerant	Type/GWP											
	Charge		kg		7.5	8.5	13	11	14.5	13		
	Circuits	Quantity				1	2	1	2	1		
Piping connections	Evaporator water inlet/outlet (OD)		mm			76.1		88.9	76.1	88.9		76.1
Unit	Starting current	Max	A		213	313	324	284	462	384	395	498
	Running current	Cooling	Nom.	A	59	69	83	108	113	117	131	142
		Max	A		73	86	96	143	132	156	167	168
Power supply	Phase/Frequency		Hz					3~/50				

Air cooled scroll chiller, standard efficiency, reduced sound

- First R-32 air cooled chiller with Scroll compressors in the market
- Choosing for an R-32 product, reduces the environmental impact with 68% compared to R-410A and leads directly to lower energy consumption thanks to its high energy efficiency
- One or two truly independent refrigerant circuits for outstanding reliability
- MicroTech 4 controller with superior control logic and easy interface
- Low operating cost and extended operating life thanks to the careful design aimed to optimize the energy efficiency of the chillers and to improve installation profitability, effectiveness and economical management
- Fan speed modulation to ensure precise airflow control and optimized condensing temperature
- Possible to set up detailed time bands to reduce fan rotation speed and therefore sound emission
- Thanks to the Dynamic Condensing Pressure Management, the chiller controller adjusts the condensing pressure set-point to minimize the overall chiller power input



EWAT-B-SRB

Cooling Only			EWAT-B-SRB								
			085	115	135	155	175	195	205	215	
Space cooling	A Condition	Pdc	kW								
	35°C		76.49	105	123.88	150.13	164.87	181.31	200.51	203.5	
		ηs,c	%								
			161	173	161	166.2	162.2	167.8	161		
SEER			4.1	4.4	4.1	4.23	4.13	4.27	4.1		
Cooling capacity	Nom.		kW								
			76	105	124	150	165	181	201	204	
Power input	Cooling	Nom.	kW								
			33.7	40.3	53	65.9	73	73.2	84.6	91.9	
Capacity control	Method		Step								
	Minimum capacity		50	38	50	25	38	21	19	50	
EER			2.27	2.61	2.34	2.28	2.26	2.48	2.37	2.21	
IPLV			4.71	4.84	4.63	4.62	4.84	4.64	4.91	4.66	
Dimensions	Unit	Height	mm								
		Width	1,801								
		Length	1,204								
Weight	Unit		2,110	2,650	3,570	3,170	4,170	3,770			
	Operation weight		691	777	821	1,028	994	1,187	1,179	1,194	
			696	783	830	1,035	1,006	1,198	1,190	1,210	
Water heat exchanger	Type		Plate Heat Exchanger								
	Water volume		5	6	9	7	12	11	16		
	Water flow rate	Cooling	Nom.	l/s							
				3.7	5	5.9	7.2	7.9	8.7	9.6	9.7
	Water pressure drop	Cooling	Nom.	kPa							
			24.6	32.2	23.8	58.5	37.5	41.6	49.9	36.8	
Air heat exchanger	Type		Microchannel								
Compressor	Type		Scroll compressor								
	Quantity		2		4	2	4	2			
Fan	Type		Direct propeller								
	Quantity		4	6	8	10					
	Air flow rate	Nom.	l/s								
			4,929	7,396	11,352	9,838	14,202	12,325			
	Speed		rpm								
			1,200								
Sound power level	Cooling	Nom.	77	82.5	84.1	81.6	86.3	83.9	85.2	87.8	
Sound pressure level	Cooling	Nom.	dBA								
			61.2	64.7	66.4	63.3	68.3	65.3	66.6	69.4	
Refrigerant	Type/GWP		R-32/675								
	Charge		kg								
			7.5	8.5	13	11	14.5	13			
	Circuits	Quantity	1		2	1	2	1			
Piping connections	Evaporator water inlet/outlet (OD)		mm								
			76.1		88.9	76.1	88.9	76.1			
Unit	Starting current	Max	A								
			213	313	324	284	462	384	395	498	
	Running current	Cooling	Nom.	A							
			62	71	87	115	119	123	139	151	
		Max	A								
			73	86	96	143	132	156	167	168	
Power supply	Phase/Frequency		Hz								
			3~/50								

Air cooled scroll chiller, high efficiency, standard/low sound

- First R-32 air cooled chiller with Scroll compressors in the market
- Choosing an R-32 product reduces environmental impact by 68% compared to R-410A and directly lowers energy consumption thanks to its superior energy efficiency.
- One or two truly independent refrigerant circuits for outstanding reliability
- MicroTech 4 controller with superior control logic and easy interface
- Low operating cost and extended operating life thanks to the careful design aimed to optimise the energy efficiency of the chillers and to improve installation profitability, effectiveness and economical management
- Fan speed modulation to ensure precise airflow control and optimised condensing temperature
- Possible to set up detailed time bands to reduce fan rotation speed and therefore sound emission
- Thanks to the Dynamic Condensing Pressure Management, the chiller controller adjusts the condensing pressure set-point to minimize the overall chiller power input

Cooling Only			EWAT-B-XSB/XLB											
			085	115	145	180	185	200	220	230	250	280		
Space cooling	A Condition	Pdc	kW	87.9	113.89	143.48	179.01	182.67	200.92	226.26	238.95	254.88	281.64	
		35°C												
		ηs,c		%	167	183	175	-	175.8	173	177	169.4	175.8	180.6
		ηs,c + VFDFAN		%	-	-	181.8	-	176.2	184.2	174.6	184.2	188.6	
SEER				4.25	4.65	4.45	4.62	4.47	4.48	4.5	4.31	4.47	4.59	
SEER + VFDFAN					-	-	4.38	-	4.40	4.68	4.44	4.68	4.79	
Cooling capacity	Nom.		kW	88	114	143	179	183	201	226	239	255	282	
Power input	Cooling	Nom.	kW	28.8	36.6	44.4	57	63.6	65.7	74.7	74.6	81.7	87.9	
Capacity control	Method			Step										
	Minimum capacity		%	50	38	50	25	38	21	19	19	17	16	
EER				3.05	3.12	3.23	3.14	2.87	3.06	3.03	3.21	3.12	3.2	
IPLV + VFDFAN				4.83	4.90	4.88	5.11	4.74	4.87	4.72	4.6	4.69	4.78	
EER + VFDFAN					-	-	3.13	-	3.05	3.02	3.19	3.11	3.19	
IPLV					-	-	4.65	-	4.67	4.97	5	5.02	5.14	
Dimensions	Unit	Height	mm	1,801		1,822	2,540	1,822			2,540			
		Width	mm	1,204			2,224	1,204			2,224			
		Length	mm	2,650	3,170	3,770	2,338	3,770	2,338		3,230	3,247		
Weight (XSB)	Unit		kg	737	830	949	1,633	1,066	1,663	1,699	2,014	1,987	2,128	
	Operation weight		kg	742	836	958	1,644	1,078	1,674	1,710	2,030	2,001	2,147	
Weight (XLB)	Unit		kg	747	840	959	1,736	1,076	1,766	1,802	2,082	2,090	2,231	
	Operation weight		kg	752	846	968	1,747	1,088	1,777	1,813	2,098	2,104	2,250	
Water heat exchanger	Type			Braze plate										
	Water volume		l	5	6	9	11	12	11		16	14	19	
	Water flow rate	Cooling	Nom.	l/s	4.2	5.4	6.9	8.6	8.7	9.6	10.8	11.4	12.2	13.4
	Water pressure drop	Cooling	Nom.	kPa	31.6	37.3	31	40.7	45.1	50.1	43.7	49.2	54.2	39.8
Air heat exchanger	Type			Microchannel										
Compressor	Type			Scroll compressor										
	Quantity			2			4	2	4	2	4			
Fan	Type			Direct propeller										
	Quantity			6	8	10	4	10	4	5		6		
	Air flow rate	Nom.	l/s	9,036	12,023	15,057	20,306	15,057	20,306		25,382		30,459	
	Speed		rpm	1,360			900	1,360	900					
Sound power level (XSB)	Cooling	Nom.	dBA	86	88.8	90.5	91.2	92.1	92	92.7	94.8	93.8	94.6	
Sound power level (XLB)	Cooling	Nom.	dBA	85.2	87.1	88.5	90.6	89.3	90.6	90.7	91.8	91.7	92.5	
Sound pressure level (XSB)	Cooling	Nom.	dBA	68.3	70.8	72.2	72.3	73.7	73.1	73.7	75.3	74.3	75.1	
Sound pressure level (XLB)	Cooling	Nom.	dBA	67.5	69.1	70.1	71.6	70.9	71.7		72.3	72.2	73	
Refrigerant	Type/GWP			R-32/675										
	Charge		kg	9	10	11	20	12	20		23.5	24	27.5	
	Circuits	Quantity		1			2	1	2		1	2		
Piping connections	Evaporator water inlet/outlet (OD)		mm	76.1			88.9	76.1	88.9		76.1	88.9		
Unit	Starting current	Max	A	215	315	328	290	464	388	399	506	414	543	
	Running current	Cooling	Nom.	A	56	67	78	110	108	122	135	128	145	158
		Max	A	75	87	100	149	134	160	171	176	186	213	
Power supply	Phase/Frequency		Hz	3~/50										



EWAT-B-XSB

EWAT-B-XLB

Cooling Only				EWAT-B-XSB/XLB											
				300	310	320	360	370	430	470	540	600	660	700	
Space cooling	A Condition	Pdc	kW	304.64	305.17	326.28	351.74	371.72	424.99	472.32	538.3	609.11	662.39	704.37	
		35°C													
		$\eta_{s,c}$		%	181	181	177	170.6	176.2	179.4	179	179.4	181.4	182.6	180.2
	$\eta_{s,c}$ + VFD	FAN		%	190.2	184.6	178.2	181	179.8	182.6	179.8	187		190.6	
SEER				4.6		4.5	4.34	4.48	4.56	4.55	4.56	4.61	4.64	4.58	
SEER + VFD	FAN			4.83	4.69	4.53	4.6	4.57	6.64	4.57	4.75		4.84		
Cooling capacity	Nom.		kW	305		326	352	372	425	472	538	609	662	704	
Power input	Cooling	Nom.	kW	97.3	97.4	106.8	113	121	137	153	175	195	211	227	
Capacity control	Method			Step											
	Minimum capacity		%	24	14	22	33	19	17	25	14	12	11	17	
EER				3.13	3.313	3.06	3.11	3.06	3.11	3.09	3.07	3.12	3.14	3.1	
IPLV + VFD	FAN			4.86	4.77	4.79	4.38	4.7	4.8	4.9	4.8	4.79	4.82	4.77	
EER + VFD	FAN			3.12		3.05	3.11	3.05	3.1	3.08	3.07	3.11	3.13	3.09	
IPLV				4.95	4.93	4.97	4.96	4.95	4.92	4.71	5.05	5.08	5.12	5.1	
Dimensions	Unit	Height	mm	2,540											
		Width	mm	2,224											
		Length	mm	3,247		4,147	4,135		5,034		5,888	6,795			
Weight (XSB)	Unit		kg	2,226	2,159	2,196	2,639	2,698	2,785	3,228	3,448	3,900	4,294	4,436	
		Operation weight	kg	2,246	2,178	2,215	2,659	2,718	2,813	3,256	3,490	3,942	4,344	4,486	
Weight (XLB)	Unit		kg	2,318	2,262	2,299	2,731	2,801	2,888	3,393		4,106	4,500	4,642	
		Operation weight	kg	2,338	2,281	2,318	2,751	2,821	2,916	3,421		4,148	4,550	4,692	
Water heat exchanger	Type			Braze plate											
	Water volume		l	20	19		20		28		42		50		
	Water flow rate	Cooling	Nom.	l/s	14.5	14.6	15.6	16.8	17.7	20.3	22.5	25.7	29.1	31.6	33.6
	Water pressure	Cooling	Nom.	kPa	62.2	46.1	51.9	80.6	65.7	56.6	68.5	59.7	74.6	70.2	78.5
Air heat exchanger	Type		Microchannel												
Compressor	Type		Scroll compressor												
	Quantity			3	4	3	4		5	6					
Fan	Type			Direct propeller											
	Quantity			6		7		8	9	10	12	13	14		
	Air flow rate	Nom.	l/s	35,535				40,612	45,688	50,765	60,918	65,994	71,071		
	Speed		rpm	900											
Sound power level (XSB)	Cooling	Nom.	dB(A)	95.6	95	95.4	96.4	96.2	96.9	97.6	98	98.6	99	99.4	
Sound power level (XLB)	Cooling	Nom.	dB(A)	92.6	92.5	92.6	93.3	93.2	93.8	94.4		95.6	95.9	96.3	
Sound pressure level (XSB)	Cooling	Nom.	dB(A)	76.1	75.5	75.9	76.4	76.3	77	77.2	77.6	77.8	77.9	78.3	
Sound pressure level (XLB)	Cooling	Nom.	dB(A)	73.1	73	73.1	73.3		73.9	74		74.8		75.2	
Refrigerant	Type/GWP			R-32/675											
	Charge		kg	28		27.5	32	31	36	43.5	49	55	60	66	
	Circuits	Quantity		1	2		1	2							
Piping connections	Evaporator water inlet/outlet (OD)		mm	76.1	88.9		76.1	88.9			114.3				
Unit	Starting current	Max	A	554		564	592	602	640	678	727	779	817	855	
	Running current	Cooling	Nom.	A	168	170	183	192	208	234	259	298	334	360	387
		Max	A	224		235	262	273	311	348	397	449	487	525	
Power supply	Phase/Frequency		Hz	3~/50											

Air cooled scroll chiller, high efficiency, reduced sound

- First R-32 air cooled chiller with Scroll compressors in the market
- Choosing an R-32 product reduces environmental impact by 68% compared to R-410A and directly lowers energy consumption thanks to its superior energy efficiency.
- One or two truly independent refrigerant circuits for outstanding reliability
- MicroTech 4 controller with superior control logic and easy interface
- Low operating cost and extended operating life thanks to the careful design aimed to optimise the energy efficiency of the chillers and to improve installation profitability, effectiveness and economical management
- Fan speed modulation to ensure precise airflow control and optimise condensing temperature
- Possible to set up detailed time bands to reduce fan rotation speed and therefore sound emission
- Thanks to the Dynamic Condensing Pressure Management, the chiller controller adjusts the condensing pressure set-point to minimise the overall chiller power input

Cooling Only			EWAT-B-XRB											
			085	115	145	180	185	200	220	230	250	280		
Space cooling	A Condition	Pdc	kW	81.86	108.59	135.62	168.03	166.16	187.56	208.44	224.52	238.22	264.73	
	35°C													
	ηs,c		%	150.6	179.4	166.6	177	164.6	186.6	179	169	177	186.6	
SEER				4.13	4.56	4.24	4.5	4.19	4.74	4.55	4.3	4.5	4.74	
Cooling capacity	Nom.		kW	82	109	136	168	166	188	208	225	238	265	
Power input	Cooling	Nom.	kW	30.8	38.9	46.9	59.1	70.5	69.8	80.7	79.2	87.3	92.2	
Capacity control	Method			Step										
	Minimum capacity		%	50	38	50	25	38	21	19	50	17	16	
EER				2.66	2.79	2.89	2.84	2.36	2.69	2.58	2.84	2.73	2.87	
IPLV				4.74	4.91	4.70	5.04	4.72	5.05	4.97	4.86	4.91	5.08	
Dimensions	Unit	Height	mm	1,801		1,822	2,540	1,822	2,540					
		Width	mm	1,204		2,224	1,204	2,224						
		Length	mm	2,650	3,170	3,770	2,338	3,770	2,338		3,230	3,247		
Weight	Unit		kg	747	840	959	1,736	1,076	1,776	1,802	2,082	2,090	2,231	
	Operation weight		kg	752	846	968	1,747	1,088	1,777	1,813	2,098	2,104	2,250	
Water heat exchanger	Type			Plate Heat Exchanger										
	Water volume		l	5	6	9	11	12	11		16	14	19	
	Water flow rate	Cooling	Nom.	l/s	3.9	5.2	6.5	8	7.9	9	10	10.7	11.4	12.6
	Water pressure	Cooling	Nom.	kPa	27.8	34.2	28	36.3	38	44.2	37.7	44	48.2	35.6
Air heat exchanger	Type			Microchannel										
Compressor	Type			Scroll compressor										
	Quantity			2		4	2	4	2	4	2		4	
Fan	Type			Direct propeller										
	Quantity			6	8	10	4	10	4		5		6	
	Air flow rate	Nom.	l/s	6,673	8,896	11,122	15,054	11,122	15,054		18,819	18,818	22,582	
	Speed		rpm	1,108		700	1,108	700						
Sound power level	Cooling	Nom.	dBA	77.9	81.9	84	84.2	86	84.5	84.8	86.2	85.8	86.6	
Sound pressure level	Cooling	Nom.	dBA	60.2	63.9	65.6	65.3	67.7	65.5	65.8	66.7	66.3	67.1	
Refrigerant	Type/GWP			R-32/675										
	Charge		kg	9	10	11	12	20		23.5	24	27.5		
	Circuits	Quantity		1		2	1	2		1	2			
Piping connections	Evaporator water inlet/outlet (OD)		mm	76.1		88.9	76.1	88.9		76.1	88.9			
Unit	Starting current	Max	A	215	315	328	290	464	388	399	506	414	543	
	Running current	Cooling	Nom.	A	59	71	83	113	118	128	143	134	151	164
		Max	A	75	87	100	149	134	160	171	176	186	213	
Power supply	Phase/Frequency		Hz	3~/50										



EWAT-B-XRB


Cooling Only			EWAT-B-XRB	300	310	320	360	370	430	470	540	600	660	700	
Space cooling	A Condition	Pdc	kW	284.94	284.65	301.84	328.88	346.48	394.41	439.5	501.51	571.63	621.1	659.28	
		35°C													
		ηs,c	%	185.8	183	173.8	180.6	176.2	181.8	179	183	187.4	185.4	185.4	
SEER				4.72	4.65	4.42	4.59	4.48	4.62	4.55	4.65	4.76	4.71	4.71	
Cooling capacity	Nom.		kW	285		302	329	346	394	440	502	572	621	659	
Power input	Cooling	Nom.	kW	105	103	115	121	130	147	163	190	207	224	242	
Capacity control	Method			Step											
	Minimum capacity		%	24	14	22	33	19	17	25	14	12	11	17	
EER				2.72	2.76	2.63	2.71	2.67	2.69		2.64	2.76	2.77	2.72	
IPLV				4.78	4.94	4.62	5.04	4.95	4.88	4.72	4.96	5.04	5.07	5.08	
Dimensions	Unit			2,540											
	Height		mm	2,224											
	Width		mm	2,224											
Weight	Unit			3,230											
	Operation weight		kg	3,247		4,147	4,135		5,034		5,888	6,795			
			kg	2,318	2,262	2,299	2,731	2,801	2,888	3,393	3,633	4,106	4,500	4,642	
Water heat exchanger	Type			Plate Heat Exchanger											
	Water volume		l	20	19		20		28		42		50		
	Water flow rate	Cooling	Nom.	13.6		14.4	15.7	16.5	18.8	21	23.9	27.3	29.6	31.5	
	Water pressure drop	Cooling	Nom.	55.1		40.6	45.1	71.4	57.9	49.5	60.2	52.5	66.5	62.6	69.7
Air heat exchanger	Type		Microchannel												
Compressor	Type		Scroll compressor												
	Quantity			3	4	3	4		5	6					
Fan	Type		Direct propeller												
	Quantity			7			8	9	10	12	13	14			
	Air flow rate	Nom.	l/s	26,346			30,110	33,874	37,637	45,164	48,928	52,692			
	Speed		rpm	700											
Sound power level	Cooling	Nom.	dBA	87	86.7	86.9	87.7	87.6	88.3	88.9	89.3	90	90.4	90.7	
Sound pressure level	Cooling	Nom.	dBA	67.5	67.2	67.4	67.8	67.7	68.3	68.5	68.9	69.2	69.3	69.6	
Refrigerant	Type/GWP		R-32/675												
	Charge		kg	28		27.5	32	31	36	43.5	49	55	60	66	
	Circuits	Quantity		1	2		1	2							
Piping connections	Evaporator water inlet/outlet (OD)		mm	76.1	88.9		76.1	88.9			114.3				
Unit	Starting current	Max	A	554		564	592	602	640	678	727	779	817	855	
	Running current	Cooling	Nom.	A	177	179	194	204	221	250	276	319	352	381	410
		Max	A	224		235	262	273	311	348	397	449	487	525	
Power supply	Phase/Frequency		Hz	3~/50											

Air cooled scroll compressor chiller

Gold efficiency

Standard sound

- R32 refrigerant;
- Nominal capacity up to 1,000 kW;
- Scroll compressors;
- Top class efficiency both at full and part load conditions;
- Best capacity with smallest footprint;
- Microchannel coils;
- Performance monitoring;
- New Daikin MicroTech 4 controller.



Cooling Only		EWAT-B-SS		310	320	350	380	430	480	570	
Space cooling	A Condition 35°C Pdc		kW	305.92	317.98	345.59	381.40	426.61	477.56	567.34	
	ηs,c		%	184.6	177.7	181.2	183.0	184.9	183.0	190.4	
SEER				4.689	4.517	4.604	4.649	4.698	4.649	4.834	
Cooling capacity	Nom.		kW	305.92	317.98	345.59	381.40	426.61	477.56	567.34	
Power input	Cooling		kW	106.6	115.0	130.0	125.2	148.6	176.0	185.5	
Capacity control	Method			Step							
	Minimum capacity		%	22	21	19	18	16	14	22	
EER				2.869	2.764	2.658	3.046	2.871	2.714	3.058	
IPLV				4.948	4.794	4.948	4.849	4.907	4.940	5.062	
Dimensions	Unit	Height	mm	2,535							
		Width	mm	2,238							
		Depth	mm	2,510			3,590		4,670		
Weight	Unit		kg	2,080	2,120	2,200	2,620	2,800	2,920	3,500	
	Operation weight		kg	2,099	2,146	2,228	2,646	2,837	2,960	3,555	
Air heat exchanger	Type			Microchannel							
Compressor	Type			Scroll compressor							
	Quantity			3	4	3	4	5			
Fan	Type			Direct propeller							
	Quantity			4			6		8		
	Air flow rate	Cooling	Nom.	l/s	25,490	25,500	25,490	38,240		50,980	
Sound power level	Cooling	Nom.		dB(A)	94.0	93.8	94.5	95.1	95.6	95.9	
Sound pressure level	Cooling	Nom.		dB(A)	74.9	74.7	75.5	75.4	75.9	76.2	
Operation range	Air side	Cooling	Min.~Max.	°CDB	-20 ~52						
Refrigerant	Type/GWP			R-32/675							
	Charge		kg	22.0	25.0	30.0	31.0	35.0	39.0	45.0	
	Circuits	Quantity		1	2	1	2				
Piping connections	Evaporator water inlet/outlet (OD)			88.9mm							
Unit	Starting current	Max	A	693	697	735	750	792	838	891	
	Running current	Cooling	Nom.	A	186	200	224	222	260	304	
	current	Max	A	245	249	287	302	344	390	443	
	Power supply	Phase/Frequency/Voltage	Hz/V	3~/50 /400							


Cooling Only		EWAT-B-SS		620	670	730	790	860	960	
Space cooling	A Condition 35°C Pdc		kW	622.34	668.92	734.97	791.18	857.22	961.63	
	ηs,c		%	188.9	188.1	190.4	190.8	192.6	189.0	
SEER				4.797	4.778	4.834	4.844	4.889	4.801	
Cooling capacity	Nom.		kW	622.34	668.92	734.97	791.18	857.22	961.63	
Power input	Cooling		kW	213.1	237.0	248.6	273.9	285.5	335.1	
Capacity control	Method			Step						
	Minimum capacity		%	20	18	17	15	14	25	
EER				2.921	2.823	2.957	2.889	3.002	2.870	
IPLV				5.073	5.088	5.120	5.092	5.122	5.079	
Dimensions	Unit	Height	mm	2,535						
		Width	mm	2,238						
		Depth	mm	4,670		5,750	5,850	6,930		
Weight	Unit		kg	3,670	3,780	4,310	4,670	5,120	5,310	
	Operation weight		kg	3,747	3,856	4,385	4,743	5,196	5,412	
Air heat exchanger	Type			Microchannel						
Compressor	Type			Scroll compressor						
	Quantity			6			7		8	
Fan	Type			Direct propeller						
	Quantity			8		10		12		
	Air flow rate	Cooling	Nom.	l/s	50,980		63,730		76,480	
Sound power level	Cooling	Nom.		dB(A)	97.0	97.3	97.9	98.1	98.6	
Sound pressure level	Cooling	Nom.		dB(A)	76.7	77.0	77.2	77.4	77.5	
Operation range	Air side	Cooling	Min.~Max.	°CDB	-20 ~52					
Refrigerant	Type/GWP			R-32/675						
	Charge		kg	50.0	53.0	59.0	63.0	68.0	77.0	
	Circuits	Quantity		2						
Piping connections	Evaporator water inlet/outlet (OD)			139.7mm						
Unit	Starting current	Max	A	936	979	1,032	1,079	1,132	1,220	
	Running current	Cooling	Nom.	A	374	413	438	479	505	
	current	Max	A	488	531	584	631	684	772	
	Power supply	Phase/Frequency/Voltage	Hz/V	3~/50 /400						

Air cooled scroll compressor chiller

Gold efficiency

Standard sound

- R32 refrigerant;
- Nominal capacity up to 1,000 kW;
- Scroll compressors;
- Top class efficiency both at full and part load conditions;
- Best capacity with smallest footprint;
- Microchannel coils;
- Performance monitoring;
- New Daikin MicroTech 4 controller.



Cooling Only				EWAT	250B-SRC2	270B-SRC2	310B-SRC1	320B-SRC2	350B-SRC1	380B-SRC2	430B-SRC2	480B-SRC2	
Space cooling	A Condition 35°C Pdc			kW	240.1	259.9	297.62	308.38	334.14	373.60	415.25	463.29	
	ηs,c			%	201.4	187.4	197.5	185.0	189.2	192.8	193.5	193.1	
SEER					5.11	4.76	5.013	4.700	4.806	4.895	4.913	4.902	
Cooling capacity	Nom.			kW	240.1	259.9	297.62	308.38	334.14	373.60	415.25	463.29	
Power input	Cooling	Nom.		kW	83.45	93.89	108.0	117.1	133.5	124.4	149.9	179.2	
Capacity control	Method			Step									
	Minimum capacity			%	17	25	22	21	19	18	16	14	
EER					2.877	2.768	2.757	2.634	2.502	3.003	2.771	2.586	
IPLV					5.54	5.34	5.485	4.999	5.319	5.324	5.339	5.382	
Dimensions	Unit	Height		mm	2,535								
		Width		mm	2,238								
		Depth		mm	2,514				3,594				
Weight	Unit			kg	2,107	2,151	2,076	2,206	2,200	2,618	2,801	2,924	
	Operation weight				kg	2,127	2,171	2,099	2,234	2,228	2,646	2,837	2,960
Air heat exchanger	Type			Microchannel									
Compressor	Type			Scroll compressor									
Fan	Quantity			4				3		4		5	
	Type			Direct propeller									
	Quantity			5		6		4		6			
	Air flow rate	Cooling	Nom.	l/s	21,460		21,470	21,460	21,470	32,200			
Sound power level	Cooling	Nom.		dBA	88	87.9		87.8	88.1	89.5	89.6	89.7	
Sound pressure level	Cooling	Nom.		dBA	68	69	68.8		69.0	69.8	69.9	70.0	
Operation range	Air side	Cooling	Min.~Max.	°CDB	-20 ~52								
Refrigerant	Type/GWP			R-32/675									
	Charge			kg	18	22	25	30	31	35	39		
	Circuits			Quantity	2	1	2	1	2	2			
Piping connections	Evaporator water inlet/outlet (OD)			88.9mm									
Unit	Starting current	Max		A	464	482	693	697	735	750	792	838	
	Running current	Cooling	Nom.	A	151	165	195	210	236	232	272	319	
	current	Max		A	199	216	245	249	287	302	344	390	
Power supply	Phase/Frequency/Voltage			Hz/V	3~/50/400								


Cooling Only				EWAT	570B-SRC2	620B-SRC2	670B-SRC2	730B-SRC2	790B-SRC2	860B-SRC2	960B-SRC2		
Space cooling	A Condition 35°C Pdc			kW	553.35	605.02	647.77	714.95	768.57	835.75	933.57		
	ηs,c			%	202.0	200.3	197.9	205.2	206.3	208.4	201.8		
SEER					5.124	5.083	5.022	5.206	5.232	5.284	5.121		
Cooling capacity	Nom.			kW	553.35	605.02	647.77	714.95	768.57	835.75	933.57		
Power input	Cooling	Nom.		kW	186.4	216.0	242.2	251.4	278.3	287.5	341.0		
Capacity control	Method			Step									
	Minimum capacity			%	22	20	18	17	15	14	25		
EER					2.969	2.801	2.674	2.844	2.762	2.907	2.738		
IPLV					5.557	5.557	5.525	5.650	5.484	5.630	5.550		
Dimensions	Unit	Height		mm	2,535								
		Width		mm	2,238								
		Depth		mm	4,674		5,754		5,848		6,928		
Weight	Unit			kg	3,495	3,670	3,779	4,308	4,666	5,119	5,313		
	Operation weight				kg	3,555	3,747	3,856	4,385	4,743	5,196	5,412	
Air heat exchanger	Type			Microchannel									
Compressor	Type			Scroll compressor									
Fan	Quantity			5				6		7		8	
	Type			Direct propeller									
	Quantity			8		8		10		10		12	
	Air flow rate	Cooling	Nom.	l/s	42,940		42,940	53,670	53,670	64,400			
Sound power level	Cooling	Nom.		dBA	90.8	90.9	91.0	91.9	91.9	92.6	92.7		
Sound pressure level	Cooling	Nom.		dBA	70.6	70.7	70.8	71.2	71.2	71.5	71.6		
Operation range	Air side	Cooling	Min.~Max.	°CDB	-20 ~52								
Refrigerant	Type/GWP			R-32/675									
	Charge			kg	45	50	53	59	63	68	77		
	Circuits			Quantity	2								
Piping connections	Evaporator water inlet/outlet (OD)			139.7mm									
Unit	Starting current	Max		A	891	936	979	1,032	1,078	1,131	1,219		
	Running current	Cooling	Nom.	A	344	392	434	459	503	529	615		
	current	Max		A	443	488	531	584	630	683	771		
Power supply	Phase/Frequency/Voltage			Hz/V	3~/50/400								

Air cooled scroll compressor chiller

Gold efficiency

Standard sound

- R32 refrigerant;
- Nominal capacity up to 1,000 kW;
- Scroll compressors;
- Top class efficiency both at full and part load conditions;
- Best capacity with smallest footprint;
- Microchannel coils;
- Performance monitoring;
- New Daikin MicroTech 4 controller.



Cooling Only				EWAT	180B-XSC2	210B-XSC2	230B-XSC2	250B-XSC2	250B-XSC1	290B-XRC2	320B-XRC2	320B-XSC1	350B-XRC2	370B-XSC1	10B-XSC2					
Space cooling	A Condition 35°C Pdc ηs,c			kW	182.9	205	221.3	246.7	252.39	287.1	321.5	324.44	334.1	371.33	1,009.36					
SEER				%	181.4	185.4	186.6	187.4	181.8	187.8	188.6	188.6	118.6	187.4	193.4					
Cooling capacity	Nom.			kW	4.61	4.71	4.74	4.76	4.620	4.77	4.79	4.789	4.79	4.759	4.910					
Power input	Cooling	Nom.		kW	182.9	205	221.3	246.7	252.39	287.1	321.5	324.44	334.1	371.33	1,009.00					
Capacity control	Method			Step																
	Minimum capacity			%	25	21	19	17	50	25	13	22	20	19	25					
EER					3.225	3.233	3.267	3.028	3.189	3.064	3.165	3.245	3.036	3.126	3.197					
IPLV					4.91	5.09		5.2	4.907	5.22	5.01	5.002	5.21	5.051	5.126					
Dimensions	Unit	Height		mm	2,535															
		Width		mm	2,238															
		Depth		mm																
Weight	Unit			kg	1,877	1,939	2,002	2,046	1,963	2,488	2,664	3,594	2,666	2,585	6,251					
	Operation weight			kg	1,891	1,959	2,030	2,074	1,986	2,516	2,692	2,489	2,694	2,610	6,350					
Air heat exchanger	Type			Microchannel																
Compressor	Type			Scroll compressor																
	Quantity				4				2		5		3		5		3		8	
Fan	Type			Direct propeller																
	Quantity				4						6				16					
Sound power level	Air flow rate	Cooling	Nom.	l/s	25,500				25,490		38,240				101,980					
	Cooling	Nom.		dB(A)	91	92		93.5		94		94.8		95.3		99.5				
Sound pressure level	Cooling	Nom.		dB(A)	72	73		74.4		74		75.1		75.6		77.6				
Operation range	Air side	Cooling	Min.~Max.	°CDB	-20 ~52															
Refrigerant	Type/GWP			R-32/675																
	Charge			kg	19.2				33.1		50.0		44.0		55.0		75.0			
	Circuits			Quantity	2				1		2		2				2			
Piping connections	Evaporator water inlet/outlet (OD)			88.9mm																
Unit	Starting	Max		A	304	429	468	464	647	492	532	703	540	746	1,240					
	Running	Cooling	Nom.	A	112	125	134	154	142	175	190	181	209	212	567					
	current	Max		A	146	162	181	199	199	227	257	255	275	298	792					
Power supply	Phase/Frequency/Voltage			Hz/V	3~/50/400															


Cooling Only				EWAT	390B-XSC2	450B-XSC2	510B-XSC2	540B-XSC2	590B-XSC2	630B-XSC2	720B-XSC2	760B-XSC2	830B-XSC2	880B-XSC2		
Space cooling	A Condition 35°C Pdc ηs,c			kW	387.85	448.05	512.31	539.39	586.74	631.42	716.56	762.50	834.45	880.39		
SEER				%	184.9	187.4	189.4	192.5	192.4	192.6	193.9	194.2	193.8	193.5		
Cooling capacity	Nom.			kW	4.697	4.760	4.810	4.887	4.884	4.890	4.923	4.930	4.920	4.913		
Power input	Cooling	Nom.		kW	387.85	448.05	512.31	539.39	586.74	631.42	716.56	762.50	834.45	880.39		
Capacity control	Method			Step												
	Minimum capacity			%	18	16	25	14	22	20	18	17	15	14		
EER					3.088	3.189	3.242	3.368	3.285	3.203	3.285	3.219	3.243	3.189		
IPLV					4.895	4.977	5.068	5.091	5.117	5.109	5.141	5.165	5.130	5.146		
Dimensions	Unit	Height		mm	2,535											
		Width		mm	2,238											
		Depth		mm	3,594	4,674		5,754			6,834		8,008			
Weight	Unit			kg	2,657	3,169	3,359	3,804	3,916	4,024	4,565	4,673	5,442	5,551		
	Operation weight			kg	2,693	3,205	3,419	3,864	3,979	4,084	4,642	4,750	5,519	5,628		
Air heat exchanger	Type			Microchannel												
Compressor	Type			Scroll compressor												
	Quantity				4				5		6		7			
Fan	Type			Direct propeller												
	Quantity				6		8		10		12		14			
Sound power level	Air flow rate	Cooling	Nom.	l/s	38,240		50,980		63,730		76,480		89,230			
	Cooling	Nom.		dB(A)	95.1	96.1	96.5	96.9	97.2	97.5	98.0	98.3	98.7	98.9		
Sound pressure level	Cooling	Nom.		dB(A)	75.4	75.9	76.3	76.2	76.5	76.8	76.9	77.1	77.2	77.4		
Operation range	Air side	Cooling	Min.~Max.	°CDB	-20 ~52											
Refrigerant	Type/GWP			R-32/675												
	Charge			kg	30.5	35.0	39.5	42.0	45.0	49.0	55.0	57.5	62.5	67.0		
	Circuits			Quantity	2											
Piping connections	Evaporator water inlet/outlet (OD)			88.9mm				139.7mm								
Unit	Starting	Max		A	750	803	845	858	901	944	999	1,042	1,142			
	Running	Cooling	Nom.	A	223	252	284	292	323	354	394	425	464	495		
	current	Max		A	302	355	397	410	453	496	551	594	694			
Power supply	Phase/Frequency/Voltage			Hz/V	3~/50/400											

Air cooled scroll compressor chiller

Gold efficiency

Standard sound

- R32 refrigerant;
- Nominal capacity up to 1,000 kW;
- Scroll compressors;
- Top class efficiency both at full and part load conditions;
- Best capacity with smallest footprint;
- Microchannel coils;
- Performance monitoring;
- New Daikin MicroTech 4 controller.



Cooling Only				EWAT	180B-XRC2	210B-XRC2	230B-XRC2	250B-XRC2	250B-XRC1	290B-XRC2	320B-XRC1	320B-XRC2	350B-XRC2	370B-XRC1	10B-XRC2	
Space cooling	A Condition 35°C Pdc			kW	169.8	192.1	220.5	239.4	241.40	274.5	313.20	286.2	326.9	355.68	965.50	
	ηs,c			%	200.6	201.4	204.6	197.4	195.6	203.4	204.4	207	202.2	202.6	206.2	
SEER					5.09	5.11	5.19	5.01	4.965	5.16	5.186	5.25	5.13	5.140	5.229	
Cooling capacity	Nom.			kW	169.8	192.1	220.5	239.4	241.40	274.5	313.20	286.2	326.9	355.68	965.50	
Power input	Cooling	Nom.		kW	51.15	61.78	70.9	85.68	81.1	91.3	99.9	93.11	115	121.4	323.5	
Capacity control	Method			Step												
	Minimum capacity			%	25	21	19	17	50	25	22	13	20	19	25	
EER					3.319	3.11	2.794	2.977	3.006	3.135	3.074	2.842	2.929	2.985		
IPLV					5.51	5.59	5.5	5.51	5.340	5.77	5.525	5.67	5.72	5.487	5.576	
Dimensions	Unit	Height	mm	2,535												
		Width	mm	2,238												
		Depth	mm	2,514												
Weight	Unit			kg	1,965	2,026	2,090	2,134	1,963	2,604	2,576	2,831	2,833	2,585	6,251	
		Operation weight		kg	1,979	2,046	2,118	2,162	1,968	2,604	2,604	2,831	2,833	2,610	6,350	
Air heat exchanger	Type			Microchannel												
Compressor	Type			Scroll compressor												
	Quantity			4												
Fan	Type			Direct propeller												
	Quantity			4												
Air flow rate	Cooling	Nom.		l/s	18,900											
					28,350											
Sound power level	Cooling	Nom.		dB(A)	83											
Sound pressure level	Cooling	Nom.		dB(A)	64											
Operation range	Air side	Cooling	Min.~Max.	°CDB	-20 ~52											
Refrigerant	Type/GWP			R-32/675												
	Charge			kg	19.2											
	Circuits			Quantity	2											
Piping connections	Evaporator water inlet/outlet (OD)			88.9mm												
Unit	Starting	Max		A	304	429	446	464	647	492	703	523	540	746	1,240	
	Running	Cooling	Nom.	A	103	119	131	152	143	164	178	205	205	213	570	
	current	Max		A	146	163	181	199	199	227	255	275	275	298	792	
Power supply	Phase/Frequency/Voltage			Hz/V	3~/50/400											

Cooling Only				EWAT	390B-XRC2	450B-XRC2	510B-XRC2	540B-XRC2	590B-XRC2	630B-XRC2	720B-XRC2	760B-XRC2	830B-XRC2	880B-XRC2
Space cooling	A Condition 35°C Pdc			kW	370.32	431.43	489.48	520.68	563.54	603.94	687.57	728.98	800.94	842.34
	ηs,c			%	196.2	203.3	201.3	208.2	207.8	206.5	208.6	207.0	210.0	208.8
SEER					4.979	5.158	5.108	5.279	5.270	5.237	5.291	5.249	5.324	5.294
Cooling capacity	Nom.			kW	370.32	431.43	489.48	520.68	563.54	603.94	687.57	729.00	800.94	842.34
Power input	Cooling	Nom.		kW	129.1	141.4	162.1	159.6	180.7	202.0	221.3	242.8	261.1	282.2
Capacity control	Method			Step										
	Minimum capacity			%	18	16	25	14	22	20	18	17	15	14
EER					2.869	3.052	3.019	3.262	3.119	2.990	3.107	3.003	3.067	2.979
IPLV					5.317	5.446	5.528	5.630	5.620	5.601	5.649	5.605	5.613	5.605
Dimensions	Unit	Height	mm	2,535										
		Width	mm	2,238										
		Depth	mm	3,590	4,670			5,750		6,830		8,010		
Weight	Unit			kg	2,657	3,169	3,359	3,804	3,916	4,024	4,565	4,673	5,442	5,551
		Operation weight		kg	2,693	3,205	3,419	3,864	3,976	4,084	4,642	4,750	5,519	5,628
Air heat exchanger	Type			Microchannel										
Compressor	Type			Scroll compressor										
	Quantity			4										
Fan	Type			Direct propeller										
	Quantity			6										
Air flow rate	Cooling	Nom.		l/s	28,350									
					37,800									
Sound power level	Cooling	Nom.		dB(A)	85.6									
Sound pressure level	Cooling	Nom.		dB(A)	65.9									
Operation range	Air side	Cooling	Min.~Max.	°CDB	-20 ~52									
Refrigerant	Type/GWP			R-32/675										
	Charge			kg	30.5									
	Circuits			Quantity	2									
Piping connections	Evaporator water inlet/outlet (OD)			88.9mm					139.7mm					
Unit	Starting	Max		A	750	803	845	858	901	944	999	1,042	1,142	
	Running	Cooling	Nom.	A	225	249	286	287	322	356	393	428	463	498
	current	Max		A	302	355	397	410	453	496	551	594	694	
Power supply	Phase/Frequency/Voltage			Hz/V	3~/50/400									

Inverter screw cooling only with BLU efficiency. Standard sound.

- Environmentally conscious HFC134a – the most thermodynamically efficient refrigerant for air cooled applications
- New generation of air-cooled inverter series with extension of capacity range: Nominal capacity up to 1,950 kW
- New single screw compressor geometry allowing performance optimisation
- Refrigerant cooled inverter mounted on compressor all across the range
- Best capacity with smallest footprint
- Microchannel coils
- Unique fully integrated active harmonic filtration solution
- Performance monitoring
- MicroTech 4 controller: sophisticated adaptive software logic for stable operating conditions

EWAD-TZBSD				275	320	345	400	470	510	525	
SEER				4.517	4.637	4.636	4.829	4.809	4.561	4.73	
Cooling capacity	Nom.			274.8	316.9	346	418.5	467	512.6	520.7	
Power input	Cooling	Nom.		91.31	100.1	115.5	136.4	159.9	171	167.6	
Capacity control	Method			Stepless							
	Minimum capacity			%	22	19	17	22	23	11	22
EER				3	3.2	3	3.1	2.9	3	3.1	
IPLV				4.4	4.6		4.8		4.4	4.7	
Dimensions	Unit	Height	mm	2,553							
		Width	mm	2,238							
		Depth	mm	2,560	3,640				4,720		
Weight	Unit			kg	2,602	3,084		3,486		4,212	4,032
		Operation weight		kg	2,677	3,169		3,583.7		3,593.7	4,552
Air heat exchanger	Type			Microchannel							
Compressor	Type			Screw compressor							
	Quantity			1							
Fan	Type			Direct propeller							
	Quantity			4							
	Air flow rate	Cooling	Nom.	l/s	25,490	38,240		50,980		50,990	
Sound power level	Cooling	Nom.		dBA	97	98	100	97	99	98	
Sound pressure level	Cooling	Nom.		dBA	78		80	78	77	79	77
Operation range	Air side	Cooling	Min.~Max.	°CDB	5~46						
Refrigerant	Type/GWP			R-134a/1,430							
	Charge			kg	35	45		55	65	70	
	Circuits	Quantity		1							
Piping connections	Evaporator water inlet/outlet (OD)			88.9mm							
Unit	Starting current			Max	A						
	Running	Cooling	Nom.	A	179.1	196.2	217.6	248.4	283.5	336.9	298.8
	current	Max		A	220	262	284	346	362	411	400
Power supply	Phase/Frequency/Voltage			Hz/V	3~/50/400						

EWAD-TZBSD				545	570	580	625	630	670	755	
SEER				4.55	4.552	4.711	4.65	4.556	4.564	4.917	
Cooling capacity	Nom.			543.7	573.2	574.7	622.2	630.9	674	753.1	
Power input	Cooling	Nom.		188.4	206	198.2	230.6	216.2	242.8	231.7	
Capacity control	Method			Stepless							
	Minimum capacity			%	10	19	17	10	13	13	
EER				2.9	2.8	2.9	2.7	2.9	2.8	3.3	
IPLV				4.4	4.7		4.5		4.9		
Dimensions	Unit	Height	mm	2,553							
		Width	mm	2,238							
		Depth	mm	4,720				5,800		6,880	
Weight	Unit			kg	4,212	4,032		4,695		5,670	
		Operation weight		kg	4,557	4,562	4,170.1	4,175.1	5,035	5,045	6,055
Air heat exchanger	Type			Microchannel							
Compressor	Type			Screw compressor							
	Quantity			2							
Fan	Type			Direct propeller							
	Quantity			8							
	Air flow rate	Cooling	Nom.	l/s	50,980	50,990		63,730		76,480	
Sound power level	Cooling	Nom.		dBA	99	100	98	101	102	99	
Sound pressure level	Cooling	Nom.		dBA	79	80	78	80	82	78	
Operation range	Air side	Cooling	Min.~Max.	°CDB	5~46						
Refrigerant	Type/GWP			R-134a/1,430							
	Charge			kg	75	80		85	95	105	
	Circuits	Quantity		2							
Piping connections	Evaporator water inlet/outlet (OD)			168.3mm							
Unit	Starting current			Max	A						
	Running	Cooling	Nom.	A	367.3	392.4	344.2	392.3	412.1	450	434.7
	current	Max		A	440	471	457	464	512	556	600
Power supply	Phase/Frequency/Voltage			Hz/V	3~/50/400						



EWAD-TZBSD



MicroTech 4

				EWAD-TZBSD		830	915	C10	H10	H11	C12	C13	
SEER						4.879	4.901	4.855	4.797	4.936	4.942	4.906	
Cooling capacity	Nom.					kW	825.6	916.8	997.9	1,092	1,168	1,332	
Power input	Cooling	Nom.					kW	267.5	298.4	347.8	369.7	447	
Capacity control	Method						Stepless						
	Minimum capacity						%	11	13	11	10		
EER								3.1	2.9		3		
IPLV								4.8	4.9	4.8	4.9	4.8	
Dimensions	Unit	Height							2,553				
		Width							2,238				
		Depth							6,880	7,960	9,040	10,120	11,200
Weight	Unit												
	Operation weight												
	kg												
	kg												
Air heat exchanger	Type						Microchannel						
Compressor	Type						Screw compressor						
	Quantity						2						
Fan	Type						Direct propeller						
	Quantity												
	kg												
	kg												
	l/s	Cooling	Nom.										
Sound power level	Cooling	Nom.											
	dBA												
Sound pressure level	Cooling	Nom.											
	dBA												
Operation range	Air side	Cooling	Min.~Max.										
	°CDB												
Refrigerant	Type/GWP						R-134a/1,430						
	Charge												
	kg												
	kg												
	kg												
	kg												
Piping connections	Evaporator water inlet/outlet (OD)												
Unit	Starting current	Max											
	A												
	A	Cooling	Nom.										
	A	Max											
Power supply	Phase/Frequency/Voltage												
	Hz/V												

				EWAD-TZBSD		C14	C15	H16	H17	H18	H19	
SEER						4.849	4.858	5.044	4.995	4.997	4.979	
Cooling capacity	Nom.					kW	1,405	1,534	1,665	1,760	1,954	
Power input	Cooling	Nom.					kW	494.1	531.7	546.3	608.6	
Capacity control	Method						Stepless					
	Minimum capacity											
EER												
IPLV												
Dimensions	Unit	Height										
		Width										
		Depth										
Weight	Unit											
	Operation weight											
	kg											
	kg											
Air heat exchanger	Type						Microchannel					
Compressor	Type						Screw compressor					
	Quantity						2					
Fan	Type						Direct propeller					
	Quantity											
	kg											
	kg											
	l/s	Cooling	Nom.									
Sound power level	Cooling	Nom.										
	dBA											
Sound pressure level	Cooling	Nom.										
	dBA											
Operation range	Air side	Cooling	Min.~Max.									
	°CDB											
Refrigerant	Type/GWP						R-134a/1,430					
	Charge											
	kg											
	kg											
	kg											
	kg											
Piping connections	Evaporator water inlet/outlet (OD)											
Unit	Starting current	Max										
	A											
	A	Cooling	Nom.									
	A	Max										
Power supply	Phase/Frequency/Voltage											
	Hz/V											

Inverter screw with SILVER efficiency. Standard sound.

- Environmentally conscious HFC134a – the most thermodynamically efficient refrigerant for air cooled applications
- New generation of air-cooled inverter series with extension of capacity range: Nominal capacity up to 1,950 kW
- New single screw compressor geometry allowing performance optimisation
- Refrigerant cooled inverter mounted on compressor all across the range
- Premium energy efficiency both at full and part load conditions
- Best capacity with smallest footprint
- Microchannel coils
- Unique fully integrated active harmonic filtration solution
- Performance monitoring
- MicroTech 4 controller: sophisticated adaptive software logic for stable operating conditions

EWAD-TZSSD				285	325	380	430	495	520	535	
SEER				5.551	5.737	5.636	5.741	5.434	5.281	5.659	
Cooling capacity	Nom.			283.6	327.3	360.3	426.8	490.9	522.4	530.6	
Power input	Cooling	Nom.		84.44	98.36	112.8	131	151.7	162.1	161	
Capacity control	Method			Stepless							
	Minimum capacity			22	19	17	22	23	11	22	
EER				3.4	3.3	3.2	3.3	3.2		3.3	
IPLV				5.7	5.8	5.7	6	5.8	5.4	6	
Dimensions	Unit	Height	mm	2,553							
		Width	mm	2,238							
		Depth	mm	3,640	4,720				5,800		
Weight	Unit			3,084	3,604		3,968	4,032	4,693	4,513	
		Operation weight		3,164	3,697	3,702	4,070.7	4,155.1	5,033	4,646.1	
Air heat exchanger	Type			Microchannel							
Compressor	Type			Screw compressor							
	Quantity			1				2		1	
Fan	Type			Direct propeller							
	Quantity			6	8				10		
	Air flow rate	Cooling	Nom.	38,240	50,990				63,730		
Sound power level	Cooling	Nom.	dBA	98	100	98	97	99	98	98	
Sound pressure level	Cooling	Nom.	dBA	78	80	77		79	77		
Operation range	Air side	Cooling	Min.~Max.	5 ~46				-20 ~46		5 ~46	
Refrigerant	Type/GWP			R-134a/1,430							
	Charge			40	45	50	60	65	70	75	
	Circuits			1				2		1	
Piping connections	Evaporator water inlet/outlet (OD)			88.9mm		139.7mm		168.3mm		139.7mm	
Unit	Starting current			A							
	Running			174.3	202.4	227.4	249.9	281.8	332.1	300.1	
	current			231	272	294	357	372	421	411	
Power supply	Phase/Frequency/Voltage			Hz/V							
				3~/50/400							

EWAD-TZSSD				555	585	595	645	650	705	760
SEER				5.237	5.099	5.556	5.291	5.535	5.2	5.547
Cooling capacity	Nom.			555.8	586.7	590	646.3	642.1	706.1	760.3
Power input	Cooling	Nom.		177.6	194.1	188.4	202.9	218.2	235.4	225.2
Capacity control	Method			Stepless						
	Minimum capacity			10	19	10	17	10	13	
EER				3.1	3	3.1	3.2	2.9	3	3.4
IPLV				5.3	5.2	5.8	5.4	5.6	5.3	6
Dimensions	Unit	Height	mm	2,553						
		Width	mm	2,238						
		Depth	mm	5,800		6,880	5,800	6,880	7,960	
Weight	Unit			4,693	4,513	5,177	4,513	5,177	6,151	
		Operation weight		5,038	5,043	4,651.1	5,522	4,661.1	5,527	6,536
Air heat exchanger	Type			Microchannel						
Compressor	Type			Screw compressor						
	Quantity			2	1	2	1		2	
Fan	Type			Direct propeller						
	Quantity			10	12	10	12	14		
	Air flow rate	Cooling	Nom.	63,730	76,480	63,730	76,480	89,230		
Sound power level	Cooling	Nom.	dBA	99	101	98	101	103	99	
Sound pressure level	Cooling	Nom.	dBA	79	80	78	80	82	78	
Operation range	Air side	Cooling	Min.~Max.	-20 ~46	5 ~46	-20 ~46	5 ~46	-20 ~46		
Refrigerant	Type/GWP			R-134a/1,430						
	Charge			75	80	90	95	105		
	Circuits			2	1	2	1	2		
Piping connections	Evaporator water inlet/outlet (OD)			168.3mm	139.7mm	168.3mm	139.7mm	168.3mm		
Unit	Starting current			A						
	Running			359.1	387.7	340.8	407	384.9	451.6	442.9
	current			450	481	467	523	474	566	610
Power supply	Phase/Frequency/Voltage			Hz/V						
				3~/50/400						



EWAD-TZSSD



MicroTech 4

EWAD-TZSSD				835	960	C10	H10	H11	H12	H13
SEER				5.714	5.615	5.536	5.55	5.562	5.714	5.673
Cooling capacity	Nom.			kW	837.7	960.2	1,017	1,064	1,168	1,372
Power input	Cooling	Nom.		kW	258.7	301.2	332.2	351.6	384.5	451.9
Capacity control	Method			Stepless						
	Minimum capacity			%	11	12	11		10	
EER					3.2		3.1	3		3.1
IPLV					5.8	5.7	5.6		5.7	
Dimensions	Unit	Height		mm						
		Width		mm	2,553					
		Depth		mm	2,238					
Weight	Unit			kg	7,960		9,040		11,200	12,280
	Operation weight			kg	6,151	6,623	6,816	7,297	8,260	8,742
Air heat exchanger	Type			Microchannel						
Compressor	Type			Screw compressor						
	Quantity			2						
Fan	Type			Direct propeller						
	Quantity			14						
	Air flow rate	Cooling	Nom.	l/s	89,230		16		20	22
Sound power level	Cooling	Nom.		dBA	100		101		102	104
Sound pressure level	Cooling	Nom.		dBA	79	78	79		80	81
Operation range	Air side	Cooling	Min.~Max.	°CDB	-20 ~46					
Refrigerant	Type/GWP			R-134a/1,430						
	Charge			kg	115	135	140	145	160	175
	Circuits			Quantity	2					
Piping connections	Evaporator water inlet/outlet (OD)			mm	168.3mm	219.1mm				
Unit	Starting current			Max	A					
	Running	Cooling	Nom.	A	489.7	555	601.4	630.5	683.6	733.8
	current	Max		A	679	706	761	789	884	948
Power supply	Phase/Frequency/Voltage			Hz/V	3~/50/400					

EWAD-TZSSD				H14	H15	H16	H17	H18	H19
SEER				5.529	5.707	5.633	5.608	5.527	5.445
Cooling capacity	Nom.			kW	1,482	1,562	1,665	1,787	1,876
Power input	Cooling	Nom.		kW	500.2	485.4	542.2	589.4	654.5
Capacity control	Method			Stepless					
	Minimum capacity			%	10	14	13	12	11
EER					3	3.2	3.1	3	2.9
IPLV					5.6	6.1	6	5.9	5.8
Dimensions	Unit	Height		mm	2,553				
		Width		mm	2,238				
		Depth		mm	12,280				
Weight	Unit			kg	9,920	10,323		13,360	
	Operation weight			kg	11,136	11,549	11,564	12,066	12,076
Air heat exchanger	Type			Microchannel					
Compressor	Type			Screw compressor					
	Quantity			2					
Fan	Type			Direct propeller					
	Quantity			22					
	Air flow rate	Cooling	Nom.	l/s	140,210		24		152,960
Sound power level	Cooling	Nom.		dBA	105	103	104	105	106
Sound pressure level	Cooling	Nom.		dBA	82	80	81	82	83
Operation range	Air side	Cooling	Min.~Max.	°CDB	-20 ~46				
Refrigerant	Type/GWP			R-134a/1,430					
	Charge			kg	205	215	230	250	260
	Circuits			Quantity	2				
Piping connections	Evaporator water inlet/outlet (OD)			mm	273mm				
Unit	Starting current			Max	A				
	Running	Cooling	Nom.	A	871.1	848	931.7	1,005	1,101
	current	Max		A	1,156	1,124	1,227	1,351	1,475
Power supply	Phase/Frequency/Voltage			Hz/V	3~/50/400				

Inverter screw with GOLD efficiency. Standard sound.

- Environmentally conscious HFC134a – the most thermodynamically efficient refrigerant for air cooled applications
- New generation of air-cooled inverter series with extension of capacity range: Nominal capacity up to 1,770 kW
- New single screw compressor geometry allowing performance optimisation
- Refrigerant cooled inverter mounted on compressor all across the range
- Premium energy efficiency both at full and part load conditions
- Best capacity with smallest footprint
- Microchannel coils
- Unique fully integrated active harmonic filtration solution
- Performance monitoring
- MicroTech 4 controller: sophisticated adaptive software logic for stable operating conditions

EWAD-TZXSD				295	345	380	440	515	525	565		
SEER				5.605	6.007	5.961	6.165	6.019	6.002	6.251		
Cooling capacity	Nom.			294.4	344.4	378	434.8	507.9	524.3	560.5		
Power input	Cooling	Nom.		89.4	102.5	116.8	120.6	150	146.6	162		
Capacity control	Method			Stepless								
	Minimum capacity			22	19	17	28	23	13	22		
EER				3.3	3.4	3.2	3.6	3.4	3.6	3.5		
IPLV				6	6.3	6.1	6.6	6.5	6.3	6.7		
Dimensions	Unit	Height	mm	2,553								
		Width	mm	2,238								
		Depth	mm	3,640	4,720		5,800		6,880			
Weight	Unit	kg	3,255	3,775		4,569		5,348	5,136			
		Operation weight	kg	3,335	3,868	3,873	4,687	4,697	5,673	5,287		
Air heat exchanger	Type			Microchannel								
Compressor	Type			Screw compressor								
	Quantity			1				2		1		
Fan	Unit	Type			Direct propeller							
		Quantity				6	8		10		12	
	Air flow rate	Cooling	Nom.	l/s	33,930	45,240		56,540		67,860	68,280	
Sound power level	Cooling	Nom.		dBA	97	98	103	96	97	100		
Sound pressure level	Cooling	Nom.		dBA	80	82	83	75	76	79	76	
Operation range	Air side	Cooling	Min.~Max.	°CDB	-20 ~46							
Refrigerant	Type/GWP			R-134a/1,430								
	Charge			kg	40	45	50	60	70		75	
	Circuits	Quantity			1			2		1		
Piping connections	Evaporator water inlet/outlet (OD)			88.9mm		139.7mm		168.3mm		139.7mm		
Unit	Unit	Starting current	Max	A	0							
		Running current	Cooling	Nom.	A	188.5	216.8	235.8	247.6	291.7	319.1	316.3
		current	Max	A	224	261	289	314	342	389	404	
Power supply	Phase/Frequency/Voltage			Hz/V	3~/50/400							

EWAD-TZXSD				565	610	635	670	705	725	760		
SEER				5.937	5.999	6.146	5.891	5.552	5.94	5.308		
Cooling capacity	Nom.			565.9	610.7	629	668.1	701	724	757.3		
Power input	Cooling	Nom.		163.3	177	190.8	201.3	207.2	219.5	233.1		
Capacity control	Method			Stepless								
	Minimum capacity			12	11	19	10	30	10	28		
EER				3.5			3.3	3.4	3.3	3.2		
IPLV				6.1	6.2	6.5	6.1	5.7	6.2	5.6		
Dimensions	Unit	Height	mm	2,553								
		Width	mm	2,238								
		Depth	mm	6,880	7,960	6,880	7,960	6,880	7,960	6,880		
Weight	Unit	kg	5,348	5,829	5,136	5,829	5,805	5,946	5,805			
		Operation weight	kg	5,683	6,169	5,297.3	6,174	5,976.3	6,344	5,986.3		
Air heat exchanger	Type			Microchannel								
Compressor	Type			Screw compressor								
	Quantity			2		1	2	1	2	1		
Fan	Unit	Type			Direct propeller							
		Quantity				12	14	12	14	12	14	12
	Air flow rate	Cooling	Nom.	l/s	67,860	79,170	68,280	79,170	68,280	79,170	68,280	
Sound power level	Cooling	Nom.		dBA	100	101	105	101	99	102	100	
Sound pressure level	Cooling	Nom.		dBA	80	81	77	83	78	84	79	
Operation range	Air side	Cooling	Min.~Max.	°CDB	-20 ~46							
Refrigerant	Type/GWP			R-134a/1,430								
	Charge			kg	80	85		90	95	100	105	
	Circuits	Quantity			2		1	2	1	2	1	
Piping connections	Evaporator water inlet/outlet (OD)			168.3mm		139.7mm		168.3mm		139.7mm		
Unit	Unit	Starting current	Max	A	0							
		Running current	Cooling	Nom.	A	348.1	378.7	359.4	420.8	383.5	443	421.6
		current	Max	A	429	457	452	498	520	535	568	
Power supply	Phase/Frequency/Voltage			Hz/V	3~/50/400							



EWAD-TZXSD



MicroTech 4

				EWAD-TZXSD		805	880	950	C10	H10	H11	C12	
SEER						6.088	6.355	6.192	6.365	6.186	6.313	6.217	
Cooling capacity	Nom.					kW	802.3	877.7	949.4	993.6	1,062	1,129	
Power input	Cooling	Nom.					kW	233.2	250.8	282.1	292.3	325.1	
Capacity control	Method						Stepless						
	Minimum capacity						%	10	14	13	12	11	
EER								3.4	3.5	3.4	3.3	3.4	
IPLV								6.4	6.6	6.4	6.5	6.4	
Dimensions	Unit	Height											
		Width											
		Depth											
Weight	Unit												
	Operation weight												
Air heat exchanger	Type												
Compressor	Type												
	Quantity												
Fan	Type												
	Quantity												
	Air flow rate	Cooling	Nom.										
Sound power level	Cooling	Nom.											
Sound pressure level	Cooling	Nom.											
Operation range	Air side	Cooling	Min.~Max.										
Refrigerant	Type/GWP												
	Charge												
	Circuits	Quantity											
Piping connections	Evaporator water inlet/outlet (OD)												
Unit	Starting current	Max											
	Running	Cooling	Nom.										
	current	Max											
Power supply	Phase/Frequency/Voltage												
				EWAD-TZXSD		H12	H13	H14	H15	H16	H17		
SEER							6.126	6.14	5.896	5.807	5.723	5.629	
Cooling capacity	Nom.							kW	1,286	1,359	1,454	1,567	
Power input	Cooling	Nom.							kW	402.4	425.5	419.5	
Capacity control	Method												
	Minimum capacity												
EER													
IPLV													
Dimensions	Unit	Height											
		Width											
		Depth											
Weight	Unit												
	Operation weight												
Air heat exchanger	Type												
Compressor	Type												
	Quantity												
Fan	Type												
	Quantity												
	Air flow rate	Cooling	Nom.										
Sound power level	Cooling	Nom.											
Sound pressure level	Cooling	Nom.											
Operation range	Air side	Cooling	Min.~Max.										
Refrigerant	Type/GWP												
	Charge												
	Circuits	Quantity											
Piping connections	Evaporator water inlet/outlet (OD)												
Unit	Starting current	Max											
	Running	Cooling	Nom.										
	current	Max											
Power supply	Phase/Frequency/Voltage												

Inverter screw with GOLD efficiency. Reduced sound.

- Environmentally conscious HFC134a – the most thermodynamically efficient refrigerant for air cooled applications
- New generation of air-cooled inverter series with extension of capacity range: Nominal capacity up to 1,729 kW
- New single screw compressor geometry allowing performance optimisation
- Refrigerant cooled inverter mounted on compressor all across the range
- Premium energy efficiency both at full and part load conditions
- Best capacity with smallest footprint
- Microchannel coils
- Unique fully integrated active harmonic filtration solution
- Performance monitoring
- MicroTech 4 controller: sophisticated adaptive software logic for stable operating conditions

				EWAD-TZXRD		295	345	380	440	515	525	565
SEER						5.507	5.938	5.866	6.042	5.901	6.037	6.159
Cooling capacity	Nom.					kW	290.7	340.9	373.4	431	502.3	518.8
		Power input		Cooling		Nom.						
Capacity control		Method										
		Minimum capacity										%
EER												
IPLV												
Dimensions	Unit	Height										mm
		Width										mm
		Depth										mm
Weight	Unit											kg
		Operation weight										kg
Air heat exchanger	Type										Microchannel	
Compressor	Type										Screw compressor	
		Quantity										
Fan	Type											
		Quantity										
Sound power level	Cooling	Nom.										
			Air flow rate		Cooling		Nom.					
Sound pressure level	Cooling		Nom.								dBA	
Operation range	Air side	Cooling	Min.~Max.								°CDB	
Refrigerant	Type/GWP										R-134a/1,430	
		Charge										kg
		Circuits		Quantity								
Piping connections	Evaporator water inlet/outlet (OD)											
Unit	Starting current		Max								A	
		Running		Cooling		Nom.						A
		current		Max								A
Power supply	Phase/Frequency/Voltage										Hz/V	

				EWAD-TZXRD		565	610	635	670	705	725	760
SEER						5.944	6.029	6.039	5.922	5.418	5.964	5.358
Cooling capacity	Nom.					kW	559.5	604.2	622.3	660.4	691.7	745.6
		Power input		Cooling		Nom.						
Capacity control		Method										
		Minimum capacity										%
EER												
IPLV												
Dimensions	Unit	Height										mm
		Width										mm
		Depth										mm
Weight	Unit											kg
		Operation weight										kg
Air heat exchanger	Type										Microchannel	
Compressor	Type										Screw compressor	
		Quantity										
Fan	Type											
		Quantity										
Sound power level	Cooling	Nom.										
			Air flow rate		Cooling		Nom.					
Sound pressure level	Cooling		Nom.								dBA	
Operation range	Air side	Cooling	Min.~Max.								°CDB	
Refrigerant	Type/GWP										R-134a/1,430	
		Charge										kg
		Circuits		Quantity								
Piping connections	Evaporator water inlet/outlet (OD)											
Unit	Starting current		Max								A	
		Running		Cooling		Nom.						A
		current		Max								A
Power supply	Phase/Frequency/Voltage										Hz/V	



EWAD-TZXRD



MicroTech 4

EWAD-TZXRD				805	880	950	C10	H10	H11	C12			
SEER				6.169	6.363	6.179	6.354	6.217	6.34	6.191			
Cooling capacity	Nom.			kW	792.9	867.7	937.7	982.6	1,049	1,179			
Power input	Cooling	Nom.			kW	231.9	250.8	283.9	292.8	373.2			
Capacity control	Method			Stepless									
	Minimum capacity			%	10	14	13	12	11	10			
EER					3.4	3.5	3.3	3.4	3.2	3.2			
IPLV					6.4	6.6	6.4	6.6	6.4	6.4			
Dimensions	Unit	Height			mm	2,553							
		Width			mm	2,238							
		Depth			mm	9,040		10,120		11,200			
Weight	Unit			kg	7,024	7,280		7,762		8,436			
		Operation weight		kg	7,615	7,881	7,891	8,378	8,388	9,148	9,158		
Air heat exchanger	Type			Microchannel									
Compressor	Type			Screw compressor									
	Quantity			2									
Fan	Type			Direct propeller									
	Quantity					16	18		20				
	Air flow rate	Cooling	Nom.	I/s	75,540		84,980		94,420				
Sound power level	Cooling	Nom.			dB(A)	94	90	91	92	93	94		
Sound pressure level	Cooling	Nom.			dB(A)	72	68		69	70	72		
Operation range	Air side	Cooling	Min.~Max.	°CDB	-20 ~46								
Refrigerant	Type/GWP			R-134a/1,430									
	Charge			kg	110	120	130	135	145	155	165		
	Circuits			Quantity	2								
Piping connections	Evaporator water inlet/outlet (OD)			219.1mm									
Unit	Starting current			Max	A								
	Running current			Cooling	Nom.	A	481.4	509.6	559.3	580.3	632.1	655.3	707.6
	current			Max	A	573	626	683	720	782	744	803	
Power supply	Phase/Frequency/Voltage			Hz/V	3~/50/400								

EWAD-TZXRD				H12	H13	H14	H15	H16	H17			
SEER				6.12	6.181	5.883	5.764	5.704	5.537			
Cooling capacity	Nom.			kW	1,268	1,341	1,434	1,543	1,641	1,729		
Power input	Cooling	Nom.			kW	408	430.2	424.5	480.3	539.4	603.9	
Capacity control	Method			Stepless								
	Minimum capacity			%	10	15	14	13	12			
EER					3.2	3.1	3.4	3.2	2.9			
IPLV					6.4	6.1	5.9	6.2	5.8			
Dimensions	Unit	Height			mm	2,553						
		Width			mm	2,238						
		Depth			mm	11,200	12,280	13,360		10,925		
Weight	Unit			kg	8,436	9,775	10,925		12,166	12,181		
		Operation weight		kg	9,173	10,976	12,136	12,151	12,166	12,181		
Air heat exchanger	Type			Microchannel								
Compressor	Type			Screw compressor								
	Quantity			2								
Fan	Type			Direct propeller								
	Quantity			20	22	24		113,320				
	Air flow rate	Cooling	Nom.	I/s	94,420	103,870	93		94	71		
Sound power level	Cooling	Nom.			dB(A)	96	95	69	70	71		
Sound pressure level	Cooling	Nom.			dB(A)	74	72	69	70	71		
Operation range	Air side	Cooling	Min.~Max.	°CDB	-20 ~46							
Refrigerant	Type/GWP			R-134a/1,430								
	Charge			kg	180	190	200	215	230	245		
	Circuits			Quantity	2							
Piping connections	Evaporator water inlet/outlet (OD)			219.1mm		273mm						
Unit	Starting current			Max	A							
	Running current			Cooling	Nom.	A	761.7	802.5	800.7	883.2	970.5	1,066
	current			Max	A	851	899	997	1,103	1,217	1,330	
Power supply	Phase/Frequency/Voltage			Hz/V	3~/50/400							

Inverter screw with PLATINUM efficiency. Standard sound.


- Environmentally conscious HFC134a – the most thermodynamically efficient refrigerant for air cooled applications
- New generation of air-cooled inverter series with extension of capacity range: Nominal capacity up to 1,950 kW
- New single screw compressor geometry allowing performance optimisation
- Refrigerant cooled inverter mounted on compressor all across the range
- Premium energy efficiency both at full and part load conditions
- Best capacity with smallest footprint
- Microchannel coils
- Unique fully integrated active harmonic filtration solution
- Performance monitoring
- MicroTech 4 controller: sophisticated adaptive software logic for stable operating conditions

EWAD-TZPSD				285	330	370	405	450	490			
SEER				6.29	6.465	6.389	6.687	6.64	6.567			
Cooling capacity	Nom.			285.8	330.4	367.9	401.5	447	486.1			
Power input	Cooling	Nom.		77.75	92.02	106	105.2	117.3	130.3			
Capacity control	Method			Stepless								
	Minimum capacity			%	23	20	18	30	28	25		
EER				3.7	3.6	3.5	3.8		3.7			
IPLV				6.7		6.6	7.3	7.6	7.5			
Dimensions	Unit	Height	mm	2,553								
		Width	mm	2,238								
		Depth	mm	4,720	5,800			6,880				
Weight	Unit			kg	3,775	4,256	5,050	5,136				
		Operation weight		kg	3,863	4,349	4,354	5,050	5,272.3	5,277.3		
Air heat exchanger	Type			Microchannel								
Compressor	Type			Screw compressor								
	Quantity			1								
Fan	Type			Direct propeller								
		Quantity		8	10			12				
	Air flow rate	Cooling	Nom.	l/s	45,240	56,540			67,850			
Sound power level	Cooling	Nom.		dBA	97	98	100	95	98			
Sound pressure level	Cooling	Nom.		dBA	78	81	82	74	75			
Operation range	Air side	Cooling	Min.~Max.	°CDB	-20 ~46							
Refrigerant	Type/GWP			R-134a/1,430								
		Charge		kg	40	45	50	55	60	65		
	Circuits	Quantity			1							
Piping connections	Evaporator water inlet/outlet (OD)				88.9mm			139.7mm				
Unit	Starting current			Max	A							
		Running		Cooling	Nom.	A	174	204	229	233	249	269
		current		Max	A	220	258	285	293	352	404	
Power supply	Phase/Frequency/Voltage			Hz/V	3~/50/400							

EWAD-TZPSD				530	575	615	675	735			
SEER				6.391	6.301	6.28	6.161	6.216			
Cooling capacity	Nom.			529.6	571.8	617.7	676.1	733.5			
Power input	Cooling	Nom.		143.1	158.6	171.1	194	210.7			
Capacity control	Method			Stepless							
	Minimum capacity			%	13	12	11	10			
EER				3.7		3.6		3.5			
IPLV				6.7	6.6	6.5	6.4	6.5			
Dimensions	Unit	Height	mm	2,553							
		Width	mm	2,238							
		Depth	mm	7,960			9,040				
Weight	Unit			kg	5,829			6,311		6,427	
		Operation weight		kg	6,159	6,164	6,651	6,661	6,825		
Air heat exchanger	Type			Microchannel							
Compressor	Type			Screw compressor							
	Quantity			2							
Fan	Type			Direct propeller							
		Quantity		14	16			16			
	Air flow rate	Cooling	Nom.	l/s	79,170	90,480					
Sound power level	Cooling	Nom.		dBA	100	101			102		
Sound pressure level	Cooling	Nom.		dBA	79	80	81	83			
Operation range	Air side	Cooling	Min.~Max.	°CDB	-20 ~46						
Refrigerant	Type/GWP			R-134a/1,430							
		Charge		kg	75	80	85	95	100		
	Circuits	Quantity			2						
Piping connections	Evaporator water inlet/outlet (OD)				168.3mm						
Unit	Starting current			Max	A						
		Running		Cooling	Nom.	A	318	345	374	414	442
		current		Max	A	399	429	468	508	535	
Power supply	Phase/Frequency/Voltage			Hz/V	3~/50/400						



MicroTech 4



EWAD-TZPSD

EWAD-TZPSD				810	890	960	C10	H10	H11	
SEER				6.48	6.725	6.602	6.648	6.483	6.529	
Cooling capacity	Nom.		kW	809.8	885.5	958.4	1,003	1,072	1,137	
Power input	Cooling	Nom.	kW	226.1	242.4	271.7	281.9	312.5	325.9	
Capacity control	Method			Stepless						
	Minimum capacity		%	10	14	13	12		11	
EER				3.6	3.7	3.5	3.6	3.4	3.5	
IPLV				6.8	7	6.8	6.5	6.7	6.9	
Dimensions	Unit	Height	mm	2,553						
		Width	mm	2,238						
		Depth	mm	10,120		11,200		12,280		
Weight	Unit	kg	7,385	7,642		8,123		8,798		
		Operation weight	kg	7,976	8,243	8,253	8,744	8,754	9,515	
Air heat exchanger	Type			Microchannel						
Compressor	Type			Screw compressor						
	Quantity			2						
Fan	Type			Direct propeller						
	Quantity			18		20		22		
	Air flow rate	Cooling	Nom.	l/s	101,780		113,080		140,200	
Sound power level	Cooling	Nom.		dBA	105	99	100	101	102	103
Sound pressure level	Cooling	Nom.		dBA	84	76		77		
Operation range	Air side	Cooling	Min.~Max.	°CDB	-20 ~46					
Refrigerant	Type/GWP				R-134a/1,430					
	Charge			kg	110	120	130	140	150	160
	Circuits	Quantity			2					
Piping connections	Evaporator water inlet/outlet (OD)				219.1mm					
Unit	Starting current	Max		A	0					
	Running current	Cooling	Nom.	A	466	490	534	555	601	627
		Max		A	573	616	672	709	761	796
Power supply	Phase/Frequency/Voltage			Hz/V	3~/50/400					

EWAD-TZPSD				C12	H12	H13	H14	H15	
SEER				6.398	6.263	6.31	5.978	5.928	
Cooling capacity	Nom.		kW	1,203	1,298	1,372	1,455	1,568	
Power input	Cooling	Nom.	kW	357.4	387.4	409.1	409.5	462.1	
Capacity control	Method			Stepless					
	Minimum capacity		%	10		15		14	
EER				3.4		3.6		3.4	
IPLV				6.7	6.6		6.2	6.5	
Dimensions	Unit	Height	mm	2,553					
		Width	mm	2,238					
		Depth	mm	12,280		13,360		10,805	
Weight	Unit	kg	8,798	9,655	10,136		10,805		
		Operation weight	kg	9,520	10,846	11,337	12,021	12,036	
Air heat exchanger	Type			Microchannel					
Compressor	Type			Screw compressor					
	Quantity			2					
Fan	Type			Direct propeller					
	Quantity			22		24			
	Air flow rate	Cooling	Nom.	l/s	140,200		152,940		
Sound power level	Cooling	Nom.		dBA	105	108	106	102	103
Sound pressure level	Cooling	Nom.		dBA	78		79		80
Operation range	Air side	Cooling	Min.~Max.	°CDB	-20 ~46				
Refrigerant	Type/GWP				R-134a/1,430				
	Charge			kg	165	180	190	205	220
	Circuits	Quantity			2				
Piping connections	Evaporator water inlet/outlet (OD)				219.1mm	273mm			
Unit	Starting current	Max		A	0				
	Running current	Cooling	Nom.	A	674	721	759		837
		Max		A	845	893	951	1,039	1,135
Power supply	Phase/Frequency/Voltage			Hz/V	3~/50/400				

Inverter screw with PLATINUM efficiency. Reduced sound.


- Environmentally conscious HFC134a – the most thermodynamically efficient refrigerant for air cooled applications
- New generation of air-cooled inverter series with extension of capacity range: Nominal capacity up to 1,950 kW
- New single screw compressor geometry allowing performance optimisation
- Refrigerant cooled inverter mounted on compressor all across the range
- Premium energy efficiency both at full and part load conditions
- Best capacity with smallest footprint
- Microchannel coils
- Unique fully integrated active harmonic filtration solution
- Performance monitoring
- MicroTech 4 controller: sophisticated adaptive software logic for stable operating conditions

EWAD-TZPRD				285	330	370	405	450	490	
SEER				6.232	6.448	6.358	6.622	6.542	6.467	
Cooling capacity	Nom.			283.7	328.4	365	398.8	443.9	482.4	
Power input	Cooling	Nom.		75.13	88.51	103.1	101	113.6	127.2	
Capacity control	Method			Stepless						
	Minimum capacity			23	20	18	30	28	25	
EER				3.8	3.7	3.5	4	3.9	3.8	
IPLV				6.7	6.8	6.6	7.2	7.5	7.4	
Dimensions	Unit	Height	mm	2,553						
		Width	mm	2,238						
		Depth	mm	4,720	5,800			6,880		
Weight	Unit			3,895	4,376		5,170	5,256		
		Operation weight		3,983	4,469	4,474	5,283.1	5,392.3	5,397.3	
Air heat exchanger	Type			Microchannel						
Compressor	Type			Screw compressor						
	Quantity			1						
Fan	Type			Direct propeller						
		Quantity		8	10			12		
	Air flow rate	Cooling	Nom.	37,770	47,210			56,660		
Sound power level	Cooling	Nom.		88	89	90	88		89	
Sound pressure level	Cooling	Nom.		68		69	67		68	
Operation range	Air side	Cooling	Min.~Max.	-20 ~46						
Refrigerant	Type/GWP			R-134a/1,430						
		Charge		40	45	50	55	60	65	
	Circuits	Quantity		1						
Piping connections	Evaporator water inlet/outlet (OD)			88.9mm			139.7mm			
Unit	Starting current	Max		A						
	Running current	Cooling	Nom.	176.6	207.4	232.7	236.3	253.2	273.8	
		Max		220	258	285	293	352	404	
Power supply	Phase/Frequency/Voltage			Hz/V 3~/50/400						

EWAD-TZPRD				530	575	615	675	735	
SEER				6.421	6.322	6.325	6.183	6.254	
Cooling capacity	Nom.			524.8	566.5	612.5	669.9	726	
Power input	Cooling	Nom.		139	155.2	166.8	190.7	208.2	
Capacity control	Method			Stepless					
	Minimum capacity			13	12	11	10		
EER				3.8	3.7		3.5		
IPLV				6.7	6.6	6.5	6.4	6.5	
Dimensions	Unit	Height	mm	2,553					
		Width	mm	2,238					
		Depth	mm	7,960			9,040		
Weight	Unit			5,949		6,431		6,547	
		Operation weight		6,279	6,284	6,771	6,781	6,945	
Air heat exchanger	Type			Microchannel					
Compressor	Type			Screw compressor					
	Quantity			2					
Fan	Type			Direct propeller					
		Quantity		14			16		
	Air flow rate	Cooling	Nom.	66,100			75,540		
Sound power level	Cooling	Nom.		91			92		
Sound pressure level	Cooling	Nom.		69			70		
Operation range	Air side	Cooling	Min.~Max.	-20 ~46					
Refrigerant	Type/GWP			R-134a/1,430					
		Charge		75	80	85	95	100	
	Circuits	Quantity		2					
Piping connections	Evaporator water inlet/outlet (OD)			168.3mm					
Unit	Starting current	Max		A					
	Running current	Cooling	Nom.	324.3	352.5	381.3	422.7	448	
		Max		399	429	468	508	535	
Power supply	Phase/Frequency/Voltage			Hz/V 3~/50/400					



MicroTech 4



EWAD-TZPRD

EWAD-TZPRD				810	890	960	C10	H10	H11		
SEER				6.51	6.771	6.598	6.661	6.515	6.683		
Cooling capacity	Nom.			kW	801.7	876.7	948.2	993	1,061		
Power input	Cooling	Nom.		kW	222.8	240.2	271.1	280	312.2		
Capacity control	Method			Stepless							
	Minimum capacity			%	10	14	13	12	11		
EER				3.6		3.5		3.4	3.5		
IPLV				6.8	7.1	6.9		6.7	7		
Dimensions	Unit	Height		mm							
		Width		mm		2,553					
		Depth		mm		10,120		11,200		12,280	
Weight	Unit			kg		7,505	7,762	8,243	8,918		
	Operation weight			kg		8,096	8,363	8,864	8,874	9,635	
Air heat exchanger	Type			Microchannel							
Compressor	Type			Screw compressor							
	Quantity			2							
Fan	Type			Direct propeller							
	Quantity			18				20		22	
	Air flow rate	Cooling	Nom.	l/s		84,980		94,420		103,870	
Sound power level	Cooling	Nom.		dBA		94	90	91	92	93	
Sound pressure level	Cooling	Nom.		dBA		72	68	69		70	
Operation range	Air side	Cooling	Min.~Max.		°CDB		-20 ~46				
Refrigerant	Type/GWP			R-134a/1,430							
	Charge			kg		110	120	130	140	150	160
	Circuits			Quantity		2					
Piping connections	Evaporator water inlet/outlet (OD)			219.1mm							
Unit	Starting current			Max		A					
	Running	Cooling	Nom.		A		475.1	501.2	547.7	568.5	616.6
	current	Max		A		573	616	672	709	761	796
Power supply	Phase/Frequency/Voltage			Hz/V		3~/50/400					

EWAD-TZPRD				C12	H12	H13	H14	H15		
SEER				6.555	6.433	6.432	6.055	5.932		
Cooling capacity	Nom.			kW	1,190	1,282	1,356	1,544		
Power input	Cooling	Nom.		kW	357.7	389.9	410.4	469.4		
Capacity control	Method			Stepless						
	Minimum capacity			%		10	15		14	
EER				3.3		3.5		3.3		
IPLV				6.7		6.6		6.3	6.1	
Dimensions	Unit	Height		mm						
		Width		mm		2,553				
		Depth		mm		12,280		13,360		
Weight	Unit			kg		8,918	9,775	10,256	10,925	
	Operation weight			kg		9,640	10,966	11,457	12,141	12,156
Air heat exchanger	Type			Microchannel						
Compressor	Type			Screw compressor						
	Quantity			2						
Fan	Type			Direct propeller						
	Quantity			22				24		
	Air flow rate	Cooling	Nom.	l/s		103,870		113,320		
Sound power level	Cooling	Nom.		dBA		95	96	95	93	
Sound pressure level	Cooling	Nom.		dBA		72	74	72	69	70
Operation range	Air side	Cooling	Min.~Max.		°CDB		-20 ~46			
Refrigerant	Type/GWP			R-134a/1,430						
	Charge			kg		165	180	190	205	220
	Circuits			Quantity		2				
Piping connections	Evaporator water inlet/outlet (OD)			219.1mm		273mm				
Unit	Starting current			Max		A				
	Running	Cooling	Nom.		A		692.2	742.3	780.3	784.9
	current	Max		A		845	893	951	1,039	1,135
Power supply	Phase/Frequency/Voltage			Hz/V		3~/50/400				

Inverter screw cooling only with BLU efficiency. Standard sound.

- HFO R-1234ze(E) Refrigerant with Ozone Depletion Potential equal to zero and extremely low Global Warming Potential
- New generation of air-cooled inverter series with extension of capacity range: Nominal capacity up to 1,600 kW
- New single screw compressor geometry allowing performance optimisation
- Refrigerant cooled inverter mounted on compressor all across the range
- Premium energy efficiency both at full and part load conditions
- Best capacity with smallest footprint
- Microchannel coils
- Unique fully integrated active harmonic filtration solution
- Performance monitoring
- MicroTech 4 controller: sophisticated adaptive software logic for stable operating conditions

EWAH-TZBSD				235	255	300	350	400	400	420
SEER				4.491	4.373	4.355	4.666	4.428	4.588	4.601
Cooling capacity	Nom.			235.4	255.6	301.6	359.8	398.5		417.2
Power input	Cooling	Nom.		79.49	92.42	118.2	117.9	140.7		151.4
Capacity control	Method			Stepless						
	Minimum capacity			19	17	14	23	12	20	19
EER				2.961	2.766	2.552	3.052	2.832		2.755
IPLV				4.484	4.419	4.369	4.683	4.411	4.584	4.558
Dimensions	Unit	Height	mm	2,553						
		Width	mm	2,238						
		Depth	mm	2,560			3,640	4,720	3,640	
Weight	Unit			2,559		2,589	3,486	3,751	3,486	
	Operation weight		kg	2,589	2,594	2,629	3,536	3,806	3,541	
Air heat exchanger	Type			Microchannel						
Compressor	Type			Screw compressor						
	Quantity			1		2		1		
Fan	Type			Direct propeller						
	Quantity			4		6	8	6		
	Air flow rate	Cooling	Nom.	25,490	25,493	38,240	50,987	38,240		
Sound power level	Cooling	Nom.	dBA	97.5	99.8	101.2	96.7	97.5	97.6	97.7
Sound pressure level	Cooling	Nom.	dBA	78.41	80.65	82.11	76.96	77.19	77.88	78
Operation range	Air side	Cooling	Min.~Max.	5 ~46						
Refrigerant	Type/GWP			R-1234(ze)/7						
	Charge			30	35	40	50	55		
	Circuits	Quantity		1		2		1		
Piping connections	Evaporator water inlet/outlet (OD)			88.9mm			139.7mm			
Unit	Starting current			A						
	Running	Cooling	Nom.	159	181	219	221	255		271
	current	Max	A	204	227	268	291	334		355
Power supply	Phase/Frequency/Voltage			Hz/V						
				3~/50/400						

EWAH-TZBSD				425	455	485	505	545	545	590
SEER				4.571	4.593	4.603	4.565	4.557	4.595	4.568
Cooling capacity	Nom.			425.2	448.8	487.5	500	537.5		576.1
Power input	Cooling	Nom.		135.6	176.2	162	204.3	202.2		201.2
Capacity control	Method			Stepless						
	Minimum capacity			11	17	10	15	10		
EER				3.137	2.547	3.009	2.447	2.658		2.864
IPLV				4.407	4.537	4.451	4.523	4.492	4.462	4.402
Dimensions	Unit	Height	mm	2,553						
		Width	mm	2,238						
		Depth	mm	4,720	3,640	4,720	3,640	4,720		5,800
Weight	Unit			3,751	3,486	3,941	3,871	4,353	3,971	4,422
	Operation weight		kg	3,811	3,546	4,006	3,941	4,428	4,046	4,502
Air heat exchanger	Type			Microchannel						
Compressor	Type			Screw compressor						
	Quantity			2	1	2	1	2		
Fan	Type			Direct propeller						
	Quantity			8	6	8	6	8	10	
	Air flow rate	Cooling	Nom.	50,987	38,240	50,987	38,240	50,990	50,987	63,733
Sound power level	Cooling	Nom.	dBA	100.4	100.3	100.6	101.9	103	102.8	103.9
Sound pressure level	Cooling	Nom.	dBA	80.12	80.61	80.29	82.2	82.7	82.53	83.21
Operation range	Air side	Cooling	Min.~Max.	5 ~46						
Refrigerant	Type/GWP			R-1234(ze)/7						
	Charge			60		65	70	75		80
	Circuits	Quantity		2	1	2	1	2		
Piping connections	Evaporator water inlet/outlet (OD)			139.7mm		168.3mm	139.7mm		168.3mm	
Unit	Starting current			A						
	Running	Cooling	Nom.	274	308	321	351		391	
	current	Max	A	358	396	406	435	463	452	494
Power supply	Phase/Frequency/Voltage			Hz/V						
				3~/50/400						



EWAH-TZBSD



MicroTech 4

		EWAH-TZBSD		635	745	785	845	900	985	C11	
SEER				4.612	4.792	4.758	4.774	4.766	4.72	4.71	
Cooling capacity	Nom.			633.2	742.7	786.2	842.9	899	983.8	1,104	
Power input	Cooling Nom.			226.9	238.6	261.4	287.6	302.2	350.9	391.1	
Capacity control	Method			Stepless							
	Minimum capacity		%	10	12	11	10				
EER				2.791	3.113	3.007	2.931	2.974	2.804	2.823	
IPLV				4.452	4.741	4.716	4.722	4.692	4.624	4.623	
Dimensions	Unit	Height	mm	2,553							
		Width	mm	2,238							
		Depth	mm	5,800	6,880			7,960		9,040	
Weight	Unit	kg	4,452	5,370		5,614	6,096	6,185	7,352		
		Operation weight	kg	4,537	5,470	5,480	5,729	6,221	6,320	7,507	
Air heat exchanger	Type	Microchannel									
Compressor	Type	Screw compressor									
	Quantity	2									
Fan	Type	Direct propeller									
	Quantity		10	12			14		16		
	Air flow rate	Cooling Nom.	l/s	63,733	76,480			89,233		101,980	
Sound power level	Cooling Nom.		dBA	104.6	99.7	100.3	100.6	101.5	103.2	105.1	
Sound pressure level	Cooling Nom.		dBA	83.83	78.53	79.14	79.46	79.93	81.67	83.17	
Operation range	Air side	Cooling	Min.~Max.	°CDB							
				5 ~46							
Refrigerant	Type/GWP	R-1234(ze)/7									
	Charge		kg	85	100	110	115	125	135	155	
	Circuits	Quantity		2							
Piping connections	Evaporator water inlet/outlet (OD)				168.3mm		219.1mm		273mm		
Unit	Starting current	Max	A	0							
		Running	Cooling Nom.	A	425	445	480	519	544	617	682
		current	Max	A	536	581	624	667	719	801	889
Power supply	Phase/Frequency/Voltage		Hz/V	3~/50/400							

		EWAH-TZBSD		H11	C13	H13	H14	C15	H15	
SEER				4.65	5.062	5.043	5.041	4.983	4.984	
Cooling capacity	Nom.			1,177	1,315	1,386	1,474	1,535	1,586	
Power input	Cooling Nom.			436	423.5	471	508.7	563.3	580.5	
Capacity control	Method	Stepless								
	Minimum capacity		%	10	12	11	10			
EER				2.699	3.105	2.943	2.898	2.725	2.732	
IPLV				4.543	5.285	5.263	5.232	5.165	5.15	
Dimensions	Unit	Height	mm	2,553						
		Width	mm	2,238						
		Depth	mm	9,040	10,120			11,200		12,280
Weight	Unit	kg	7,352	8,279		8,760		9,242		
		Operation weight	kg	7,517	8,459	8,469	8,965	8,975	9,462	
Air heat exchanger	Type	Microchannel								
Compressor	Type	Screw compressor								
	Quantity	2								
Fan	Type	Direct propeller								
	Quantity		16	18			20		22	
	Air flow rate	Cooling Nom.	l/s	101,980	114,720			127,467		140,213
Sound power level	Cooling Nom.		dBA	106.9	104.3	105.2	106.1	107	107.5	
Sound pressure level	Cooling Nom.		dBA	84.97	82.09	82.94	83.56	84.45	84.63	
Operation range	Air side	Cooling	Min.~Max.	°CDB						
				5 ~46						
Refrigerant	Type/GWP	R-1234(ze)/7								
	Charge		kg	165	180	190	205	215	220	
	Circuits	Quantity		2						
Piping connections	Evaporator water inlet/outlet (OD)				273mm					
Unit	Starting current	Max	A	0						
		Running	Cooling Nom.	A	748	733	804	862	943	971
		current	Max	A	927	1,015	1,106	1,383	1,330	1,400
Power supply	Phase/Frequency/Voltage		Hz/V	3~/50/400						

Inverter screw with SILVER efficiency. Standard sound.

- HFO R-1234ze(E) Refrigerant with Ozone Depletion Potential equal to zero and extremely low Global Warming Potential
- New generation of air-cooled inverter series with extension of capacity range: Nominal capacity up to 1,600 kW
- New single screw compressor geometry allowing performance optimisation
- Refrigerant cooled inverter mounted on compressor all across the range
- Premium energy efficiency both at full and part load conditions
- Best capacity with smallest footprint
- Microchannel coils
- Unique fully integrated active harmonic filtration solution
- Performance monitoring
- MicroTech 4 controller: sophisticated adaptive software logic for stable operating conditions

				EWAH-TZSSD													
				240		265		295		370		400		415		450	
SEER				5.606		5.489		5.354		5.624		5.379		5.498		5.506	
Cooling capacity	Nom.			242.1		264.9		296.5		366.7		402.3		408.8		447.1	
Power input	Cooling	Nom.		75.33		86.23		98.15		112.9		121.5		133.5		144.5	
Capacity control	Method			Stepless													
	Minimum capacity			19		17		15		23		12		20		19	
EER				3.214		3.072		3.021		3.248		3.312		3.062		3.094	
IPLV				5.624		5.53		5.387		5.92		5.48		5.755		5.738	
Dimensions	Unit	Height		mm													
		Width		mm													
		Depth		mm													
Weight	Unit	Operation weight		3,041		3,071		3,071		3,968		4,233		3,968		4,032	
				3,076		3,111		4,018		4,288		4,023		4,092			
Air heat exchanger	Type			Microchannel													
Compressor	Type			Screw compressor													
	Quantity			1						2				1			
Fan	Unit	Type		Direct propeller													
		Quantity		6		8		10		8							
	Air flow rate	Cooling	Nom.	38,240		50,990		63,733		50,990							
Sound power level	Cooling	Nom.		97.9		100		102.3		97.1		98		98.1			
Sound pressure level	Cooling	Nom.		78.18		80.27		82.57		76.87		77.09		77.71		77.82	
Operation range	Air side	Cooling	Min.~Max.	°CDB													
Refrigerant	Type/GWP			R-1234(ze)/7													
	Charge			35		40		50		55		60					
	Circuits			1						2		1					
Piping connections	Evaporator water inlet/outlet (OD)			88.9mm				139.7mm									
Unit	Starting current			A													
	Running	Cooling	Nom.	158.4		177.6		198.4		226.8		259.9		254		271.3	
	current	Max		214		237		259		302		345		344		365	
Power supply	Phase/Frequency/Voltage			Hz/V													
				3~/50/400													

				EWAH-TZSSD															
				470		490		535		540		595		630		690			
SEER				5.211		5.512		5.252		5.592		5.291		5.221		5.538			
Cooling capacity	Nom.			468.8		485.8		508.7		533.5		592.4		626.5		696.4			
Power input	Cooling	Nom.		149.2		166.9		162.3		183.6		188.6		206.3		214.1			
Capacity control	Method			Stepless															
	Minimum capacity			10		17		10		15		10		13					
EER				3.143		2.911		3.134		2.906		3.141		3.037		3.252			
IPLV				5.317		5.593		5.351		5.607		5.392		5.316		5.64			
Dimensions	Unit	Height		mm															
		Width		mm															
		Depth		mm															
Weight	Unit	Operation weight		5,800		4,720		5,800		4,834		4,934		6,880		5,370			
				4,298		4,097		4,492		4,909		5,014		5,019		5,465			
Air heat exchanger	Type			Microchannel															
Compressor	Type			Screw compressor															
	Quantity			2		1		2		1		2							
Fan	Unit	Type		Direct propeller															
		Quantity		10		8		10		12									
	Air flow rate	Cooling	Nom.	63,733		50,990		63,733		76,480									
Sound power level	Cooling	Nom.		100.7		100.5		101.3		102.2		104.3		105.1		99			
Sound pressure level	Cooling	Nom.		79.96		80.28		80.56		81.47		83.15		83.92		77.8			
Operation range	Air side	Cooling	Min.~Max.	°CDB															
Refrigerant	Type/GWP			R-1234(ze)/7															
	Charge			65		70		75		80		85		95					
	Circuits			2		1		2		1		2							
Piping connections	Evaporator water inlet/outlet (OD)			139.7mm				168.3mm				139.7mm				168.3mm			
Unit	Starting current			A															
	Running	Cooling	Nom.	309		304.8		332.2		334.3		381.9		412.4		425.7			
	current	Max		405		406		428		455		495		526		538			
Power supply	Phase/Frequency/Voltage			Hz/V															
				3~/50/400															



EWAH-TZSSD



MicroTech 4

				EWAH-TZSSD		740	795	855	910	980	C10	C11		
SEER						5.452	5.539	5.505	5.532		5.53	5.489		
Cooling capacity	Nom.					kW	741.3	795.3	854.3	909.5	983.4	1,113		
Power input	Cooling	Nom.					kW	236.7	254.1	278.9	294	322.6	341.1	365.2
Capacity control	Method								Stepless					
	Minimum capacity								10					
EER									11					
IPLV									10					
Dimensions	Unit	Height							2,553					
		Width							2,238					
		Depth							6,880		7,960			
Weight	Unit									9,040		10,120		
	Operation weight									10,120		11,200		
Air heat exchanger	Type								Microchannel					
Compressor	Type								Screw compressor					
	Quantity								2					
Fan	Type								Direct propeller					
	Quantity									12		14		
	Air flow rate	Cooling	Nom.							16		18		
Sound power level	Cooling	Nom.							101,908		114,714		127,460	
Sound pressure level	Cooling	Nom.							101.6		103		104.1	
Operation range	Air side	Cooling	Min.~Max.							-20 ~46				
Refrigerant	Type/GWP								R-1234(ze)/7					
	Charge									125		135		
	Circuits	Quantity								2				
Piping connections	Evaporator water inlet/outlet (OD)								168.3mm		219.1mm		273mm	
Unit	Starting current	Max								0				
	Running	Cooling	Nom.							456.1		483.2		
	current	Max								581		634		
Power supply	Phase/Frequency/Voltage										3~/50/400			

				EWAH-TZSSD		C12	H12	H13	C14	C15	H15					
SEER									5.339		5.735					
Cooling capacity	Nom.									5.652		5.723				
Power input	Cooling	Nom.									5.774		5.686			
Capacity control	Method										Stepless					
	Minimum capacity										10					
EER											2.906		3.248			
IPLV											5.254		6.207			
Dimensions	Unit	Height									2,553					
		Width									2,238					
		Depth									11,200		12,280			
Weight	Unit											13,360				
	Operation weight											8,315		8,760		
Air heat exchanger	Type										8,955		9,447			
Compressor	Type										Screw compressor					
	Quantity										2					
Fan	Type										Direct propeller					
	Quantity											20		22		
	Air flow rate	Cooling	Nom.									140,206		152,952		
Sound power level	Cooling	Nom.									107		104.4			
Sound pressure level	Cooling	Nom.									84.42		81.86			
Operation range	Air side	Cooling	Min.~Max.									-20 ~46				
Refrigerant	Type/GWP										R-1234(ze)/7					
	Charge											170		185		
	Circuits	Quantity										2				
Piping connections	Evaporator water inlet/outlet (OD)										273mm					
Unit	Starting current	Max										0				
	Running	Cooling	Nom.									741.8		732.3		
	current	Max										948		1,025		
Power supply	Phase/Frequency/Voltage												3~/50/400			

Inverter screw with GOLD efficiency. Standard sound.

- HFO R-1234ze(E) Refrigerant with Ozone Depletion Potential equal to zero and extremely low Global Warming Potential
- New generation of air-cooled inverter series with extension of capacity range: Nominal capacity up to 1,600 kW
- New single screw compressor geometry allowing performance optimisation
- Refrigerant cooled inverter mounted on compressor all across the range
- Premium energy efficiency both at full and part load conditions
- Best capacity with smallest footprint
- Microchannel coils
- Unique fully integrated active harmonic filtration solution
- Performance monitoring
- MicroTech 4 controller: sophisticated adaptive software logic for stable operating conditions

EWAH-TZXSD				220	230	275	300	350	400
SEER				5.528	5.478	5.899	5.78	6.259	6.127
Cooling capacity	Nom.			219.8	323.4	275.1	299.3	348.7	397.5
Power input	Cooling	Nom.		67.79	74.71	82.02	92.55	99.59	122.1
Capacity control	Method			Stepless					
	Minimum capacity			22	20	18	16	25	22
EER				3.243	3.111	3.354	3.234	3.501	3.256
IPLV				6.035	5.988	6.156	6.085	6.684	6.588
Dimensions	Unit	Height	mm	2,553					
		Width	mm	2,238					
		Depth	mm	2,560	3,640			4,720	
Weight	Unit			2,731	3,242			4,023	
		Operation weight		2,761	3,277	3,282	4,068	4,078	
Air heat exchanger	Type			Microchannel					
Compressor	Type			Screw compressor					
	Quantity			1					
Fan	Type			Direct propeller					
		Quantity		4	6			8	
	Air flow rate	Cooling	Nom.	22,620	33,930			45,240	
Sound power level	Cooling	Nom.	dBA	97.3	97.5	100.2	100.8	97.3	99.8
Sound pressure level	Cooling	Nom.	dBA	78.13	78.36	80.42	81.11	77.01	79.55
Operation range	Air side	Cooling	Min.~Max.	-20 ~46					
Refrigerant	Type/GWP			R-1234(ze)/7					
		Charge		30	35	40	45	55	
	Circuits	Quantity		1					
Piping connections	Evaporator water inlet/outlet (OD)			88.9mm			139.7mm		
Unit	Starting current			0					
	Running	Cooling	Nom.	145.1	157.4	175.8	194.2	211.3	243.1
	current	Max		172	183	214	236	269	310
Power supply	Phase/Frequency/Voltage			3~/50/400					

EWAH-TZXSD				465	470	515	540	545	600	
SEER				5.999	6.336	6.198	5.64	6.108	6.04	
Cooling capacity	Nom.			471.7	466	504.2	534.5	543.9	602.4	
Power input	Cooling	Nom.		135.2	139.9	159.8	152.6	155.1	178.4	
Capacity control	Method			Stepless						
	Minimum capacity			10	19	17	30	10		
EER				3.488	3.331	3.156	3.503	3.508	3.376	
IPLV				6.223	6.632	6.422	5.95	6.381	6.28	
Dimensions	Unit	Height	mm	2,553						
		Width	mm	2,238						
		Depth	mm	6,880	5,800			6,880		
Weight	Unit			4,886	4,569			5,323	5,105	5,157
		Operation weight		4,951	4,634	4,639	5,398	5,180	5,242	
Air heat exchanger	Type			Microchannel						
Compressor	Type			Screw compressor						
	Quantity			2						
Fan	Type			Direct propeller						
		Quantity		12	10			12		
	Air flow rate	Cooling	Nom.	67,860	56,540			67,860		
Sound power level	Cooling	Nom.	dBA	100.6	104.5	101.7	98.8	100.9	105.5	
Sound pressure level	Cooling	Nom.	dBA	79.43	83.77	80.97	78.1	79.75	84.34	
Operation range	Air side	Cooling	Min.~Max.	-20 ~46						
Refrigerant	Type/GWP			R-1234(ze)/7						
		Charge		65	70	75	85			
	Circuits	Quantity		2	1			2		
Piping connections	Evaporator water inlet/outlet (OD)			139.7mm			168.3mm			
Unit	Starting current			0						
	Running	Cooling	Nom.	299	276.8	306.6	296.2	334.4	375.7	
	current	Max		364	357	394	414	406	448	
Power supply	Phase/Frequency/Voltage			3~/50/400						



EWAH-TZXSD



MicroTech 4

		EWAH-TZXSD		620	645	700	750	790	840		
SEER				5.558	6.211	6.102	6.362	6.407	6.296		
Cooling capacity	Nom.			617	641.9	697.1	752.7	788.8	841.2		
Power input	Cooling Nom.			191	186	209.1	219	225.9	249.4		
Capacity control	Method			Stepless							
	Minimum capacity		%	25	14	13	12		11		
EER				3.231	3.452	3.334	3.437	3.491	3.373		
IPLV				5.741	6.446	6.347	6.608	6.64	6.479		
Dimensions	Unit	Height	mm	2,553							
			Width	2,238							
			Depth	mm	5,800	6,880		7,960	9,040		
Weight	Unit	kg	5,323	5,414		6,151	6,633				
		Operation weight	kg	5,408	5,504	5,509	6,256	6,743	6,748		
Air heat exchanger	Type	Microchannel									
Compressor	Type	Screw compressor									
	Quantity	1		2							
Fan	Type	Direct propeller									
	Quantity	10		12		14		16			
	Air flow rate	Cooling	Nom.	l/s	56,540	67,860		79,170	90,480		
Sound power level	Cooling	Nom.		dBA	100.5	98.1	100.1	100.9	101.5	102.8	
Sound pressure level	Cooling	Nom.		dBA	79.81	76.91	78.9	79.3	79.61	80.92	
Operation range	Air side	Cooling	Min.~Max.	°CDB	-20 ~46						
Refrigerant	Type/GWP	R-1234(ze)/7									
	Charge			kg	85	90	95	105	110	115	
	Circuits	Quantity			1	2					
Piping connections	Evaporator water inlet/outlet (OD)			mm	139.7mm	168.3mm		219.1mm			
Unit	Starting current	Max		A	0						
		Running	Cooling	Nom.	A	353.5	388.6	428.2	445.5	457.9	493.4
		current	Max	A	491	472	517	527	579	618	
Power supply	Phase/Frequency/Voltage			Hz/V	3~/50/400						

		EWAH-TZXSD		900	975	H10	H11	H12	H13		
SEER				6.195	6.234	6.183	5.865	5.933	5.988		
Cooling capacity	Nom.			897.2	972.1	1,082	1,184	1,275	1,383		
Power input	Cooling Nom.			273.7	299.9	326.1	346.2	380	415.3		
Capacity control	Method			Stepless							
	Minimum capacity		%		10		14	13	12		
EER				3.278	3.242	3.318	3.42	3.355	3.33		
IPLV				6.36	6.383	6.42	6.367	6.514	6.481		
Dimensions	Unit	Height	mm	2,553							
			Width	2,238							
			Depth	mm	9,040	10,120	11,200		12,280	13,360	
Weight	Unit	kg	6,722	7,203	8,091	8,760		9,242	9,723		
		Operation weight	kg	6,847	7,338	8,241	8,925	9,417	9,913		
Air heat exchanger	Type	Microchannel									
Compressor	Type	Screw compressor									
	Quantity	2									
Fan	Type	Direct propeller									
	Quantity	16		18	20		22		24		
	Air flow rate	Cooling	Nom.	l/s	90,480	101,772	113,080		124,388	135,696	
Sound power level	Cooling	Nom.		dBA	105.1	106.8	104.7	102.7	103.6	104.5	
Sound pressure level	Cooling	Nom.		dBA	83.2	84.61	82.17	80.14	80.78	81.43	
Operation range	Air side	Cooling	Min.~Max.	°CDB	-20 ~46						
Refrigerant	Type/GWP	R-1234(ze)/7									
	Charge			kg	125	135	150	165	175	190	
	Circuits	Quantity			2						
Piping connections	Evaporator water inlet/outlet (OD)			mm	219.1mm		273mm				
Unit	Starting current	Max		A	0						
		Running	Cooling	Nom.	A	530.6	575.7	623.9	651.9	708.1	768.7
		current	Max	A	655	702	787	902	992	1,090	
Power supply	Phase/Frequency/Voltage			Hz/V	3~/50/400						

Inverter screw with GOLD efficiency. Reduced sound.

- HFO R-1234ze(E) Refrigerant with Ozone Depletion Potential equal to zero and extremely low Global Warming Potential
- New generation of air-cooled inverter series with extension of capacity range: Nominal capacity up to 1,600 kW
- New single screw compressor geometry allowing performance optimisation
- Refrigerant cooled inverter mounted on compressor all across the range
- Premium energy efficiency both at full and part load conditions
- Best capacity with smallest footprint
- Microchannel coils
- Unique fully integrated active harmonic filtration solution
- Performance monitoring
- MicroTech 4 controller: sophisticated adaptive software logic for stable operating conditions

EWAH-TZXRD				220	230	275	300	350	400	
SEER				5.404	5.363	5.942	5.775	6.188	6.026	
Cooling capacity	Nom.			216.3	228.3	271.7	295.3	345.2	393.5	
Power input	Cooling	Nom.		68.5	75.92	81.59	92.45	98.6	122.2	
Capacity control	Method			Stepless						
	Minimum capacity			22	20	18	16	25	22	
EER				3.157	3.007	3.33	3.194	3.501	3.219	
IPLV				6.058	6.007	6.144	6.065	6.641	6.619	
Dimensions	Unit	Height	mm	2,553						
		Width	mm	2,238						
		Depth	mm	2,680	3,760			4,840		
Weight	Unit	kg	2,851	3,362			4,143			
		Operation weight	kg	2,761	3,277	3,282	4,068	4,078		
Air heat exchanger	Type			Microchannel						
Compressor	Type			Screw compressor						
	Quantity			1						
Fan	Unit	Type			Direct propeller					
		Quantity		4	6			8		
	Air flow rate	Cooling	Nom.	18,890	28,330			37,770		
Sound power level	Cooling	Nom.	dBA	86.7	86.9	89.3	89.9	87.9	89.4	
Sound pressure level	Cooling	Nom.	dBA	67.62	67.78	69.6	70.14	67.59	69.17	
Operation range	Air side	Cooling	Min.~Max.	-20 ~46						
Refrigerant	Type/GWP			R-1234(ze)/7						
	Charge			30	35	40	45	55		
	Circuits	Quantity		1						
Piping connections	Evaporator water inlet/outlet (OD)			88.9mm			139.7mm			
Unit	Starting current	Max		A						
		Running	Cooling	Nom.	150.2	163.3	180.6	199.6	216.9	249.8
		current	Max	A	172	183	214	236	269	310
Power supply	Phase/Frequency/Voltage			Hz/V 3~/50/400						

EWAH-TZXRD				465	470	515	540	545	600	
SEER				6.02	6.284	6.103	5.588	6.133	6.042	
Cooling capacity	Nom.			467.2	461.6	497.8	528	537.6	594.3	
Power input	Cooling	Nom.		132.7	139.1	159.9	153.8	153.6	178.3	
Capacity control	Method			Stepless						
	Minimum capacity			10	19	17	30	10		
EER				3.52	3.319	3.112	3.434	3.494	3.334	
IPLV				6.273	6.667	6.49	5.796	6.414	6.301	
Dimensions	Unit	Height	mm	2,553						
		Width	mm	2,238						
		Depth	mm	7,000	5,920			7,000		
Weight	Unit	kg	5,006	4,689			5,443	5,225	5,277	
		Operation weight	kg	4,951	4,634	4,639	5,398	5,180	5,242	
Air heat exchanger	Type			Microchannel						
Compressor	Type			Screw compressor						
	Quantity			2	1			2		
Fan	Unit	Type			Direct propeller					
		Quantity		12	10			12		
	Air flow rate	Cooling	Nom.	56,660	47,213			56,660		
Sound power level	Cooling	Nom.	dBA	90.5	93.3	91.1	89.2	90.8	94.2	
Sound pressure level	Cooling	Nom.	dBA	69.38	72.53	70.32	68.42	69.59	73.07	
Operation range	Air side	Cooling	Min.~Max.	-20 ~46						
Refrigerant	Type/GWP			R-1234(ze)/7						
	Charge			65	70	75	85			
	Circuits	Quantity		2	1			2		
Piping connections	Evaporator water inlet/outlet (OD)			139.7mm			168.3mm			
Unit	Starting current	Max		A						
		Running	Cooling	Nom.	305.9	283.6	314.9	306.1	343.5	386.6
		current	Max	A	364	357	394	414	406	448
Power supply	Phase/Frequency/Voltage			Hz/V 3~/50/400						



EWAH-TZXRD



MicroTech 4

				EWAH-TZXRD		620	645	700	750	790	840	
SEER						5.467	6.207	6.095	6.392	6.417	6.318	
Cooling capacity	Nom.					6071	632.8	687.3	743.4	780.8	831.9	
Power input	Cooling	Nom.					194.4	186.7	211.1	225.2	250.2	
Capacity control	Method						Stepless					
	Minimum capacity						25	14	13	12	11	
EER							3.123	3.389	3.255	3.379	3.467	3.325
IPLV							5.64	6.46	6.317	6.633	6.648	6.52
Dimensions	Unit	Height					2,553					
		Width					2,238					
		Depth					5,920	7,000	8,080	9,160		
Weight	Unit					5,443	5,534	6,271	6,753			
		Operation weight				5,408	5,504	5,509	6,256	6,743	6,748	
Air heat exchanger	Type						Microchannel					
Compressor	Type						Screw compressor					
	Quantity						1		2			
Fan	Type					Direct propeller						
		Quantity					10	12	14	16		
	Air flow rate	Cooling	Nom.			47,213	56,660	66,098	75,540			
Sound power level	Cooling	Nom.					90.2	89.1	90.2	91	91.6	92.4
Sound pressure level	Cooling	Nom.					69.5	67.94	69.04	69.4	69.68	70.53
Operation range	Air side	Cooling	Min.~Max.					-20 ~46				
Refrigerant	Type/GWP						R-1234(ze)/7					
	Charge					85	90	95	105	110	115	
	Circuits	Quantity				1		2				
Piping connections	Evaporator water inlet/outlet (OD)				139.7mm	168.3mm			219.1mm			
Unit	Starting current	Max					A					
		Running	Cooling	Nom.			366.7	401.1	433.8	454.5	470	507.6
		current	Max			491	472	517	527	579	618	
Power supply	Phase/Frequency/Voltage						Hz/V					
				3~/50/400								

				EWAH-TZXRD		900	975	H10	H11	H12	H13	
SEER							6.216	6.252	6.226	5.875	5.942	5.987
Cooling capacity	Nom.					886	959.8	1,066	1,167	1,257	1,363	
Power input	Cooling	Nom.					276	301.6	327.9	351.2	384.5	419.4
Capacity control	Method						Stepless					
	Minimum capacity						10		14	13	12	
EER							3.21	3.182	3.251	3.323	3.268	3.251
IPLV							6.407	6.445	6.447	6.498	6.388	6.435
Dimensions	Unit	Height					2,553					
		Width					2,238					
		Depth					9,160	10,240	11,320	12,400	13,480	
Weight	Unit					6,842	7,323	8,211	8,880	9,362	9,843	
		Operation weight				6,847	7,338	8,241	8,925	9,417	9,913	
Air heat exchanger	Type						Microchannel					
Compressor	Type						Screw compressor					
	Quantity						2					
Fan	Type					Direct propeller						
		Quantity					16	18	20	22	24	
	Air flow rate	Cooling	Nom.			75,540	84,983	94,425	103,868	113,320		
Sound power level	Cooling	Nom.					94.1	95.6	94.1	92.7	93.4	94.2
Sound pressure level	Cooling	Nom.					72.22	73.4	71.53	70.14	70.59	71.07
Operation range	Air side	Cooling	Min.~Max.					-20 ~46				
Refrigerant	Type/GWP						R-1234(ze)/7					
	Charge					125	135	150	165	175	190	
	Circuits	Quantity						2				
Piping connections	Evaporator water inlet/outlet (OD)				219.1mm				273mm			
Unit	Starting current	Max					A					
		Running	Cooling	Nom.			547.1	592.9	642.8	675.5	732.6	793.9
		current	Max			655	702	787	902	992	1,090	
Power supply	Phase/Frequency/Voltage						Hz/V					
				3~/50/400								

Inverter screw with PLATINUM efficiency. Standard sound.

- HFO R-1234ze(E) Refrigerant with Ozone Depletion Potential equal to zero and extremely low Global Warming Potential
- New generation of air-cooled inverter series with extension of capacity range: Nominal capacity up to 1,600 kW
- New single screw compressor geometry allowing performance optimisation
- Refrigerant cooled inverter mounted on compressor all across the range
- Premium energy efficiency both at full and part load conditions
- Best capacity with smallest footprint
- Microchannel coils
- Unique fully integrated active harmonic filtration solution
- Performance monitoring
- MicroTech 4 controller: sophisticated adaptive software logic for stable operating conditions

EWAH-TZPSD				225	265	295	340	395	420		
SEER				6.234	6.353	6.334	6.977	6.709	6.849		
Cooling capacity	Nom.			227.3	266.6	293.6	336.7	392	421.5		
Power input	Cooling	Nom.		61.76	71.25	81.63	84.16	105.1	113.2		
Capacity control	Method			Stepless							
	Minimum capacity			22	19	17	28	23	22		
EER				3.6	3.618	3.499	3.853	3.651	3.612		
IPLV				6.688	6.689	6.595	7.437	7.042	7.251		
Dimensions	Unit	Height	mm	2,553							
		Width	mm	2,238							
		Depth	mm	3,640	4,720		5,800		6,880		
Weight	Unit	kg	3,212	3,724		4,569		5,050			
		Operation weight	kg	3,242	3,759	3,764	4,614	4,624	5,110		
Air heat exchanger	Type			Microchannel							
Compressor	Type			Screw compressor							
	Quantity			1							
Fan	Unit	Type			Direct propeller						
		Quantity				6	8	10	12		
	Air flow rate	Cooling	Nom.	l/s	33,930	45,240		56,540	67,848		
Sound power level	Cooling	Nom.		dBA	97.5	98.1	102.6	95.7	98.7		
Sound pressure level	Cooling	Nom.		dBA	77.74	77.83	82.3	75	77.94		
Operation range	Air side	Cooling	Min.~Max.	°CDB	-20 ~46						
Refrigerant	Type/GWP			R-1234(ze)/7							
	Charge			kg	30	35	40	45	55	60	
	Circuits	Quantity			1						
Piping connections	Evaporator water inlet/outlet (OD)			88.9mm		139.7mm					
Unit	Starting current	Max		A	0						
		Running	Cooling	Nom.	A	142.3	166.7	184.7	196.1	230.8	248
		current	Max	A	183	214	235	258	301	330	
Power supply	Phase/Frequency/Voltage			Hz/V	3~/50/400						

EWAH-TZPSD				490	500	540	545	615		
SEER				6.786	6.44	6.576	6.09	6.865		
Cooling capacity	Nom.			848.9	502.6	538.7	541.2	612.4		
Power input	Cooling	Nom.		133.4	132.3	141.6	143.6	156.8		
Capacity control	Method			Stepless						
	Minimum capacity			19	10		30	15		
EER				3.561	3.737	3.721	3.736	3.843		
IPLV				7.093	6.797	6.932	6.385	7.155		
Dimensions	Unit	Height	mm	2,553						
		Width	mm	2,238						
		Depth	mm	6,880		7,960	6,880	7,960		
Weight	Unit	kg	5,136	5,157	5,639	5,805	6,151			
		Operation weight	kg	5,201	5,227	5,714	5,880	6,236		
Air heat exchanger	Type			Microchannel						
Compressor	Type			Screw compressor						
	Quantity			1	2		1	2		
Fan	Unit	Type			Direct propeller					
		Quantity				12	14	12	14	
	Air flow rate	Cooling	Nom.	l/s	67,848	79,170		67,848	79,170	
Sound power level	Cooling	Nom.		dBA	104.6	100.6	100.9	99	96.6	
Sound pressure level	Cooling	Nom.		dBA	83.39	79.43	79.35	77.82	75.06	
Operation range	Air side	Cooling	Min.~Max.	°CDB	-20 ~46					
Refrigerant	Type/GWP			R-1234(ze)/7						
	Charge			kg	65	70	75	85		
	Circuits	Quantity			1	2		1	2	
Piping connections	Evaporator water inlet/outlet (OD)			139.7mm	168.3mm		139.7mm	219.1mm		
Unit	Starting current	Max		A	0					
		Running	Cooling	Nom.	A	278	298.6	322.3	290.8	347.4
		current	Max	A	367	375	406	425	432	
Power supply	Phase/Frequency/Voltage			Hz/V	3~/50/400					



EWAH-TZPSD



MicroTech 4

		EWAH-TZPSD		645	700	770	845	900
SEER				6.816	6.672	6.656	6.712	6.595
Cooling capacity	Nom.			640.9	697.3	768.3	847.6	901.3
Power input	Cooling Nom.			167.4	190.8	209.2	230.4	254.6
Capacity control	Method			Stepless				
	Minimum capacity		%	14	13	12	11	10
EER				3.782	3.642	3.648		3.528
IPLV				7.157	6.992	6.965	7.134	6.932
Dimensions	Unit							
	Height		mm	2,553				
	Width		mm	2,238				
	Depth		mm	7,960		9,040		10,120
Weight	Unit		kg	6,151				
	Operation weight		kg	6,241	6,246	6,827	7,371	7,381
Air heat exchanger	Type			Microchannel				
Compressor	Type			Screw compressor				
	Quantity			2				
Fan	Type			Direct propeller				
	Quantity			14		16		18
	Air flow rate	Cooling Nom.	l/s	79,170		90,480		101,780
Sound power level	Cooling Nom.		dB(A)	97.5	99.3	101	102.3	104.2
Sound pressure level	Cooling Nom.		dB(A)	75.95	77.76	79.04	80.05	81.92
Operation range	Air side	Cooling	Min.~Max.	°CDB				
Refrigerant	Type/GWP			R-1234(ze)/7				
	Charge		kg	90	95	105	115	125
	Circuits	Quantity		2				
Piping connections	Evaporator water inlet/outlet (OD)			219.1mm				
Unit	Starting current	Max	A	0				
	Running current	Cooling Nom.	A	365	403.1	437.5	473.2	507.8
	current	Max	A	458	505	558	609	647
Power supply	Phase/Frequency/Voltage		Hz/V	3~/50/400				

		EWAH-TZPSD		960	C10	H10	H11	C12
SEER				6.596	6.52	6.564	6.262	6.327
Cooling capacity	Nom.			958.2	1,006	1,068	1,163	1,216
Power input	Cooling Nom.			268.9	289.6	305.9	315.5	327.6
Capacity control	Method			Stepless				
	Minimum capacity		%		10			14
EER				3.54	3.462	3.469	3.7	3.712
IPLV				6.912	6.746	6.815	6.562	7.068
Dimensions	Unit							
	Height		mm	2,553				
	Width		mm	2,238				
	Depth		mm	11,200		12,280		13,360
Weight	Unit		kg	8,050				
	Operation weight		kg	8,180	8,190	8,723	9,242	9,893
Air heat exchanger	Type			Microchannel				
Compressor	Type			Screw compressor				
	Quantity			2				
Fan	Type			Direct propeller				
	Quantity			20		22		24
	Air flow rate	Cooling Nom.	l/s	113,089		140,200		152,945
Sound power level	Cooling Nom.		dB(A)	106.5	106.9	105.5	102.4	102.8
Sound pressure level	Cooling Nom.		dB(A)	83.96	84.32	82.67	79.52	79.71
Operation range	Air side	Cooling	Min.~Max.	°CDB				
Refrigerant	Type/GWP			R-1234(ze)/7				
	Charge		kg	130	140	150	160	170
	Circuits	Quantity		2				
Piping connections	Evaporator water inlet/outlet (OD)			273mm				
Unit	Starting current	Max	A	0				
	Running current	Cooling Nom.	A	539.6	569.4	603	612	638.1
	current	Max	A	694	731	779	875	923
Power supply	Phase/Frequency/Voltage		Hz/V	3~/50/400				

Inverter screw with PLATINUM efficiency. Reduced sound.

- HFO R-1234ze(E) Refrigerant with Ozone Depletion Potential equal to zero and extremely low Global Warming Potential
- New generation of air-cooled inverter series with extension of capacity range: Nominal capacity up to 1,600 kW
- New single screw compressor geometry allowing performance optimisation
- Refrigerant cooled inverter mounted on compressor all across the range
- Premium energy efficiency both at full and part load conditions
- Best capacity with smallest footprint
- Microchannel coils
- Unique fully integrated active harmonic filtration solution
- Performance monitoring
- MicroTech 4 controller: sophisticated adaptive software logic for stable operating conditions

EWAH-TZPRD				225	265	295	340	395	420	
SEER				6.176	6.335	6.289	7.018	6.627	6.824	
Cooling capacity	Nom.			225.2	264.6	291.2	333.9	389.2	419.1	
Power input	Cooling	Nom.		61.76	71.25	81.63	84.16	105.1	113.2	
Capacity control	Method			Stepless						
	Minimum capacity			22	19	17	28	23	22	
EER				3.647	3.713	3.567	3.967	3.705	3.703	
IPLV				6.699	6.688	6.583	7.472	7.129	7.273	
Dimensions	Unit	Height	mm	2,553						
		Width	mm	2,238						
		Depth	mm	3,760	4,840		5,920		7,000	
Weight	Unit			3,332	3,844		4,689		5,170	
		Operation weight		3,242	3,759	3,764	4,614	4,624	5,110	
Air heat exchanger	Type			Microchannel						
Compressor	Type			Screw compressor						
	Quantity			1						
Fan	Type			Direct propeller						
		Quantity		6	8		10		12	
	Air flow rate	Cooling	Nom.	28,330	37,770		47,213		56,660	
Sound power level	Cooling	Nom.		87.5	88.3	91.5	87.6	89.1	90.2	
Sound pressure level	Cooling	Nom.		67.73	68.06	71.23	66.88	68.33	69.04	
Operation range	Air side	Cooling	Min.~Max.	-20 ~46						
Refrigerant	Type/GWP			R-1234(ze)/7						
		Charge		30	35	40	45	55	60	
		Circuits	Quantity	1						
Piping connections	Evaporator water inlet/outlet (OD)			88.9mm			139.7mm			
Unit	Starting current			A						
		Running	Cooling	Nom.	145.5	169.8	188.1	199.8	235.9	252.3
		current	Max		183	214	235	258	301	330
Power supply	Phase/Frequency/Voltage			Hz/V 3~/50/400						

EWAH-TZPRD				490	500	540	545	615	
SEER				6.728	6.458	6.426	6.091	6.484	
Cooling capacity	Nom.			481.2	497.4	533.5	536.5	604.9	
Power input	Cooling	Nom.		133.4	132.3	141.6	143.6	156.8	
Capacity control	Method			Stepless					
	Minimum capacity			19	10		30	15	
EER				3.606	3.76	3.768	3.736	3.858	
IPLV				7.127	6.826	6.955	6.407	7.285	
Dimensions	Unit	Height	mm	2,553					
		Width	mm	2,238					
		Depth	mm	7,000		8,080		7,000	8,080
Weight	Unit			5,256	5,277	5,759	5,925	6,271	
		Operation weight		5,201	5,227	5,714	5,880	6,236	
Air heat exchanger	Type			Microchannel					
Compressor	Type			Screw compressor					
	Quantity			1	2		1	2	
Fan	Type			Direct propeller					
		Quantity		12		14		12	14
	Air flow rate	Cooling	Nom.	56,660		66,098		56,660	66,098
Sound power level	Cooling	Nom.		93.4	90.5	91	89.6	88.9	
Sound pressure level	Cooling	Nom.		72.28	69.38	69.43	68.42	67.29	
Operation range	Air side	Cooling	Min.~Max.	-20 ~46					
Refrigerant	Type/GWP			R-1234(ze)/7					
		Charge		65	70	75		85	
		Circuits	Quantity	1	2		1	2	
Piping connections	Evaporator water inlet/outlet (OD)			139.7mm	168.3mm		139.7mm	219.1mm	
Unit	Starting current			A					
		Running	Cooling	Nom.	283.4	305.9	329.8	298.5	355.9
		current	Max		367	375	406	425	432
Power supply	Phase/Frequency/Voltage			Hz/V 3~/50/400					



EWAH-TZPRD



MicroTech 4

		EWAH-TZPRD		645	700	770	845	900	
SEER				6.833	6.649	6.674	6.722	6.613	
Cooling capacity	Nom.			633.1	689	760.6	839.9	892.3	
Power input	Cooling Nom.			167.4	190.8	209.2	230.4	254.6	
Capacity control	Method			Stepless					
	Minimum capacity		%	14	13	12	11	10	
EER				3.783	3.612	3.636	3.646	3.504	
IPLV				7.162	7.001	6.458	7.118	6.974	
Dimensions	Unit	Height	mm	2,553					
		Width	mm	2,238					
		Depth	mm	8,080		9,160		10,240	
Weight	Unit	kg		6,271		6,842		7,376	
		Operation weight	kg	6,241	6,246	6,827	7,371	7,381	
Air heat exchanger	Type			Microchannel					
Compressor	Type			Screw compressor					
	Quantity			2					
Fan	Type			Direct propeller					
	Quantity			14		16		18	
	Air flow rate	Cooling	Nom.	l/s	66,098		75,540		
								84,983	
Sound power level	Cooling	Nom.		dB(A)	89.2	90.1	91.2	92.3	93.5
Sound pressure level	Cooling	Nom.		dB(A)	67.65	68.52	69.33	70.02	71.3
Operation range	Air side	Cooling	Min.~Max.	°CDB	-20 ~46				
Refrigerant	Type/GWP			R-1234(ze)/7					
	Charge		kg	90	95	105	115	125	
	Circuits	Quantity		2					
Piping connections	Evaporator water inlet/outlet (OD)			219.1mm					
Unit	Starting current	Max	A	0					
	Running current	Cooling	Nom.	A	374.4	414.8	449.1	484.8	521.2
		Max	A	458	505	558	609	647	
Power supply	Phase/Frequency/Voltage		Hz/V	3~/50/400					

		EWAH-TZPRD		960	C10	H10	H11	C12	
SEER				6.665	6.53	6.577	6.262	6.255	
Cooling capacity	Nom.			949.1	994.9	1,056	1,150	1,204	
Power input	Cooling Nom.			268.9	289.6	305.9	315.5	327.6	
Capacity control	Method			Stepless					
	Minimum capacity		%		10			14	
EER				3.53	3.435	3.452	3.644	3.675	
IPLV				6.918	6.794	6.863	6.451	6.947	
Dimensions	Unit	Height	mm	2,553					
		Width	mm	2,238					
		Depth	mm	11,320		12,400		13,480	
Weight	Unit	kg		8,170		8,693		9,843	
		Operation weight	kg	8,180	8,190	8,723	9,402	9,893	
Air heat exchanger	Type			Microchannel					
Compressor	Type			Screw compressor					
	Quantity			2					
Fan	Type			Direct propeller					
	Quantity			20		22		24	
	Air flow rate	Cooling	Nom.	l/s	94,425		103,868		
								113,320	
Sound power level	Cooling	Nom.		dB(A)	95.4	95.7	94.8	92.6	93.1
Sound pressure level	Cooling	Nom.		dB(A)	72.9	73.2	71.92	69.81	69.96
Operation range	Air side	Cooling	Min.~Max.	°CDB	-20 ~46				
Refrigerant	Type/GWP			R-1234(ze)/7					
	Charge		kg	130	140	150	160	170	
	Circuits	Quantity		2					
Piping connections	Evaporator water inlet/outlet (OD)			273mm					
Unit	Starting current	Max	A	0					
	Running current	Cooling	Nom.	A	552.9	584.1	617.4	631.3	656.9
		Max	A	694	731	779	875	923	
Power supply	Phase/Frequency/Voltage		Hz/V	3~/50/400					

Air cooled scroll compressor chiller with integrated free cooling Silver efficiency Standard sound

- R32 refrigerant;
- Nominal capacity up to 1,000 kW;
- Scroll compressors;
- Top class efficiency both at full and part load conditions;
- Best capacity with smallest footprint;
- Microchannel coils;
- Glycol free option;
- New Daikin MicroTech 4 controller.



MicroTech 4



EWFT-B-SSC

Cooling Only				EWFT	310B-SSC1	320B-SSC2	350B-SSC1	380B-SSC2	430B-SSC2	480B-SSC2	570B-SSC2	620B-SSC2	670B-SSC2	730B-SSC2								
SEER					4.833	4.546	4.641	4.688	4.73	4.742	4.921	4.879	4.815	5.014								
Cooling capacity	Nom.			kW	395.2	351.7	439.1	499.3	493.6	553.8	738.6	803.5	749.6	843.7								
Power input	Cooling	Nom.			kW	121.6	95.91	151.7	138.4	131.3	164.2	211	245.1	220.9								
Capacity control	Method			Step																		
	Minimum capacity			%	39	21	33	18	16	14	22	20	18	17								
EER					3.25	3.667	2.894	3.608	3.76	3.373	3.501	3.278	3.538	3.819								
IPLV					5.259	4.869	5.080	5.078	5.086	5.122	5.284	5.275	5.241	5.392								
Dimensions	Unit	Height			2,535																	
		Width			2,238																	
		Depth			2,514		3,594			4,674			5,754									
Weight	Unit			kg	2,245	2,288	2,373	2,852	3,012	3,155	3,774	3,953	4,056	4,667								
		Operation weight		kg	2,388	2,436	2,521	3,023	3,198	3,341	4,044	4,223	4,343	5,054								
Air heat exchanger	Type			Microchannel																		
Compressor	Type			Scroll compressor																		
Fan	Quantity			3			4			5			6									
	Type			Direct propeller																		
	Quantity			4				6				8				10						
	Air flow rate	Cooling	Nom.			22,510		33,765				45,020				56,275						
Sound power level	Cooling	Nom.			94		93.8		94.5		95.1		95.6		95.9		96.7	97	97.3	97.9		
Sound pressure level	Cooling	Nom.			74.9		74.7		75.5		75.4		75.9		76.2		76.5		76.7		77.0	77.2
Operation range	Air side	Cooling	Min.~Max.		-20 ~46																	
Refrigerant	Type/GWP			R-32/675.0																		
	Charge			kg	22.0	25.0	30.0	31.0	35.0	39.0	45.0	50.0	53	59.0								
	Circuits	Quantity			1	2	1	88.9				2		139.7								
Piping connections	Evaporator water inlet/outlet (OD)																					
Unit	Starting current	Max		A	693	697	735	750	792	838	891	936	979	1,032								
	Running current	Cooling	Nom.	A	216.2	174.1	264.3	252.3	240.2	294.4	378.9	435	380.3	403.2								
	current	Max		A	245	249	287	302	344	390	443	488	531	584								
	Power supply	Phase/Frequency/Voltage			Hz/V 3~/50/400																	

Cooling Only				EWFT	790B-SSC2			860B-SSC2			960B-SSC2							
SEER					5.049			5.076			4.93							
Cooling capacity	Nom.			kW	1,018			1,112			1,235							
Power input	Cooling	Nom.			kW	316.1			325.1			387.5						
Capacity control	Method			Step														
	Minimum capacity			%	15			14			25							
EER					3.222			3.422			3.188							
IPLV					5.307			5.381			5.312							
Dimensions	Unit	Height			2,535													
		Width			2,238													
		Depth			5,848			5,975			6,928							
Weight	Unit			kg	5,035			5,546			5,860							
		Operation weight		kg	5,422			5,975			6,311							
Air heat exchanger	Type			Microchannel														
Compressor	Type			Scroll compressor														
Fan	Quantity			7							8							
	Type			Direct propeller														
	Quantity			10				12				12						
	Air flow rate	Cooling	Nom.			56,275		67,530				67,530						
Sound power level	Cooling	Nom.			98.1		98.6				99							
Sound pressure level	Cooling	Nom.			77.4		77.5				77.8							
Operation range	Air side	Cooling	Min.~Max.		-20 ~46													
Refrigerant	Type/GWP			R-32/675.0														
	Charge			kg	63.0			68.0			77.0							
	Circuits	Quantity			2				2				2					
Piping connections	Evaporator water inlet/outlet (OD)																	
Unit	Starting current	Max		A	1,079			1,132			1,220							
	Running current	Cooling	Nom.	A	559			581.8			683.6							
	current	Max		A	631			684			772							
	Power supply	Phase/Frequency/Voltage			Hz/V 3~/50/400													

Performances according to Chiller Configurator 1.4 software | Cooling: entering evaporator water temp. 26°C; leaving evaporator water temp. 18°C; ambient air temp. 35°C; ethylene glycol fluid 25%; full load operation.

Air cooled scroll compressor chiller with integrated free cooling Silver efficiency Standard sound

- R32 refrigerant;
- Nominal capacity up to 1,000 kW;
- Scroll compressors;
- Top class efficiency both at full and part load conditions;
- Best capacity with smallest footprint;
- Microchannel coils;
- Glycol free option;
- New Daikin MicroTech 4 controller.



MicroTech 4



EWFT-B-SRC

Cooling Only				EWFT	310B-SRC1	320B-SRC2	350B-SRC1	380B-SRC2	430B-SRC2	480B-SRC2	570B-SRC2	620B-SRC2	670B-SRC2	730B-SRC2	
SEER				4.778	4.329	4.602	4.713	4.715	4.662	4.899	4.823	4.782	4.972		
Cooling capacity	Nom.			kW	395.2	408.4	439.1	480.6	544.2	598.2	725	762.6	851.4	947.6	
Power input	Cooling	Nom.		kW	121.6	131.1	151.7	143.7	167.5	204.3	214.2	259.3	277.4	283.4	
Capacity control	Method				Step										
	Minimum capacity			%	39	21	33	18	16	14	22	20	18	17	
EER					3.25	3.115	2.894	3.344	3.249	2.928	3.385	2.941	3.069	3.344	
IPLV					5.281	4.858	5.084	5.074	5.096	5.148	5.329	5.347	5.309	5.414	
Dimensions	Unit	Height	mm			2,535									
		Width	mm			2,238									
		Depth	mm			2,514			3,594			4,674		5,754	
Weight	Unit			kg	2,336	2,379	2,464	2,942	3,134	3,298	3,917	4,116	4,219	4,830	
		Operation weight		kg	2,479	2,527	2,612	3,113	3,320	3,484	4,187	4,386	4,506	5,217	
Air heat exchanger	Type				Microchannel										
Compressor	Type				Scroll compressor										
Fan	Quantity				3	4	3	4	4	5	5	6	6	6	
	Type				Direct propeller										
Sound power level	Quantity				4				6				8		10
	Air flow rate	Cooling	Nom.		I/s	22,510			33,765			45,020		56,275	
Sound pressure level	Cooling	Nom.		dBA	87.9	87.8	88.1	89.5	89.6	89.7	90.8	90.9	91	91.9	
	Cooling	Nom.		dBA	68.8		69.0	69.8	69.9	70.0	70.6	70.7	70.8	71.2	
Operation range	Air side	Cooling	Min.~Max.		-20 ~46										
Refrigerant	Type/GWP				R-32/675										
	Charge				kg	22.0	25.0	30.0	31.0	35.0	39.0	45.0	50.0	53.0	59.0
	Circuits	Quantity			1	2	1	88.9			2		139.7		
Piping connections	Evaporator water inlet/outlet (OD)														
Unit	Starting current	Max		A	693	697	735	750	792	838	891	936	979	1,032	
	Running current	Cooling	Nom.		A	229.6	243.8	277.7	266.8	312.2	372.3	401.2	464.7	509.7	529.5
	current	Max		A	245	249	287	302	344	390	443	488	531	584	
Power supply	Phase/Frequency/Voltage			Hz/V	3~/50/400										

Cooling Only				EWFT	790B-SRC2	860B-SRC2	960B-SRC2	
SEER				4.984		5.057	4.883	
Cooling capacity	Nom.			kW	970.4	1,093	1,170	
Power input	Cooling	Nom.		kW	335.4	329.9	409.7	
Capacity control	Method				Step			
	Minimum capacity			%	15	14	25	
EER				2.893		3.312	2.856	
IPLV				5.271		5.399	5.300	
Dimensions	Unit	Height	mm			2,535		
		Width	mm			2,238		
		Depth	mm			5,848	6,928	
Weight	Unit			kg	5,220	5,730	6,065	
		Operation weight		kg	5,607	6,159	6,516	
Air heat exchanger	Type				Microchannel			
Compressor	Type				Scroll compressor			
Fan	Quantity				7			
	Type				Direct propeller			
Sound power level	Quantity				10	12		
	Air flow rate	Cooling	Nom.		I/s	56,275	67,530	
Sound pressure level	Cooling	Nom.		dBA	91.9	92.6	92.7	
	Cooling	Nom.		dBA	71.2	71.5	71.6	
Operation range	Air side	Cooling	Min.~Max.		-20 ~46			
Refrigerant	Type/GWP				R-32/675			
	Charge				kg	63.0	68.0	77.0
	Circuits	Quantity			2			
Piping connections	Evaporator water inlet/outlet (OD)							
Unit	Starting current	Max		A	1,078	1,131	1,219	
	Running current	Cooling	Nom.		A	597.9	615.2	727.8
	current	Max		A	630	683	771	
Power supply	Phase/Frequency/Voltage			Hz/V	3~/50/400			

Performances according to Chiller Configurator 1.4 software | Cooling: entering evaporator water temp. 26°C; leaving evaporator water temp. 18°C; ambient air temp. 35°C; ethylene glycol fluid 25%; full load operation.

Air cooled scroll compressor chiller with integrated free cooling Gold efficiency Standard sound

- R32 refrigerant;
- Nominal capacity up to 1,000 kW;
- Scroll compressors;
- Top class efficiency both at full and part load conditions;
- Best capacity with smallest footprint;
- Microchannel coils;
- Glycol free option;
- New Daikin MicroTech 4 controller.



MicroTech 4



EWFT-B-XSC

Cooling Only				EWFT	10B-XSC2	250B-XSC1	320B-XSC1	370B-XSC1	390B-XSC2	450B-XSC2	510B-XSC2	540B-XSC2	590B-XSC2	630B-XSC2
SEER				5.189	4.723	5.186	5.011	4.74	4.957	4.911	5.213	5.141	5.131	
Cooling capacity	Nom.		kW	1,326	331.9	429.6	487.6	508.5	591.6	673.7	716.2	774.8	829.5	
Power input	Cooling	Nom.	kW	351.7	87.99	108.4	131	139.3	152.6	176.8	175.2	197.5	219.9	
Capacity control	Method			Step										
	Minimum capacity		%	25	50	39	33	18	16	25	14	22	20	
EER				3.77	3.772	3.963	3.722	3.65	3.877	3.81	4.088	3.923	3.772	
IPLV				5.514	5.185	5.518	5.366	5.122	5.326	5.322	5.623	5.546	5.509	
Dimensions	Unit	Height	mm	2,535										
		Width	mm	2,238										
		Depth	mm	9,088	2,514		3,594		4,674		5,754			
Weight	Unit		kg	6,792	2,129	2,678	2,800	2,885	3,420	3,634	4,150	4,266	4,377	
		Operation weight	kg	7,331	2,272	2,851	2,975	3,064	3,658	3,904	4,520	4,636	4,747	
Air heat exchanger	Type			Microchannel										
Compressor	Type			Scroll compressor										
Fan	Quantity			8	2		3		4				5	
	Type			Direct propeller										
	Quantity			16	4		6		8				10	
	Air flow rate	Cooling	Nom.	90,040	22,510		33,765		45,020				56,275	
Sound power level	Cooling	Nom.	dB(A)	99.5	93.5	94.8	95.3	95.1	96.1	96.5	96.9	97.2	97.5	
Sound pressure level	Cooling	Nom.	dB(A)	77.6	74.4	75.1	75.6	75.4	75.9	76.3	76.2	76.5	76.8	
Operation range	Air side	Cooling	Min.~Max.	-20 ~46										
Refrigerant	Type/GWP			R-32/675										
	Charge		kg	90.0	26.0	30.0	33.0	37.0	42.0	47.0	50.0	54.0	58.0	
	Circuits	Quantity		2		1				2				
Piping connections	Evaporator water inlet/outlet (OD)			139.7			88.9					139.7		
Unit	Starting current	Max	A	1,240	647	703	746	750	803	845	858	901	944	
	Running current	Cooling	Nom.	A	642.5	160.7	202.1	239.6	253.6	282.7	322.7	364.3	401.6	
	current	Max	A	792	199	255	298	302	355	397	410	453	496	
	Power supply	Phase/Frequency/Voltage	Hz/V	3~/50/400										

Cooling Only				EWFT	720B-XSC2	760B-XSC2	830B-XSC2	880B-XSC2
SEER				5.219		5.193	5.251	5.243
Cooling capacity	Nom.		kW	945.8		1,002	1,100	1,156
Power input	Cooling	Nom.	kW	241.8		264.5	284.6	307.3
Capacity control	Method			Step				
	Minimum capacity		%	18		17	15	14
EER				3.912		3.789	3.865	3.763
IPLV				5.570		5.518	5.553	5.519
Dimensions	Unit	Height	mm	2,535				
		Width	mm	2,238				
		Depth	mm		6,834		8,008	
Weight	Unit		kg	4,975		5,086	5,879	5,991
		Operation weight	kg	5,404		5,515	6,352	6,464
Air heat exchanger	Type			Microchannel				
Compressor	Type			Scroll compressor				
Fan	Quantity			6			7	
	Type			Direct propeller				
	Quantity			12			14	
	Air flow rate	Cooling	Nom.		67,530		78,785	
Sound power level	Cooling	Nom.	dB(A)	98		98.3	98.7	98.9
Sound pressure level	Cooling	Nom.	dB(A)	76.9		77.1	77.2	77.4
Operation range	Air side	Cooling	Min.~Max.	-20 ~46				
Refrigerant	Type/GWP			R-32/675				
	Charge		kg	66.0		69.0	75.0	80.0
	Circuits	Quantity				2		
Piping connections	Evaporator water inlet/outlet (OD)					139.7		
Unit	Starting current	Max	A	999		1,042		1,142
	Running current	Cooling	Nom.	A	445.1	482.9	523.9	561.6
	current	Max	A	551		594	694	
	Power supply	Phase/Frequency/Voltage	Hz/V	3~/50/400				

Performances according to Chiller Configurator 1.4 software | Cooling: entering evaporator water temp. 26°C; leaving evaporator water temp. 18°C; ambient air temp. 35°C; ethylene glycol fluid 25%; full load operation.

Air cooled scroll compressor chiller with integrated free cooling Gold efficiency Standard sound

- R32 refrigerant;
- Nominal capacity up to 1,000 kW;
- Scroll compressors;
- Top class efficiency both at full and part load conditions;
- Best capacity with smallest footprint;
- Microchannel coils;
- Glycol free option;
- New Daikin MicroTech 4 controller.



MicroTech 4



EWFT-B-XRC

Cooling Only				EWFT	10B-XRC2	250B-XRC1	320B-XRC1	370B-XRC1	390B-XRC2	450B-XRC2	510B-XRC2	540B-XRC2	590B-XRC2	630B-XRC2			
SEER				5.14	4.7	5.144	5.025	4.70	5.002	4.833	5.214	5.167	5.064				
Cooling capacity	Nom.		kW	1,224	306.4	403.9	451.4	484.7	553.5	620.5	673.3	721.2	765.7				
Power input	Cooling	Nom.	kW	383.2	95.79	114.4	142.5	146.9	162.7	192.9	184.1	211.7	239.6				
Capacity control	Method			Step													
	Minimum capacity		%	25	50	39	33	18	16	25	14	22	20				
EER				3.195	3.198	3.531	3.168	3.3	3.402	3.217	3.657	3.407	3.196				
IPLV				5.568	5.118	5.587	5.431	5.094	5.373	5.305	5.650	5.567	5.515				
Dimensions	Unit	Height	mm	2,535													
		Width	mm	2,238													
		Depth	mm	9,088	2,514	3,594				4,674		5,754					
Weight	Unit		kg	6,997	2,189	2,768	2,891	2,975	3,543	3,757	4,293	4,409	4,520				
		Operation weight	kg	7,536	2,332	2,941	3,066	3,154	3,781	4,027	4,663	4,779	4,890				
Air heat exchanger	Type			Microchannel													
Compressor	Type			Scroll compressor													
Fan	Quantity			8	2	3			4		5						
		Type		Direct propeller													
Air flow rate	Cooling	Nom.	l/s	16	4	6			8		10						
				Quantity		90,040	22,510	33,765			45,020		56,275				
Sound power level	Cooling	Nom.	dB(A)	90	84	85.4	85.7	85.6	86.8	87	87.6	87.8	87.9				
Sound pressure level	Cooling	Nom.	dB(A)	68.1	64.9	65.7	66.0	65.9	66.5	66.7	66.9	67.1	67.2				
Operation range	Air side	Cooling	Min.~Max.	-20 ~46													
Refrigerant	Type			R-32													
	Charge		kg	90.0	26.0	30.0	33.0	37.0	42.0	47.0	50.0	54.0	58.0				
	Circuits	Quantity		2	1					2							
Piping connections	Evaporator water inlet/outlet (OD)			139.7	88.9					139.7							
Unit	Starting current	Max	A	1,240	647	703	746	750	803	845	858	901	944				
				Running	Cooling	Nom.	A	712.9	178.3	220.3	265.6	285.1	309.9	358.4	356	400.7	445.7
				current	Max	A	792	199	255	298	302	355	397	410	453	496	
				Power supply	Phase/Frequency/Voltage	Hz/V	3~/50/400										

Cooling Only				EWFT	720B-XRC2	760B-XRC2	830B-XRC2	880B-XRC2			
SEER				5.159	5.121	5.293	5.181				
Cooling capacity	Nom.		kW	878.7	924.2	1,023	1,068				
Power input	Cooling	Nom.	kW	260.1	288.3	306.6	334.8				
Capacity control	Method			Step							
	Minimum capacity		%	18	17	15	14				
EER				3.378	3.206	3.335	3.19				
IPLV				5.620	5.549	5.598	5.563				
Dimensions	Unit	Height	mm	2,535							
		Width	mm	2,238							
		Depth	mm	6,834		8,008					
Weight	Unit		kg	5,139	5,250	6,062	6,174				
		Operation weight	kg	5,568	5,679	6,535	6,647				
Air heat exchanger	Type			Microchannel							
Compressor	Type			Scroll compressor							
Fan	Quantity			6			7				
		Type		Direct propeller							
Air flow rate	Cooling	Nom.	l/s	12	14		14				
				Quantity		67,530	78,785				
Sound power level	Cooling	Nom.	dB(A)	88.6	88.7	89.3	89.4				
Sound pressure level	Cooling	Nom.	dB(A)	67.5	67.6	67.7	67.8				
Operation range	Air side	Cooling	Min.~Max.	-20 ~46							
Refrigerant	Type			R-32							
	Charge		kg	66.0	69.0	75.0	80.0				
	Circuits	Quantity		2							
Piping connections	Evaporator water inlet/outlet (OD)			139.7							
Unit	Starting current	Max	A	999	1,042	1,142					
				Running	Cooling	Nom.	A	490.5	536.1	577.5	623.1
				current	Max	A	551	594	694		
				Power supply	Phase/Frequency/Voltage	Hz/V	3~/50/400				

Performances according to Chiller Configurator 1.4 software | Cooling: entering evaporator water temp. 26°C; leaving evaporator water temp. 18°C; ambient air temp. 35°C; ethylene glycol fluid 25%; full load operation.

Air cooled Inverter screw free cooling with BLU efficiency. Standard sound.

- Environmentally conscious HFC134a – the most thermodynamically efficient refrigerant for air cooled applications
- New generation of air-cooled inverter series with extension of capacity range: Nominal capacity up to 1,950 kW
- New single screw compressor geometry allowing performance optimisation
- Refrigerant-cooled inverter mounted on the compressor across the entire range
- Premium energy efficiency both at full and part load conditions
- Best capacity with smallest footprint
- Microchannel coils
- Unique fully integrated active harmonic filtration solution
- Glycol free application
- MicroTech 4 controller: sophisticated adaptive software logic for stable operating conditions

EWFD TZ-D BS		275	320	345	400	470	510	525	
Cooling Capacity (1)	kW	369.3	428	465.2	559.3	618.4	686.7	708.2	
Power input (1)	kW	109.9	119	138	167.3	196	200.4	206.7	
EER (1)		3.36	3.6	3.37	3.34	3.16	3.43	3.43	
SEER (1)(2)		4.949	5.245	5.331	5.382	5.141	4.802	5.364	
ηs,c (3)	%	195	207	210	212	203	189	212	
SEPR (1)(2)		5.783	6.064	5.847	5.756	5.633	5.859	5.798	
IPLV (5)		5.248	5.612	5.562	5.76	5.549	5.137	5.729	
Full Free Cooling Temperature (12)	°C	3.27	7.12	5.99	3.08	1.21	4.5	3.97	
Flow rate (1)	l/s	12.7	14.7	16	19.2	21.2	23.6	24.3	
Evaporator Pressure Drop free cooling OFF (1)(6)	kPa	15.3	20.4	23.8	44.3	53.4	29.8	38.6	
Unit pressure drop free cooling ON (12)(6)	kPa	96	74.3	85.2	128	154	96.4	115	
Sound Power (1)(7)	Lw	97	98	100		97	99	98	
	Lw with + OP76b	95		97		96	98	97	
Number of circuits / Compressors				1			2	1	
Water volume – open loop Free Cooling	l		40			42.7	270	58.1	
Minimum Water flow rate (10)	l/s		7.6			5.94	8.6	10.2	
Dimensions	Length	mm	2,560		3,640			4,720	
	Width	mm				2,238			
	Height	mm				2,553			
Weight (8)	Unit (8)	kg	2,626	3,136	3,136	3,581	4,045	4,154	
	Operating weight (8)	kg	2,847		3,432	3,907	3,917	4,662	4,581
Water Connection Size	Ø mm		88.9			139.7	168.3	139.7	
Unit	Running Current (1)(8)(11)	A	178	192	220	270	312	327	328
	Max Running Current (7)(8)(11)	A	220	262	284	346	362	411	400
	Current for Wiring Sizing (8)(11)	A	242	287	287	381	398	452	440
	Max Inrush Current (8)(9)(11)	A				0			

EWFD TZ-D BS		275	320	345	400	470	510	
Cooling Capacity (1)	kW	369.3	428	465.2	559.3	618.4	686.7	
Power input (1)	kW	109.9	119	138	167.3	196	200.4	
EER (1)		3.36	3.6	3.37	3.34	3.16	3.43	
SEER (1)(2)		4.949	5.245	5.331	5.382	5.141	4.802	
ηs,c (3)	%	195	207	210	212	203	189	
SEPR (1)(2)		5.783	6.064	5.847	5.756	5.633	5.859	
IPLV (5)		5.248	5.612	5.562	5.76	5.549	5.137	
Full Free Cooling Temperature (12)	°C	3.27	7.12	5.99	3.08	1.21	4.5	
Flow rate (1)	l/s	12.7	14.7	16	19.2	21.2	23.6	
Evaporator Pressure Drop free cooling OFF (1)(6)	kPa	15.3	20.4	23.8	44.3	53.4	29.8	
Unit pressure drop free cooling ON (12)(6)	kPa	96	74.3	85.2	128	154	96.4	
Sound Power (1)(7)	Lw	97	98	100		97	99	
	Lw with + OP76b	95		97		96	98	
Number of circuits / Compressors				1			2	
Water volume – open loop Free Cooling	Lt		40			42.7	270	
Minimum Water flow rate (10)	l/s		7.6			5.94	8.6	
Dimensions	Length	mm	2,560		3,640		4,720	
	Width	mm				2,238		
	Height	mm				2,553		
Weight (8)	Unit (8)	kg	2,626	3,136	3,136	3,581	4,045	
	Operating weight (8)	kg	2,847		3,432	3,907	3,917	4,662
Water Connection Size	Ø mm		88.9			139.7	168.3	
Unit	Running Current (1)(8)(11)	A	178	192	220	270	312	327
	Max Running Current (7)(8)(11)	A	220	262	284	346	362	411
	Current for Wiring Sizing (8)(11)	A	242	287	287	381	398	452
	Max Inrush Current (8)(9)(11)	A				0		

(1) Standard Rating at Ambient 35°C Inlet temperature 26°C, leaving temperature 18°C; Fluid Ethylene glycol 25%, Fouling factor = 0; (2) Seasonal Energy Efficiency Ratio as defined in EN14825, part load condition in cooling for Air to Water units, fan coil application, variable outlet, variable flow; (3) The seasonal space cooling energy efficiency ηs,c is calculated as defined in Regulation (EU) 2016/2281 the seasonal energy efficiency ratio SEER divided by the conversion coefficient CC (2.5), corrected by contributions accounting for temperature control (0.03); (4) Seasonal Energy Performance Ratio as defined in EN14825, part load condition in cooling for Air to Water units, high temperature application; (5) Based on AHRI conditions; (6) Fluid: Ethylene Glycol 25%, not including filter pressure drop. The installation of the filter is mandatory; (7) Sound power level measured in accordance with ISO9614, referred to unit operating at Standard Rating Conditions for Air to water chillers according to EN14511:2 Outdoor Heat exchanger inlet dry bulb temperature 35°; Indoor heat exchanger inlet water temperature 12°C, outlet water temperature 7°C; (8) These are intended as guidelines only and referred for unit without options. Refer to dedicated wiring diagram and unit nameplate for specific values; (9) Determined as follows: LRA of largest compressor + FLA of remaining compressors + FLA of the fans. Value intended as guideline. Refer to unit nameplate for specific value; (10) Minimum flow rate in variable flow application in correspondence of minimum chiller capacity, supply temperature 7°C, fluid: water; (11) Value referred to 400V/50Hz power supply. ±10% tolerance on Voltage, Voltage unbalance between phases must be within ± 3%; (12) Inlet 26°C, Leaving 18°C, Fluid: 25% Ethylene Glycol, Fouling factor = 0.



EWFD-TZBSD

		EWFD TZ-D BS	755	830	915	C10	H10	H11	C12	
Cooling Capacity (1)	kW	1,017.5	1,112.2	1,216.3	1,554.9	1,438.6	1,558.6	1,664.1		
Power input (1)	kW	281.5	324.5	362.9	473.1	450.4	475.5	504.9		
EER (1)		3.61	3.43	3.35	3.290	3.190	3.280	3.300		
SEER (1)(2)		5.456	5.327	5.217	5.132	5.282	5.362	5.458		
$\eta_{s,c}$ (3)	%	215	210	206	202	208	211	215		
SEPR (1)(2)		6.05	5.862	5.92	5.605	5.674	5.684	5.713		
IPLV (5)		5.839	5.674	5.628	5.474	5.650	5.783	5.753		
Full Free Cooling Temperature (12)	°C	4.67	3.14	1.5	-0.01	1.33	1.65	3.22		
Flow rate (1)	l/s	34.9	38.1	41.7	53.3	49.3	53.5	57.1		
Evaporator Pressure Drop free cooling OFF (1)(6)	kPa	49.6	56.8	42.1	55.1	48.9	55.3	61.5		
Unit pressure drop free cooling ON (12)(6)	kPa	120	141	140	199	150	147	145		
Sound Power (1)(7)	Lw	dB(a)	99	100	99	100	101	102		
	Lw with + OP76b	dB(a)			99		100	101		
Number of circuits / Compressors					2					
Water volume – open loop Free Cooling		l	280		481		557			
Minimum Water flow rate (10)		l/s	12.9		15.3		18.2			
Dimensions	Length	mm	6,880			7,960		9,040		10,120
	Width	mm				2,238				
	Height	mm				2,553				
Weight (8)	Unit (8)	kg	5,549		5,806		6,427		6,936	7,446
	Operating weight (8)	kg	6,341	6,351	6,819	6,834	7,606	8,191	8,776	
Water Connection Size		Ø mm	168.3				219.1			
Unit	Running Current (1)(8)(11)	A	460	524	582	745	712	749	792	
	Max Running Current (7)(8)(11)	A	600	668	735	751	817	884	930	
	Current for Wiring Sizing (8)(11)	A	660	735	735	826	896	935	947	
	Max Inrush Current (8)(9)(11)	A				0				
		EWFD TZ-D BS	C13	C14	C15	H16	H17	H18	H19	
Cooling Capacity (1)	kW	1,798.7	1,884.6	2,067.5	2,175.4	2,269.8	2,450.5	2,554.3		
Power input (1)	kW	555.2	608.0	657.0	743.3	743.2	827.9	956.3		
EER (1)		3.240	3.100	3.150	3.230	3.050	2.960	2.670		
SEER (1)(2)		5.392	5.299	5.339	5.414	5.336	5.185	5.225		
$\eta_{s,c}$ (3)	%	213	209	211	214	210	204	206		
SEPR (1)(2)		5.399	5.436	5.373	6.629	6.410	6.167	5.992		
IPLV (5)		5.705	5.579	5.589	5.971	5.829	5.779	5.685		
Full Free Cooling Temperature (12)	°C	3.66	2.85	2.9	1.98	1.25	1.34	0.53		
Flow rate (1)	l/s	61.7	64.6	70.9	74.6	77.8	84.0	87.6		
Evaporator Pressure Drop free cooling OFF (1)(6)	kPa	69.4	74.9	51.2	55.5	59.3	66.1	70.8		
Unit pressure drop free cooling ON (12)(6)	kPa	148	160	137	150	161	166	179		
Sound Power (1)(7)	Lw	dB(a)	104	105	106	104	105	106	107	
	Lw with + OP76b	dB(a)	101				102			
Number of circuits / Compressors					2					
Water volume – open loop Free Cooling		Lt	557				1,011			
Minimum water flow rate (10)		l/s	18.2				22.6			
Dimensions	Length	mm	11,200			12,280		13,360		
	Width	mm				2,238				
	Height	mm				2,553				
Weight (8)	Unit (8)	kg	7,956	8,277	9,157	9,561	10,070			
	Operating weight (8)	kg	9,366	9,697	11,117	11,535	11,550	12,140	12,150	
Water Connection Size		Ø mm	219.1				273			
Unit	Running Current (1)(8)(11)	A	867	954	1,027	1,051	1,162	1,287	1,477	
	Max Running Current (7)(8)(11)	A	948	1,120	1,200	1,227	1,340	1,475	1,608	
	Current for Wiring Sizing (8)(11)	A	958	1,232	1,275	1,280	1,474	1,621		
	Max Inrush Current (8)(9)(11)	A				0				

(1) Standard Rating at Ambient 35°C Inlet temperature 26°C, leaving temperature 18°C; Fluid Ethylene glycol 25%, Fouling factor = 0; (2) Seasonal Energy Efficiency Ratio as defined in EN14825, part load condition in cooling for Air to Water units, fan coil application, variable outlet, variable flow; (3) The seasonal space cooling energy efficiency $\eta_{s,c}$ is calculated as defined in Regulation (EU) 2016/2281 the seasonal energy efficiency ratio SEER divided by the conversion coefficient CC (2.5), corrected by contributions accounting for temperature control (0.03); (4) Seasonal Energy Performance Ratio as defined in EN14825, part load condition in cooling for Air to Water units, high temperature application; (5) Based on AHRI conditions; (6) Fluid: Ethylene Glycol 25%, not including filter pressure drop. The installation of the filter is mandatory; (7) Sound power level measured in accordance with ISO9614, referred to unit operating at Standard Rating Conditions for Air to water chillers according to EN14511:2 Outdoor Heat exchanger inlet dry bulb temperature 35°; Indoor heat exchanger inlet water temperature 12°C, outlet water temperature 7°C; (8) These are intended as guidelines only and referred for unit without options. Refer to dedicated wiring diagram and unit nameplate for specific values; (9) Determined as follows: LRA of largest compressor + FLA of remaining compressors + FLA of the fans. Value intended as guideline. Refer to unit nameplate for specific value; (10) Minimum flow rate in variable flow application in correspondence of minimum chiller capacity, supply temperature 7°C, fluid: water; (11) Value referred to 400V/50Hz power supply. ±10% tolerance on Voltage, Voltage unbalance between phases must be within ±3%; (12) Inlet 26°C, Leaving 18°C, Fluid: 25% Ethylene Glycol, Fouling factor = 0.

Air cooled Inverter screw free cooling with SILVER efficiency. Standard sound.

- Environmentally conscious HFC134a – the most thermodynamically efficient refrigerant for air cooled applications
- New generation of air-cooled inverter series with extension of capacity range: Nominal capacity up to 1,950 kW
- New single screw compressor geometry allowing performance optimisation
- Refrigerant-cooled inverter mounted on the compressor across the entire range
- Premium energy efficiency both at full and part load conditions
- Best capacity with smallest footprint
- Microchannel coils
- Unique fully integrated active harmonic filtration solution
- Glycol free application
- MicroTech 4 controller: sophisticated adaptive software logic for stable operating conditions

EWFD TZ-D SS		285	325	380	430	495	520	535	
Cooling Capacity (1)	kW	382	442.2	497.8	565	668.2	698.1	726	
Power input (1)	kW	98.8	115.8	134.6	156	185.9	189.7	198.4	
EER (1)		3.87	3.82	3.7	3.62	3.6	3.68	3.66	
SEER (1)(2)		5.263	5.535	5.711	5.727	5.422	5.128	5.459	
ηs,c (3)	%	208	218	225	226	214	202	215	
SEPR (1)(2)		6.279	6.358	6.233	6.068	6.048	5.816	6.077	
IPLV (5)		5.706	5.873	5.918	6.074	5.885	5.419	6.016	
Full Free Cooling Temperature (12)	°C	8.55	10.12	8.82	7.25	4.91	7.4	6.88	
Flow rate (1)	l/s	13.1	15.2	17.1	19.4	22.9	23.9	24.9	
Evaporator Pressure Drop free cooling OFF (1)(6)	kPa	16.3	17.7	35.8	45.1	34.8	31.2	40.5	
Unit pressure drop free cooling ON (12)(6)	kPa	61.5	53.6	103	98.4	104	84.4	96.1	
Sound Power (1)(7)	Lw	98	98	100	98	97	99	98	
	Lw with + OP76b	96	98	97	99	98	99	98	
Number of circuits / Compressors		1					2	1	
Water volume – open loop Free Cooling	l	40	48	42.7	58.1	270	58.1	58.1	
Minimum Water flow rate (10)	l/s	7.6	8.5	5.94	10.2	8.6	10.2	10.2	
Dimensions	Length	mm	3,640	4,720	5,800	6,880	7,960	9,040	
	Width	mm	4,720		2,238	2,553	2,868	3,183	
	Height	mm	4,720		2,238	2,553	2,868	3,183	
Weight (8)	Unit (8)	kg	3,136	3,675	4,090	4,154	4,555	4,664	
	Operating weight (8)	kg	3,427	4,045	4,050	4,487	4,576	5,237	5,161
Water Connection Size	Ø mm	88.9		139.7	168.3	139.7	168.3	139.7	
Unit	Running Current (1)(8)(11)	A	161	187	215	253	297	311	316
	Max Running Current (7)(8)(11)	A	231	272	294	357	372	421	411
	Current for Wiring Sizing (8)(11)	A	254	298	392	410	463	452	452
	Max Inrush Current (8)(9)(11)	A	0						

EWFD TZ-D SS		555	585	595	650	645	705	
Cooling Capacity (1)	kW	747.7	789.3	796.9	872.4	876.4	963	
Power input (1)	kW	208	229	231.2	270.8	241.3	288.9	
EER (1)		3.6	3.45	3.45	3.22	3.63	3.33	
SEER (1)(2)		5.08	4.983	5.357	5.32	5.147	5.032	
ηs,c (3)	%	200	196	211	210	203	198	
SEPR (1)(2)		5.179	5.696	5.772	5.472	6.044	5.708	
IPLV (5)		5.361	5.308	5.826	5.63	5.508	5.424	
Full Free Cooling Temperature (12)	°C	6.49	5.74	5.6	4.23	6.78	5.49	
Flow rate (1)	l/s	25.6	27.1	27.3	29.9	30.1	33	
Evaporator Pressure Drop free cooling OFF (1)(6)	kPa	34.9	38.1	48.1	56.8	34.5	40.3	
Unit pressure drop free cooling ON (12)(6)	kPa	93.8	101	112	131	90.6	105	
Sound Power (1)(7)	Lw	99	101	98	101	101	103	
	Lw with + OP76b	99	99	98	98	100	103	
Number of circuits / Compressors		2		1			2	
Water volume – open loop Free Cooling	Lt	270	58.1	58.1	255	255	255	
Minimum Water flow rate (10)	l/s	8.6	10.2	10.2	10.7	10.7	10.7	
Dimensions	Length	mm	5,800		6,880	7,960	9,040	
	Width	mm	5,800		2,238	2,553	2,868	
	Height	mm	5,800		2,238	2,553	2,868	
Weight (8)	Unit (8)	kg	4,555	5,247	4,664	5,083	5,840	
	Operating weight (8)	kg	5,242	5,247	5,166	5,176	5,835	5,840
Water Connection Size	Ø mm	168.3		139.7	168.3	168.3	168.3	
Unit	Running Current (1)(8)(11)	A	338	370	365	423	388	459
	Max Running Current (7)(8)(11)	A	450	481	467	474	523	566
	Current for Wiring Sizing (8)(11)	A	495	528	480	572	572	572
	Max Inrush Current (8)(9)(11)	A	0					

(1) Standard Rating at Ambient 35°C Inlet temperature 26°C, leaving temperature 18°C; Fluid Ethylene glycol 25%, Fouling factor = 0; (2) Seasonal Energy Efficiency Ratio as defined in EN14825, part load condition in cooling for Air to Water units, fan coil application, variable outlet, variable flow; (3) The seasonal space cooling energy efficiency ηs,c is calculated as defined in Regulation (EU) 2016/2281 the seasonal energy efficiency ratio SEER divided by the conversion coefficient CC (2.5), corrected by contributions accounting for temperature control (0.03); (4) Seasonal Energy Performance Ratio as defined in EN14825, part load condition in cooling for Air to Water units, high temperature application; (5) Based on AHRI conditions; (6) Fluid: Ethylene Glycol 25%, not including filter pressure drop. The installation of the filter is mandatory; (7) Sound power level measured in accordance with ISO9614, referred to unit operating at Standard Rating Conditions for Air to water chillers according to EN14511-2 Outdoor Heat exchanger inlet dry bulb temperature 35°; Indoor heat exchanger inlet water temperature 12°C, outlet water temperature 7°C; (8) These are intended as guidelines only and referred for unit without options. Refer to dedicated wiring diagram and unit nameplate for specific values; (9) Determined as follows: LRA of largest compressor + FLA of remaining compressors + FLA of the fans. Value intended as guideline. Refer to unit nameplate for specific value; (10) Minimum flow rate in variable flow application in correspondence of minimum chiller capacity, supply temperature 7°C, fluid: water; (11) Value referred to 400V/50Hz power supply. ±10% tolerance on Voltage, Voltage unbalance between phases must be within ± 3%; (12) Inlet 26°C, Leaving 18°C, Fluid: 25% Ethylene Glycol, Fouling factor = 0.



EWFD-TZSSD

		EWFD TZ-D SS	760	835	960	C10	H10	H11	H12
Cooling Capacity (1)	kW	1,006.2	1,119.7	1,280.8	1,356.0	1,402.2	1,554.9	1,712.6	
Power input (1)	kW	264.1	311.5	365.7	406.7	429.1	473.1	506.7	
EER (1)		3.81	3.6	3.5	3.330	3.270	3.290	3.380	
SEER (1)(2)		5.659	5.558	5.444	5.349	5.338	5.362	5.492	
η _{s,c} (3)	%	223	219	215	211	211	211	217	
SEPR (1)(2)		6.322	6.015	6.062	5.618	5.613	5.684	5.764	
IPLV (5)		6.045	5.875	5.8	5.680	5.709	5.697	5.967	
Full Free Cooling Temperature (12)	°C	7	5.55	3.4	2.36	1.78	2.28	5.01	
Flow rate (1)	l/s	34.5	38.4	43.9	46.5	48.1	53.3	58.7	
Evaporator Pressure Drop free cooling OFF (1)(6)	kPa	48.3	58.1	44.8	49.0	46.9	55.1	63.9	
Unit pressure drop free cooling ON (12)(6)	kPa	104	123	128	137	140	146	133	
Sound Power (1)(7)	Lw	99		100			101	102	
	Lw with + OP76b				100				101
Number of circuits / Compressors					2				
Water volume – open loop Free Cooling	l		280		481		557		
Minimum Water flow rate (10)	l/s		12.9		15.3		18.2		
Dimensions	Length	mm		7,960			9,040	11,200	
	Width	mm			2,238				
	Height	mm			2,553				
Weight (8)	Unit (8)	kg	6,059		6,316	6,316	6,427	6,936	7,956
	Operating weight (8)	kg	6,916	6,926	7,404	7,409	7,601	8,191	9,356
Water Connection Size	Ø mm		168.3			219.1			
Unit	Running Current (1)(8)(11)	A	434	505	586	647	680	745	795
	Max Running Current (7)(8)(11)	A	610	679	706	761	789	884	948
	Current for Wiring Sizing (8)(11)	A	671	747	776	837	868	935	958
	Max Inrush Current (8)(9)(11)	A				0			
		EWFD TZ-D SS	H13	H14	H15	H16	H17	H18	H19
Cooling Capacity (1)	kW	1,849.0	1,998.9	2,057.0	2,175.4	2,344.7	2,450.5	2,554.3	
Power input (1)	kW	561.0	622.3	572.2	673.3	732.0	827.9	956.3	
EER (1)		3.300	3.210	3.600	3.230	3.200	2.960	2.670	
SEER (1)(2)		5.510	5.340	5.382	5.414	5.408	5.185	5.225	
η _{s,c} (3)	%	217	211	212	214	213	204	206	
SEPR (1)(2)		5.503	5.524	6.997	6.629	6.471	6.167	5.992	
IPLV (5)		5.764	5.690	6.081	5.971	5.891	5.779	5.685	
Full Free Cooling Temperature (12)	°C	4.8	3.52	3.03	1.98	2.18	1.34	0.53	
Flow rate (1)	l/s	63.4	68.6	70.5	74.6	80.4	84.0	87.6	
Evaporator Pressure Drop free cooling OFF (1)(6)	kPa	72.6	48.6	50.8	55.5	61.4	66.1	70.8	
Unit pressure drop free cooling ON (12)(6)	kPa	141	129	136	150	154	166	179	
Sound Power (1)(7)	Lw	104	105	103	104	105	106	107	
	Lw with + OP76b				102				
Number of circuits / Compressors					2				
Water volume – open loop Free Cooling	Lt	557			1,011				
Minimum Water flow rate (10)	l/s	18.2			22.6				
Dimensions	Length	mm		12,280			13,360		
	Width	mm			2,238				
	Height	mm			2,553				
Weight (8)	Unit (8)	kg	8,465	9,157	9,561	9,561	10,070		
	Operating weight (8)	kg	9,945	11,107	11,520	11,535	12,130	12,140	12,150
Water Connection Size	Ø mm		219.1	273	273	273	273	273	273
Unit	Running Current (1)(8)(11)	A	875	975	901	1,051	1,145	1,287	1,477
	Max Running Current (7)(8)(11)	A	1,187	1,156	1,124	1,227	1,351	1,475	1,608
	Current for Wiring Sizing (8)(11)	A	1,248	1,271	1,237	1,280	1,486	1,621	1,621
	Max Inrush Current (8)(9)(11)	A				0			

(1) Standard Rating at Ambient 35°C Inlet temperature 26°C, leaving temperature 18°C; Fluid Ethylene glycol 25%, Fouling factor = 0; (2) Seasonal Energy Efficiency Ratio as defined in EN14825, part load condition in cooling for Air to Water units, fan coil application, variable outlet, variable flow; (3) The seasonal space cooling energy efficiency η_{s,c} is calculated as defined in Regulation (EU) 2016/2281 the seasonal energy efficiency ratio SEER divided by the conversion coefficient CC (2.5), corrected by contributions accounting for temperature control (0.03); (4) Seasonal Energy Performance Ratio as defined in EN14825, part load condition in cooling for Air to Water units, high temperature application; (5) Based on AHRI conditions; (6) Fluid: Ethylene Glycol 25%, not including filter pressure drop. The installation of the filter is mandatory; (7) Sound power level measured in accordance with ISO9614, referred to unit operating at Standard Rating Conditions for Air to water chillers according to EN14511:2 Outdoor Heat exchanger inlet dry bulb temperature 35°; Indoor heat exchanger inlet water temperature 12°C, outlet water temperature 7°C; (8) These are intended as guidelines only and referred for unit without options. Refer to dedicated wiring diagram and unit nameplate for specific values; (9) Determined as follows: LRA of largest compressor + FLA of remaining compressors + FLA of the fans. Value intended as guideline. Refer to unit nameplate for specific value; (10) Minimum flow rate in variable flow application in correspondence of minimum chiller capacity, supply temperature 7°C, fluid: water; (11) Value referred to 400V/50Hz power supply. ±10% tolerance on Voltage, Voltage unbalance between phases must be within ±3%; (12) Inlet 26°C, Leaving 18°C, Fluid: 25% Ethylene Glycol, Fouling factor = 0.

Air cooled Inverter screw free cooling with GOLD efficiency. Standard sound.

- Environmentally conscious HFC134a – the most thermodynamically efficient refrigerant for air cooled applications
- New generation of air-cooled inverter series with extension of capacity range: Nominal capacity up to 1,950 kW
- New single screw compressor geometry allowing performance optimisation
- Refrigerant-cooled inverter mounted on the compressor across the entire range
- Premium energy efficiency both at full and part load conditions
- Best capacity with smallest footprint
- Microchannel coils
- Unique fully integrated active harmonic filtration solution
- Glycol free application
- MicroTech 4 controller: sophisticated adaptive software logic for stable operating conditions

EWFD-TZXSD				10	10	11	12	12	13	14		
SEER				5.952	6.099	5.419	5.809	6	5.981	5.69		
Cooling capacity	Nom.	kW		1,415.38	1,345.28	1,524.63	1,730.56	1,621.86	1,814.3	1,952.16		
Power input	Cooling	Nom.	kW	396.8	356.55	415.43	509.14	461.94	535.19	490.74		
Capacity control	Method			Stepless								
	Minimum capacity			10.5	11.5	10.5	10		15			
EER				3.57	3.77	3.67	3.4	3.51	3.39	3.98		
IPLV				6.418	6.591	6.605	6.38	6.44	6.347	6.404		
Dimensions	Unit	Height	mm	2,553								
		Width	mm	2,238								
		Depth	mm	10,120			11,200		12,280		13,360	
Weight	Unit	kg		7,390		8,011		8,892		10,070		
	Operation weight			8,619	8,609	9,391	9,416	9,401	10,826	12,080		
Air heat exchanger	Type			Microchannel								
Compressor	Type			Screw compressor								
	Quantity			2								
Fan	Type			Direct propeller								
	Quantity			18		20		22		24		
	Air flow rate	Cooling	Nom.	l/s	11,385	12,650		13,915		15,180		
Sound power level	Cooling	Nom.	dBA	102.3	101	102.9	107.5	105.2	106.1	102		
Sound pressure level	Cooling	Nom.	dBA	77.5	76.8	77.6	78	77.9	79.1	78.9		
Operation range	Air side	Cooling	Min.~Max.	°CDB	-20 ~46							
Refrigerant	Type/GWP			R-134A/1,430								
	Charge			kg	145	135	155	180	165	190	200	
	Circuits			Quantity	2							
Piping connections	Evaporator water inlet/outlet (OD)			219.1				273				
Unit	Starting current			A								
	Running current			Cooling	A	632	572	660	799	729	837	780
	Running current			A	782	720	744	851	803	899	997	
Power supply	Phase/Hz/V			3/50/400								

EWFD-TZXSD				15	16	17	295	345	380	440		
SEER				5.512	5.517	5.368	5.513	5.77	5.694	6.127		
Cooling capacity	Nom.	kW		2,065.72	2,200.84	2,323.94	401.17	469.25	513.31	601.95		
Power input	Cooling	Nom.	kW	577.66	660.12	760.95	107.12	119.37	140.94	143.9		
Capacity control	Method			Stepless								
	Minimum capacity			13.5	12.5	11.5	21.5	19	16.5	27.5		
EER				3.58	3.33	3.05	3.74	3.93	3.64	4.18		
IPLV				6.197	6.076	5.915	6.087	6.309	6.223	6.763		
Dimensions	Unit	Height	mm	2,553								
		Width	mm	2,238								
		Depth	mm	13,360			3,640		4,720		5,800	
Weight	Unit	kg		10,070		3,307		3,846		4,720		
	Operation weight			12,095	12,110	12,125	3,598	4,216	4,221	5,202		
Air heat exchanger	Type			Microchannel								
Compressor	Type			Screw compressor								
	Quantity			2				1				
Fan	Type			Direct propeller								
	Quantity			24		6		8		10		
	Air flow rate	Cooling	Nom.	l/s	15,180		3,795		5,060			
Sound power level	Cooling	Nom.	dBA	102.8	103.7	104.5	97.5	98.1	102.6	95.7		
Sound pressure level	Cooling	Nom.	dBA	79.7	80.5	81.4	79.9	81.8	82.8	74.6		
Operation range	Air side	Cooling	Min.~Max.	°CDB	-20 ~46							
Refrigerant	Type/GWP			R-134A/1,430								
	Charge			kg	215	230	245	40	45	50	60	
	Circuits			Quantity	2		40		1			
Piping connections	Evaporator water inlet/outlet (OD)			273				88.9				
Unit	Starting current			A								
	Running current			Cooling	A	909	1,031	1,188	174	192	224	235
	Running current			A	1,103	1,217	1,330	224	261	289	314	
Power supply	Phase/Hz/V			3/50/400								



MicroTech 4



EWFD-TZXSD

				EWFD-TZXSD		515	525	565	565	610	635	670
SEER				5.991	5.812	5.746	6.002	5.825	5.971	5.719		
Cooling capacity	Nom.			kW	696.19	726.87	780.49	745.59	816.11	855.97	887.31	
Power input	Cooling	Nom.			kW	183.64	172.98	192.57	190.54	203.72	235.03	230.65
Capacity control	Method		Stepless									
	Minimum capacity				%	23	12.5	11.5	21.5	10.5	19	10
EER						3.79	4.2	4.05	3.91	4.01	3.64	3.85
IPLV						6.548	6.305	6.193	6.747	6.275	6.544	6.135
Dimensions	Unit	Height			mm	2,553						
		Width			mm	2,238						
		Depth			mm	5,800	6,880		7,960		6,880	7,960
Weight	Unit			kg	4,720	5,254		5,315		5,763	5,315	5,763
	Operation weight			kg	5,212	5,986	5,996	5,897	6,576	5,907	6,581	
Air heat exchanger	Type		Microchannel									
Compressor	Type		Screw compressor									
	Quantity					1	2	1	2	1	2	
Fan	Type		Direct propeller									
	Quantity					10	12		14		12	14
	Air flow rate	Cooling	Nom.			l/s	6,325	7,590		8,855	7,590	8,855
Sound power level	Cooling	Nom.			dBA	97.5	100.1	100.3	100.1	100.6	104.6	100.9
Sound pressure level	Cooling	Nom.			dBA	75.8	78.9	80.2	76.2	81.2	76.6	83.3
Operation range	Air side	Cooling	Min.~Max.			°CDB	-20 ~46					
Refrigerant	Type/GWP		R-134A/1,430									
	Charge				kg	70	80		75		85	90
	Circuits	Quantity					1	2	1	2	1	2
Piping connections	Evaporator water inlet/outlet (OD)					139.7	168.3		139.7	168.3	139.7	168.3
Unit	Starting current				A	0						
	Running	Cooling			A	294	286	315	304	332	370	372
	current				A	342	389	429	404	457	452	498
Power supply	Phase/Hz/V		3/50/400									
				EWFD-TZXSD		705	725	760	805	880	950	
SEER						5.379	5.728	5.305	5.937	6.09	5.977	
Cooling capacity	Nom.			kW	931.88	961.82	1,005.8	1,092.87	1,196.64	1,293.63		
Power input	Cooling	Nom.			kW	236.46	257.52	284.2	284.08	310.25	357.95	
Capacity control	Method		Stepless									
	Minimum capacity				%	30	10	27.5	10	13.5	12.5	
EER						3.94	3.73	3.54	3.85	3.86	3.61	
IPLV						5.859	6.225	5.769	6.482	6.614	6.459	
Dimensions	Unit	Height			mm	2,553						
		Width			mm	2,238						
		Depth			mm	6,880	7,960	6,880	6,624		9,040	6,881
Weight	Unit			kg	5,984	5,834	5,984	7,753		8,019	8,029	
	Operation weight			kg	6,586	6,704	6,596	7,753		8,019	8,029	
Air heat exchanger	Type		Microchannel									
Compressor	Type		Screw compressor									
	Quantity					1	2	1	2			
Fan	Type		Direct propeller									
	Quantity					12	14	12	16			
	Air flow rate	Cooling	Nom.			l/s	7,590	8,855	7,590	10,120		
Sound power level	Cooling	Nom.			dBA	99	102.3	99.8	104.6	98.4	100.3	
Sound pressure level	Cooling	Nom.			dBA	77.8	83.8	78.6	83.9	76.1	76.5	
Operation range	Air side	Cooling	Min.~Max.			°CDB	-20 ~46					
Refrigerant	Type/GWP		R-134A/1,430									
	Charge				kg	95	100	105	110	120	130	
	Circuits	Quantity					1	2	1	2		
Piping connections	Evaporator water inlet/outlet (OD)					139.7	168.3	139.7	219.1			
Unit	Starting current				A	0						
	Running	Cooling			A	377	412	448	452	503	574	
	current				A	520	535	568	573	626	683	
Power supply	Phase/Hz/V		3/50/400									

Air cooled Inverter screw free cooling with PLATINUM efficiency. Standard sound.

- Environmentally conscious HFC134a – the most thermodynamically efficient refrigerant for air cooled applications
- New generation of air-cooled inverter series with extension of capacity range: Nominal capacity up to 1,950 kW
- New single screw compressor geometry allowing performance optimisation
- Refrigerant-cooled inverter mounted on the compressor across the entire range
- Premium energy efficiency both at full and part load conditions
- Best capacity with smallest footprint
- Microchannel coils
- Unique fully integrated active harmonic filtration solution
- Glycol free application
- MicroTech 4 controller: sophisticated adaptive software logic for stable operating conditions

EWFD-TZPSD					10	10	11	12	12	13	14	15	285	
SEER					6.411	6.274	6.44	6.189	6.286	6.18	5.85	5.671	6.018	
Cooling capacity	Nom.			kW	1,326.86	1,449.2	1,496.98	1,734.57	1,619.43	1,847.58	1,954.24	2,069.82	384.11	
Power input	Cooling	Nom.			kW	330.48	382.27	378.98	481.29	433.58	517.97	481.1	87.52	
Capacity control	Method				Stepless									
	Minimum capacity				%	11.5	10.5				15	13.5	23	
EER					4.01	3.79	3.95	3.6	3.73	3.57	4.06	3.66	4.39	
IPLV					6.876	6.739	6.964	6.639	6.778	6.674	6.585	6.367	6.73	
Dimensions	Unit	Height			mm	2,553								
		Width			mm	2,238								
		Depth			mm	11,200		12,280			13,360		4,720	
Weight	Unit				kg	7,900		8,521	8,892	8,521	9,402	10,070	3,846	
	Operation weight				kg	9,189	9,199	9,971	10,816	9,976	11,401	12,085	12,100	4,211
Air heat exchanger	Type				Microchannel									
Compressor	Type				Screw compressor									
	Quantity				2									
Fan	Type				Direct propeller									
	Quantity				20									
	Air flow rate	Cooling	Nom.	l/s	12,650		13,915			24		8		
Sound power level	Cooling	Nom.			dB(A)	101.1	102.4	103	107.5	105.2	106.2	102	102.8	97.5
Sound pressure level	Cooling	Nom.			dB(A)	76.6	77.3	77.4	77.9	77.7	78.9	79.7	78.2	
Operation range	Air side	Cooling	Min.~Max.	°CDB	-20 ~46									
Refrigerant	Type/GWP				R-134A/1,430									
	Charge				kg	140	150	160	180	165	190	205	220	40
	Circuits				Quantity	2								
Piping connections	Evaporator water inlet/outlet (OD)				219.1									
Unit	Starting current				A									
	Running	Cooling			A	637	685	605	757	687	812	766	891	145
	Power supply				Phase/Hz/V	3/50/400								

EWFD-TZPSD					330	370	405	450	490	530	575	615	675	
SEER					6.229	6.138	6.369	6.325	6.262	6.194	6.108	6.056	5.971	
Cooling capacity	Nom.			kW	452.16	500.07	559.54	621.98	642	730.72	792.78	811.77	919.56	
Power input	Cooling	Nom.			kW	104.14	122.84	121.3	138.19	138.4	166.83	187.35	220.31	
Capacity control	Method				Stepless									
	Minimum capacity				%	20	17.5	30	27.5	25	12.5	11.5	10.5	10
EER					4.34	4.07	4.61	4.5	4.64	4.38	4.24	4.33	4.17	
IPLV					6.82	6.691	7.327	7.623	7.171	6.719	6.613	6.593	6.435	
Dimensions	Unit	Height			mm	2,553								
		Width			mm	2,238								
		Depth			mm	5,800		6,880			7,960		9,040	
Weight	Unit				kg	4,356		5,229	5,315		5,763		9,040	
	Operation weight				kg	4,791	4,796	5,771	5,882	5,887	6,566	6,571	7,151	7,161
Air heat exchanger	Type				Microchannel									
Compressor	Type				Screw compressor									
	Quantity				1									
Fan	Type				Direct propeller									
	Quantity				10									
	Air flow rate	Cooling	Nom.	l/s	6,325		7,590			14		16		
Sound power level	Cooling	Nom.			dB(A)	98.1	100.4	94.7	96	97.7	100.2	100.4	100.7	101
Sound pressure level	Cooling	Nom.			dB(A)	81	81.9	74.2	74.5	74.9	78.6	79.9	80.9	83
Operation range	Air side	Cooling	Min.~Max.	°CDB	-20 ~46									
Refrigerant	Type/GWP				R-134A/1,430									
	Charge				kg	45	50	55	60	65	75	80	85	95
	Circuits				Quantity	1								
Piping connections	Evaporator water inlet/outlet (OD)				88.9									
Unit	Starting current				A									
	Running	Cooling			A	169	197	201	226	277	307	308	357	
	Power supply				Phase/Hz/V	3/50/400								



MicroTech 4



EWFD-TZPSD

					EWFD-TZPSD	735	810	890	960
SEER						6.024	6.262	6.488	6.363
Cooling capacity	Nom.				kW	998.68	1,105.28	1,177.66	1,275.17
Power input	Cooling	Nom.			kW	252.26	263.6	282.75	320.56
Capacity control	Method	Stepless							
	Minimum capacity				%	10		13.5	12.5
EER						3.96	4.19	4.16	3.98
IPLV						6.529	6.853	7.078	6.894
Dimensions	Unit	Height			mm	2,553			
		Width			mm	2,238			
		Depth			mm	9,040	10,120		
Weight	Unit				kg	6,344	7,134	7,390	
	Operation weight				kg	7,279	8,327	8,594	8,604
Air heat exchanger	Type	Microchannel							
Compressor	Type	Screw compressor							
	Quantity	2							
Fan	Type	Direct propeller							
	Quantity					16	18		
	Air flow rate	Cooling	Nom.	I/s	10,120	11,385			
Sound power level	Cooling	Nom.			dB(A)	102.3	104.6	98.6	100.4
Sound pressure level	Cooling	Nom.			dB(A)	83.4	83.6	75.9	76.3
Operation range	Air side	Cooling	Min.~Max.	°CDB	-20 ~46				
Refrigerant	Type/GWP	R-134A/1,430							
	Charge				kg	100	110	120	130
	Circuits	Quantity	2						
Piping connections	Evaporator water inlet/outlet (OD)					168.3	219.1		
Unit	Starting current				A	0			
	Running current	Cooling			A	404	421	462	519
					A	535	573	616	672
Power supply	Phase/Hz/V	3/50/400							

Air cooled Inverter screw free cooling with BLU efficiency. Standard sound.

- HFO R-1234ze(E) Refrigerant with Ozone Depletion Potential equal to zero and extremely low Global Warming Potential
- New generation of air-cooled inverter series with extension of capacity range: Nominal capacity up to 1,600 kW
- New single screw compressor geometry allowing performance optimisation
- Refrigerant-cooled inverter mounted on the compressor across the entire range
- Premium energy efficiency both at full and part load conditions
- Best capacity with smallest footprint
- Microchannel coils
- Unique fully integrated active harmonic filtration solution
- Glycol free application
- MicroTech 4 controller: sophisticated adaptive software logic for stable operating conditions

EWFH TZ-D BS		235	255	300	350	400	400	420	
Cooling Capacity (1)	kW	313.9	346	406.4	483.9	531.2	538.7	557.2	
Power input (1)	kW	96.1	116.2	154.3	142.4	172.9	144.6	190	
EER (1)		3.27	2.98	2.63	3.4	3.07	3.73	2.93	
SEER (1)(2)		5.059	4.998	4.723	5.229	5.089	4.974	5.053	
ηs,c (3)	%	199	197	186	206	201	196	199	
SEPR (1)(2)		5.774	5.486	5.116	5.742	5.475	6.007	5.278	
IPLV (5)		5.386	5.251	4.93	5.67	5.47	5.334	5.364	
Full Free Cooling Temperature (12)	°C	5.8	4.29	1.46	5.42	3.96	7.87	3.08	
Flow rate (1)	l/s	10.8	11.9	13.9	16.6	18.2	18.5	19.1	
Evaporator Pressure Drop free cooling OFF (1)(6)	kPa	11.3	13.5	14.8	33.7	40.3	28.5	44	
Unit pressure drop free cooling ON (12)(6)	kPa	74.4	85.8	112	99.1	117	78.7	127	
Sound Power (1)(7)	Lw	98	100	101	97	98	97	98	
	Lw with + OP76b		93	95	92	93	94	93	
Number of circuits / Compressors				1			2	1	
Water volume – open loop Free Cooling	l	40		48		42.7	152	42.7	
Minimum Water flow rate (10)	l/s	7.6	7.6	8.5	5.94	5.94	8.7	5.94	
Dimensions	Length	2,560			3,640		4,720	3,640	
	Width				2,238				
	Height				2,553				
Weight (8)	Unit (8)	2,626	2,626	2,656	3,581		3,874	3,581	
	Operating weight (8)	2,882	2,887	2,938	3,927.7	3,932.7	4,510	3,932.7	
Water Connection Size	Ø mm	88.9			139.7				
Unit	Running Current (1)(8)(11)	A	157	187	244	233	278	238	304
	Max Running Current (7)(8)(11)	A	204	227	268	291	334	334	355
	Current for Wiring Sizing (8)(11)	A	224	249	275	320	367	368	391
	Max Inrush Current (8)(9)(11)	A	0						

EWFH TZ-D BS		425	455	485	505	545	545	
Cooling Capacity (1)	kW	566.5	594.2	663.9	651.8	717.4	747.2	
Power input (1)	kW	158.4	218.7	195.8	242.4	250.2	238.9	
EER (1)		3.58	2.72	3.39	2.69	2.87	3.13	
SEER (1)(2)		4.912	4.925	4.875	4.875	5.148	4.819	
ηs,c (3)	%	193	194	192	192	203	190	
SEPR (1)(2)		5.912	5.019	5.767	4.875	5.047	5.545	
IPLV (5)		5.262	4.994	5.224	5.082	5.233	5.172	
Full Free Cooling Temperature (12)	°C	7.21	1.94	4.99	0.25	3.75	3	
Flow rate (1)	l/s	19.4	20.4	22.8	22.4	24.6	25.6	
Evaporator Pressure Drop free cooling OFF (1)(6)	kPa	31	49.5	35.1	32.9	39.8	35.7	
Unit pressure drop free cooling ON (12)(6)	kPa	85.5	143	98.2	143	118	113	
Sound Power (1)(7)	Lw	100		101	102	103	103	
	Lw with + OP76b	95	93	96	94	95	96	
Number of circuits / Compressors		2	1	2		1	2	
Water volume – open loop Free Cooling	Lt	152	42.7	255	58.1	58.1	232	
Minimum Water flow rate (10)	l/s	8.7	5.94	8.6	10.2	10.2	10.7	
Dimensions	Length	4,720	3,640	4,720	3,640		4,720	
	Width				2,238			
	Height				2,553			
Weight (8)	Unit (8)	3,874	3,581	4,064	3,966	4,475	4,093	
	Operating weight (8)	4,515	3,937.7	4,915	4,364.1	4,943.1	4,909	
Water Connection Size	Ø mm	139.7		168.3	139.7		168.3	
Unit	Running Current (1)(8)(11)	A	258	346	320	381	393	384
	Max Running Current (7)(8)(11)	A	358	396	406	435	463	452
	Current for Wiring Sizing (8)(11)	A	394	436	447	457	468	497
	Max Inrush Current (8)(9)(11)	A	0					

(1) Standard Rating at Ambient 35°C Inlet temperature 26°C, leaving temperature 18°C; Fluid Ethylene glycol 25%, Fouling factor = 0; (2) Seasonal Energy Efficiency Ratio as defined in EN14825, part load condition in cooling for Air to Water units, fan coil application, variable outlet, variable flow; (3) The seasonal space cooling energy efficiency ηs,c is calculated as defined in Regulation (EU) 2016/2281 the seasonal energy efficiency ratio SEER divided by the conversion coefficient CC (2.5), corrected by contributions accounting for temperature control (0.03); (4) Seasonal Energy Performance Ratio as defined in EN14825, part load condition in cooling for Air to Water units, high temperature application; (5) Based on AHRI conditions; (6) Fluid: Ethylene Glycol 25%, not including filter pressure drop. The installation of the filter is mandatory; (7) Sound power level measured in accordance with ISO9614, referred to unit operating at Standard Rating Conditions for Air to water chillers according to EN14511:2 Outdoor Heat exchanger inlet dry bulb temperature 35°; Indoor heat exchanger inlet water temperature 12°C, outlet water temperature 7°C; (8) These are intended as guidelines only and referred for unit without options. Refer to dedicated wiring diagram and unit nameplate for specific values; (9) Determined as follows: LRA of largest compressor + FLA of remaining compressors + FLA of the fans. Value intended as guideline. Refer to unit nameplate for specific value; (10) Minimum flow rate in variable flow application in correspondence of minimum chiller capacity, supply temperature 7°C, fluid: water; (11) Value referred to 400V/50Hz power supply. ±10% tolerance on Voltage, Voltage unbalance between phases must be within ± 3%; (12) Inlet 26°C, Leaving 18°C, Fluid: 25% Ethylene Glycol, Fouling factor = 0.



MicroTech 4



EWFH-TZBSD

		EWFH TZ-D BS	590	635	745	785	845	900	985
Cooling Capacity (1)	kW	787.5	861.2	998.9	1,051	1,136.3	1,213.7	1,324.7	
Power input (1)	kW	248.7	289.1	287.6	320.6	361.1	377.9	443.3	
EER (1)		3.17	2.98	3.47	3.28	3.15	3.21	2.99	
SEER (1)(2)		4.948	4.899	5.268	5.165	5.139	5.268	5.129	
η _{s,c} (3)	%	195	193	208	204	203	208	202	
SEPR (1)(2)		5.432	5.436	5.834	5.618	5.506	5.536	5.21	
IPLV (5)		5.275	5.242	5.594	5.496	5.443	5.506	5.399	
Full Free Cooling Temperature (12)	°C	5.78	4.4	4.94	4.09	2.74	4.32	2.78	
Flow rate (1)	l/s	27	29.5	34.3	36	39	41.6	45.4	
Evaporator Pressure Drop free cooling OFF (1)(6)	kPa	47.5	44.8	47.4	51.6	58	64.9	59.5	
Unit pressure drop free cooling ON (12)(6)	kPa	110		116		127		137	
Sound Power (1)(7)	Lw	104	105		100		101		103
	Lw with + OP76b	97	98		95		96		97
Number of circuits / Compressors					2				
Water volume – open loop Free Cooling	l	255	232		280		492	492	583
Minimum Water flow rate (10)	l/s	8.6	10.7		12.9		12.3	12.3	14.6
Dimensions	Length	mm	5,800			6,880		7,960	
	Width	mm				2,238			
	Height	mm				2,553			
Weight (8)	Unit (8)	kg	4,573	4,603		5,549		5,793	6,303
	Operating weight (8)	kg	5,505	5,494	6,616	6,626	7,299	7,884	8,165
Water Connection Size	Ø mm			168.3				219.1	
Unit	Running Current (1)(8)(11)	A	399	472	469	519	579	604	701
	Max Running Current (7)(8)(11)	A	494	895	581	624	667	719	801
	Current for Wiring Sizing (8)(11)	A	535	901	639	686	733	791	880
	Max Inrush Current (8)(9)(11)	A			0				

		EWFH TZ-D BS	C11	H11	C13	H13	H14	C15	H15
Cooling Capacity (1)	kW	1,479.5	1,571.8	1,724.5	1,815.6	1,944.9	1,996.8	2,083.0	
Power input (1)	kW	487.5	542.9	527.7	603.8	659.1	724.8	758.8	
EER (1)		3.040	2.890	3.270	3.010	2.950	2.760	2.740	
SEER (1)(2)		5.106	4.996	5.425	5.348	5.365	5.278	5.295	
η _{s,c} (3)	%	201	197	214	211	212	208	209	
SEPR (1)(2)		5.17	5.051	6.572	6.304	6.249	6.097	6.134	
IPLV (5)		5.392	5.238	5.966	5.902	5.812	5.741	5.748	
Full Free Cooling Temperature (12)	°C	3.18	2.15	2.56	1.67	2.28	1.8	2.79	
Flow rate (1)	l/s	50.7	53.9	59.1	62.3	66.7	68.5	71.4	
Evaporator Pressure Drop free cooling OFF (1)(6)	kPa	45.2	49.4	38.7	41.9	46.8	48.3	52.9	
Unit pressure drop free cooling ON (12)(6)	kPa	128	142	130	141	139	146	140	
Sound Power (1)(7)	Lw	105	107		104	105	106		107
	Lw with + OP76b			98			99		
Number of circuits / Compressors					2				
Water volume – open loop Free Cooling	l	1,043				1,011			
Minimum Water flow rate (10)	l/s	18.1				22.6			
Dimensions	Length	mm	9,040			10,120		11,200	
	Width	mm				2,238			
	Height	mm				2,553			
Weight (8)	Unit (8)	kg	7,587			8,542		9,051	
	Operating weight (8)	kg	10,366	10,376		11,347		11,946	12,536
Water Connection Size	Ø mm					273			
Unit	Running Current (1)(8)(11)	A	767	849	835	948	1,030	1,135	1,185
	Max Running Current (7)(8)(11)	A	889	927	1,015	1,106	1,218	1,330	1,400
	Current for Wiring Sizing (8)(11)	A	935	935	1,116	1,210	1,340	1,463	1,540
	Max Inrush Current (8)(9)(11)	A			0				

(1) Standard Rating at Ambient 35°C Inlet temperature 26°C, leaving temperature 18°C; Fluid Ethylene glycol 25%, Fouling factor = 0; (2) Seasonal Energy Efficiency Ratio as defined in EN14825, part load condition in cooling for Air to Water units, fan coil application, variable outlet, variable flow; (3) The seasonal space cooling energy efficiency η_{s,c} is calculated as defined in Regulation (EU) 2016/2281 the seasonal energy efficiency ratio SEER divided by the conversion coefficient CC (2.5), corrected by contributions accounting for temperature control (0.03); (4) Seasonal Energy Performance Ratio as defined in EN14825, part load condition in cooling for Air to Water units, high temperature application; (5) Based on AHRI conditions; (6) Fluid: Ethylene Glycol 25%, not including filter pressure drop. The installation of the filter is mandatory; (7) Sound power level measured in accordance with ISO9614, referred to unit operating at Standard Rating Conditions for Air to water chillers according to EN14511:2 Outdoor Heat exchanger inlet dry bulb temperature 35°; Indoor heat exchanger inlet water temperature 12°C, outlet water temperature 7°C; (8) These are intended as guidelines only and referred for unit without options. Refer to dedicated wiring diagram and unit nameplate for specific values; (9) Determined as follows: LRA of largest compressor + FLA of remaining compressors + FLA of the fans. Value intended as guideline. Refer to unit nameplate for specific value; (10) Minimum flow rate in variable flow application in correspondence of minimum chiller capacity, supply temperature 7°C, fluid: water; (11) Value referred to 400V/50Hz power supply. ±10% tolerance on Voltage, Voltage unbalance between phases must be within ±3%; (12) Inlet 26°C, Leaving 18°C, Fluid: 25% Ethylene Glycol, Fouling factor = 0.

Air cooled Inverter screw free cooling with SILVER efficiency. Standard sound.

- HFO R-1234ze(E) Refrigerant with Ozone Depletion Potential equal to zero and extremely low Global Warming Potential
- New generation of air-cooled inverter series with extension of capacity range: Nominal capacity up to 1,600 kW
- New single screw compressor geometry allowing performance optimisation
- Refrigerant-cooled inverter mounted on the compressor across the entire range
- Premium energy efficiency both at full and part load conditions
- Best capacity with smallest footprint
- Microchannel coils
- Unique fully integrated active harmonic filtration solution
- Glycol free application
- MicroTech 4 controller: sophisticated adaptive software logic for stable operating conditions

		EWFH TZ-D SS		240	265	295	370	400	415	450
Cooling Capacity (1)	kW	322.7	352.6	403.9	493.5	539.1	555.6	599.4		
Power input (1)	kW	87.7	102.1	121.9	133.5	141.8	164.8	177.8		
EER (1)		3.68	3.45	3.32	3.7	3.8	3.37	3.37		
SEER (1)(2)		5.37	5.267	5.211	5.412	5.195	5.299	5.284		
ηs,c (3)	%	212	208	205	213	205	209	208		
SEPR (1)(2)		6.171	5.977	5.813	6.055	4.695	5.451	5.621		
IPLV (5)		5.695	5.62	5.412	5.962	5.56	5.678	5.767		
Full Free Cooling Temperature (12)	°C	10.35	9.44	7.85	8.91	10.36	7.47	6.47		
Flow rate (1)	l/s	11.1	12.1	13.9	16.9	18.5	19.1	20.6		
Evaporator Pressure Drop free cooling OFF (1)(6)	kPa	11.9	14.1	14.6	35.1	28.7	43.4	28.1		
Unit pressure drop free cooling ON (12)(6)	kPa	46.3	53.8	64.1	78.3	64.1	95.8	86.4		
Sound Power (1)(7)	Lw	98	100	102	97		98			
	Lw with + OP76b	94	94	95	93	95	94			
Number of circuits / Compressors		1			2		1			
Water volume – open loop Free Cooling	l	40	40	48	42.7	152	42.7	58.1		
Minimum Water flow rate (10)	l/s	7.6	7.6	8.5	5.94	8.7	5.94	10.2		
Dimensions	Length	3,640			4,720		4,720			
	Width				2,238					
	Height				2,553					
Weight (8)	Unit (8)	3,136	3,136	3,166	4,090	4,384	4,090	4,154		
	Operating weight (8)	3,462	3,462	3,513	4,502.7	5,085	4,507.7	4,607.1		
Water Connection Size	Ø mm	88.9			139.7					
Unit	Running Current (1)(8)(11)	A	145	166	196	219	234	266	285	
	Max Running Current (7)(8)(11)	A	214	237	259	302	345	344	365	
	Current for Wiring Sizing (8)(11)	A	235	261	285	332	379	379	402	
	Max Inrush Current (8)(9)(11)	A	0							

		EWFH TZ-D SS		470	490	535	540	595	630	
Cooling Capacity (1)	kW	629.2	650.1	681.2	717.6	803.4	850.3			
Power input (1)	kW	175.5	206	194.5	227.4	231.9	252.2			
EER (1)		3.59	3.16	3.5	3.16	3.46	3.37			
SEER (1)(2)		5.058	5.208	5.097	5.441	5.15	5.072			
ηs,c (3)	%	199	205	201	215	203	200			
SEPR (1)(2)		5.92	5.389	5.871	5.303	3.933	5.644			
IPLV (5)		5.39	5.594	5.423	5.459	5.509	5.431			
Full Free Cooling Temperature (12)	°C	8.69	5.31	7.71	7.04	7.92	7.2			
Flow rate (1)	l/s	21.6	22.3	23.4	24.6	27.6	29.2			
Evaporator Pressure Drop free cooling OFF (1)(6)	kPa	37.4	32.8	36.4	39.3	39.6	43.5			
Unit pressure drop free cooling ON (12)(6)	kPa	82.8	98.6	88.6	93.9	88.7	97.1			
Sound Power (1)(7)	Lw	101		102	102	104	105			
	Lw with + OP76b	96	94	97	95	98				
Number of circuits / Compressors		2	1	2	1	2				
Water volume – open loop Free Cooling	l	152	58.1	255	58.1	232	232			
Minimum Water flow rate (10)	l/s	8.7	10.2	8.6	10.2	10.7	10.7			
Dimensions	Length	5,800	4,720		5,800		6,880			
	Width				2,238					
	Height				2,553					
Weight (8)	Unit (8)	4,384	4,154	4,573	4,985	5,113	5,113			
	Operating weight (8)	5,095	4,612.1	5,495	5,518.1	6,064	6,069			
Water Connection Size	Ø mm	139.7			168.3		139.7		168.3	
Unit	Running Current (1)(8)(11)	A	290	327	318	359	374	404		
	Max Running Current (7)(8)(11)	A	405	406	428	455	495	526		
	Current for Wiring Sizing (8)(11)	A	445	447	471	480	544	570		
	Max Inrush Current (8)(9)(11)	A	0							

(1) Standard Rating at Ambient 35°C Inlet temperature 26°C, leaving temperature 18°C; Fluid Ethylene glycol 25%, Fouling factor = 0; (2) Seasonal Energy Efficiency Ratio as defined in EN14825, part load condition in cooling for Air to Water units, fan coil application, variable outlet, variable flow; (3) The seasonal space cooling energy efficiency ηs,c is calculated as defined in Regulation (EU) 2016/2281 the seasonal energy efficiency ratio SEER divided by the conversion coefficient CC (2.5), corrected by contributions accounting for temperature control (0.03); (4) Seasonal Energy Performance Ratio as defined in EN14825, part load condition in cooling for Air to Water units, high temperature application; (5) Based on AHRI conditions; (6) Fluid: Ethylene Glycol 25%, not including filter pressure drop. The installation of the filter is mandatory; (7) Sound power level measured in accordance with ISO9614, referred to unit operating at Standard Rating Conditions for Air to water chillers according to EN14511-2 Outdoor Heat exchanger inlet dry bulb temperature 35°; Indoor heat exchanger inlet water temperature 12°C, outlet water temperature 7°C; (8) These are intended as guidelines only and referred for unit without options. Refer to dedicated wiring diagram and unit nameplate for specific values; (9) Determined as follows: LRA of largest compressor + FLA of remaining compressors + FLA of the fans. Value intended as guideline. Refer to unit nameplate for specific value; (10) Minimum flow rate in variable flow application in correspondence of minimum chiller capacity, supply temperature 7°C, fluid: water; (11) Value referred to 400V/50Hz power supply. ±10% tolerance on Voltage, Voltage unbalance between phases must be within ± 3%; (12) Inlet 26°C, Leaving 18°C, Fluid: 25% Ethylene Glycol, Fouling factor = 0.



EWFH-TZSSD

		EWFH TZ-D SS	690	740	795	855	910	980	C10
Cooling Capacity (1)		kW	941.1	995.8	1,069	1,144.7	1,219.8	1,331.5	1,404.6
Power input (1)		kW	261.8	284.4	310.2	341.5	360.9	401.6	417.8
EER (1)			3.6	3.5	3.45	3.35	3.38	3.32	3.360
SEER (1)(2)			5.348	5.253	5.277	5.348	5.38	5.381	5.392
$\eta_{s,c}$ (3)		%	211	207	208	211	212	212	213
SEPR (1)(2)			5.917	5.831	5.813	5.67	5.643	5.437	3.898
IPLV (5)			5.69	5.6	5.662	5.622	5.657	5.622	5.638
Full Free Cooling Temperature (12)		°C	5.8	4.99	6.19	5.23	6.18	6.63	7.32
Flow rate (1)		l/s	32.3	34.2	36.7	39.3	41.8	45.7	48.2
Evaporator Pressure Drop free cooling OFF (1)(6)		kPa	43	47.3	53.6	56.8	62.7	77.7	64.4
Unit pressure drop free cooling ON (12)(6)		kPa	106	115	114	124	122	130	118
Sound Power (1)(7)	Lw	dB(a)	99	100		101	102	103	104
	Lw with + OP76b	dB(a)		95		96		97	98
Number of circuits / Compressors						2			
Water volume – open loop Free Cooling		l	280	280	280	492	492	492	583
Minimum Water flow rate (10)		l/s	12.9	12.9	12.9	12.3	12.3	12.3	14.6
Dimensions	Length	mm	6,880	6,880	7,960	7,960	9,040	10,120	11,200
	Width	mm	2,238	2,238	2,238	2,238	2,238	2,238	2,238
	Height	mm	2,553	2,553	2,553	2,553	2,553	2,553	2,553
Weight (8)	Unit (8)	kg	5,549	5,549	6,059	6,303	6,812	7,322	7,920
	Operating weight (8)	kg	6,611	6,616	7,201	7,879	8,459	9,044	9,899
Water Connection Size		Ø mm		168.3				219.1	
Unit	Running Current (1)(8)(11)	A	431	465	503	550	579	639	663
	Max Running Current (7)(8)(11)	A	538	581	634	677	729	802	852
	Current for Wiring Sizing (8)(11)	A	592	639	698	745	802	882	937
	Max Inrush Current (8)(9)(11)	A				0			

		EWFH TZ-D SS	C11	C12	H12	H13	C14	C15	H15
Cooling Capacity (1)		kW	1,500.1	1,650.7	1,760.0	1,860.7	1,974.1	2,038.4	2,148.5
Power input (1)		kW	448.7	524.5	508.1	582.6	634.8	649.6	772.0
EER (1)			3.340	3.150	3.460	3.190	3.110	3.140	2.780
SEER (1)(2)			5.353	5.19	5.529	5.447	5.523	5.559	5.47
$\eta_{s,c}$ (3)		%	211	205	218	215	218	219	216
SEPR (1)(2)			5.5	5.066	6.752	6.444	6.392	6.385	6.239
IPLV (5)			5.592	5.422	6.121	5.964	6.063	6.076	5.970
Full Free Cooling Temperature (12)		°C	6.39	5.05	4.05	3.09	3.75	4.6	3.86
Flow rate (1)		l/s	51.4	56.6	60.4	63.8	67.7	69.9	73.7
Evaporator Pressure Drop free cooling OFF (1)(6)		kPa	45.4	53.4	39.8	43.5	47.7	50.2	53.5
Unit pressure drop free cooling ON (12)(6)		kPa	104	119	117	129	128	121	133
Sound Power (1)(7)	Lw	dB(a)	105	107	104	105	106	107	108
	Lw with + OP76b	dB(a)	98	99	98	98	99		100
Number of circuits / Compressors						2			
Water volume – open loop Free Cooling		l		1,043			1,011		
Minimum Water flow rate (10)		l/s	18.1	18.1	22.6	22.6	22.6	22.6	22.6
Dimensions	Length	mm			11,200		12,280		13,360
	Width	mm				2,238			
	Height	mm				2,553			
Weight (8)	Unit (8)	kg		8,606		9,051		9,561	10,070
	Operating weight (8)	kg	11,515	11,530	11,926	11,936	12,521	13,106	13,116
Water Connection Size		Ø mm				273			
Unit	Running Current (1)(8)(11)	A	709	821	806	916	994	1,023	1,205
	Max Running Current (7)(8)(11)	A	891	948	1,025	1,117	1,228	1,351	1,410
	Current for Wiring Sizing (8)(11)	A		958		1,128	1,222	1,351	1,486
	Max Inrush Current (8)(9)(11)	A				0			

(1) Standard Rating at Ambient 35°C Inlet temperature 26°C, leaving temperature 18°C; Fluid Ethylene glycol 25%, Fouling factor = 0; (2) Seasonal Energy Efficiency Ratio as defined in EN14825, part load condition in cooling for Air to Water units, fan coil application, variable outlet, variable flow; (3) The seasonal space cooling energy efficiency $\eta_{s,c}$ is calculated as defined in Regulation (EU) 2016/2281 the seasonal energy efficiency ratio SEER divided by the conversion coefficient CC (2.5), corrected by contributions accounting for temperature control (0.03); (4) Seasonal Energy Performance Ratio as defined in EN14825, part load condition in cooling for Air to Water units, high temperature application; (5) Based on AHRI conditions; (6) Fluid: Ethylene Glycol 25%, not including filter pressure drop. The installation of the filter is mandatory; (7) Sound power level measured in accordance with ISO9614, referred to unit operating at Standard Rating Conditions for Air to water chillers according to EN14511-2 Outdoor Heat exchanger inlet dry bulb temperature 35°; Indoor heat exchanger inlet water temperature 12°C, outlet water temperature 7°C; (8) These are intended as guidelines only and referred for unit without options. Refer to dedicated wiring diagram and unit nameplate for specific values; (9) Determined as follows: LRA of largest compressor + FLA of remaining compressors + FLA of the fans. Value intended as guideline. Refer to unit nameplate for specific value; (10) Minimum flow rate in variable flow application in correspondence of minimum chiller capacity, supply temperature 7°C, fluid: water; (11) Value referred to 400V/50Hz power supply. ±10% tolerance on Voltage, Voltage unbalance between phases must be within ±3%; (12) Inlet 26°C, Leaving 18°C, Fluid: 25% Ethylene Glycol, Fouling factor = 0.

Air cooled Inverter screw free cooling with GOLD efficiency. Standard sound.

- HFO R-1234ze(E) Refrigerant with Ozone Depletion Potential equal to zero and extremely low Global Warming Potential
- New generation of air-cooled inverter series with extension of capacity range: Nominal capacity up to 1,600 kW
- New single screw compressor geometry allowing performance optimisation
- Refrigerant-cooled inverter mounted on the compressor across the entire range
- Premium energy efficiency both at full and part load conditions
- Best capacity with smallest footprint
- Microchannel coils
- Unique fully integrated active harmonic filtration solution
- Glycol free application
- MicroTech 4 controller: sophisticated adaptive software logic for stable operating conditions

EWFH TZ-D XS		220	230	275	300	350	400	
Cooling Capacity (1)	kW	294.3	316.3	373.8	409.1	472.7	537.6	
Power input (1)	kW	83	94.9	98.3	116.8	118.6	150.7	
EER (1)		3.55	3.33	3.8	3.5	3.99	3.57	
SEER (1)(2)		5.493	5.444	5.544	5.609	6.003	5.967	
ηs,c (3)	%	217	215	219	221	237	23	
SEPR (1)(2)		6.902	6.732	6.519	6.537	7.31	6.658	
IPLV (5)		6.046	6.019	6.119	6.101	6.701	6.28	
Full Free Cooling Temperature (12)	°C	6.66	5.66	8.78	7.69	9.4	7.84	
Flow rate (1)	l/s	10.1	10.9	12.8	14	16.2	18.4	
Evaporator Pressure Drop free cooling OFF (1)(6)	kPa	10.1	11.4	12.8	15	32.3	41	
Unit pressure drop free cooling ON (12)(6)	kPa	67.4	75.2	56.3	65.4	72.8	90.5	
Sound Power (1)(7)	Lw	dB(a)	97	97	100	101	97	
	Lw with + OP76b	dB(a)	90	91	93	91	91	
Number of circuits / Compressors					1			
Water volume – open loop Free Cooling		l	40		48		42.7	
Minimum Water flow rate (10)		l/s	7.6		8.5		5.94	
Dimensions	Length	mm	2,560		3,640		4,720	
	Width	mm			2,238			
	Height	mm			2,553			
Weight (8)	Unit (8)	kg	2,797	2,797	3,337	3,337	4,146	
	Operating weight (8)	kg	3,054	3,054	3,679	3,684	4,552.7	
Water Connection Size		Ø mm	88.9				139.7	
Unit	Running Current (1)(8)(11)	A	135	153	161	188	197	
	Max Running Current (7)(8)(11)	A	172	183	214	236	269	
	Current for Wiring Sizing (8)(11)	A	190	201	235	259	296	
	Max Inrush Current (8)(9)(11)	A	0					

EWFH TZ-D XS		470	465	515	540	545	600	
Cooling Capacity (1)	kW	627.1	639.3	680.6	712.1	745.7	817.3	
Power input (1)	kW	172.2	157.4	195.9	182.4	183.2	220.5	
EER (1)		3.64	4.06	3.47	3.9	4.07	3.71	
SEER (1)(2)		6.11	5.8	5.704	5.444	5.912	5.831	
ηs,c (3)	%	241	229	225	215	232	230	
SEPR (1)(2)		6.762	6.624	6.428	7.322	5.413	6.739	
IPLV (5)		6.571	6.277	6.45	6.125	6.389	6.3	
Full Free Cooling Temperature (12)	°C	8.73	10.48	7.73	7.15	8.82	7.71	
Flow rate (1)	l/s	21.5	21.9	23.3	24.4	25.6	28	
Evaporator Pressure Drop free cooling OFF (1)(6)	kPa	30.5	38.4	35.8	23.4	35.3	31.1	
Unit pressure drop free cooling ON (12)(6)	kPa	74.9	73.1	86	77.2	78.7	81.2	
Sound Power (1)(7)	Lw	dB(a)	105	101	102	99	101	
	Lw with + OP76b	dB(a)	92	95	93	92	95	
Number of circuits / Compressors		1	2		1		2	
Water volume – open loop Free Cooling		l	58.1	152	58.1	76.3	232	
Minimum Water flow rate (10)		l/s	10.2	8.7	10.2	13.4	10.7	
Dimensions	Length	mm	5,800	6,880		5,800	6,880	
	Width	mm			2,238			
	Height	mm			2,553			
Weight (8)	Unit (8)	kg	4,720	5,065	4,720	5,474	5,284	
	Operating weight (8)	kg	5,243.1	5,841	5,248.1	6,043.3	6,230	
Water Connection Size		Ø mm	139.7				168.3	
Unit	Running Current (1)(8)(11)	A	277	257	312	296	295	
	Max Running Current (7)(8)(11)	A	357	364	394	414	406	
	Current for Wiring Sizing (8)(11)	A	393	401	434	456	442	
	Max Inrush Current (8)(9)(11)	A	0					

(1) Standard Rating at Ambient 35°C Inlet temperature 26°C, leaving temperature 18°C; Fluid Ethylene glycol 25%, Fouling factor = 0; (2) Seasonal Energy Efficiency Ratio as defined in EN14825, part load condition in cooling for Air to Water units, fan coil application, variable outlet, variable flow; (3) The seasonal space cooling energy efficiency ηs,c is calculated as defined in Regulation (EU) 2016/2281 the seasonal energy efficiency ratio SEER divided by the conversion coefficient CC (2.5), corrected by contributions accounting for temperature control (0.03); (4) Seasonal Energy Performance Ratio as defined in EN14825, part load condition in cooling for Air to Water units, high temperature application; (5) Based on AHRI conditions; (6) Fluid: Ethylene Glycol 25%, not including filter pressure drop. The installation of the filter is mandatory; (7) Sound power level measured in accordance with ISO9614, referred to unit operating at Standard Rating Conditions for Air to water chillers according to EN14511:2 Outdoor Heat exchanger inlet dry bulb temperature 35°; Indoor heat exchanger inlet water temperature 12°C, outlet water temperature 7°C; (8) These are intended as guidelines only and referred for unit without options. Refer to dedicated wiring diagram and unit nameplate for specific values; (9) Determined as follows: LRA of largest compressor + FLA of remaining compressors + FLA of the fans. Value intended as guideline. Refer to unit nameplate for specific value; (10) Minimum flow rate in variable flow application in correspondence of minimum chiller capacity, supply temperature 7°C, fluid: water; (11) Value referred to 400V/50Hz power supply. ±10% tolerance on Voltage, Voltage unbalance between phases must be within ± 3%; (12) Inlet 26°C, Leaving 18°C, Fluid: 25% Ethylene Glycol, Fouling factor = 0.



MicroTech 4



EWFH-TZXSD

		EWFH TZ-D XS	620	645	700	750	790	840
Cooling Capacity (1)	kW		819.3	877	941.7	1,013.6	1,071.7	1,139.2
Power input (1)	kW		241.7	230.7	256.6	267.4	271.3	303.5
EER (1)			3.39	3.8	3.67	3.79	3.95	3.75
SEER (1)(2)			5.379	5.957	5.918	6.147	6.205	6.127
$\eta_{s,c}$ (3)	%		212	235	234	243	245	242
SEPR (1)(2)			6.839	7.05	6.967	7.142	7.038	6.926
IPLV (5)			5.832	6.479	6.362	6.639	6.69	6.489
Full Free Cooling Temperature (12)	°C		5.15	6.79	5.79	6.91	7.89	7.12
Flow rate (1)	l/s		28.1	30.1	32.3	34.8	36.8	39.1
Evaporator Pressure Drop free cooling OFF (1)(6)	kPa		30.1	34.8	39.1	47	51.1	56.4
Unit pressure drop free cooling ON (12)(6)	kPa		96.8	90.8	102	103	101	111
Sound Power (1)(7)	Lw	dB(a)	101	98	100	101	102	103
	Lw with + OP76b	dB(a)			93		94	
Number of circuits / Compressors			1			2		
Water volume – open loop Free Cooling	l		76.3		289		492	
Minimum Water flow rate (10)	l/s		13.4		13		12.3	
Dimensions	Length	mm	5,800		6,880		7,960	9,040
	Width	mm				2,238		
	Height	mm				2,553		
Weight (8)	Unit (8)	kg	5,474		5,593		6,358	6,868
	Operating weight (8)	kg	6,053.3	6,668	6,673	7,920	8,500	8,505
Water Connection Size	Ø mm		139.7	168.3			219.1	
Unit	Running Current (1)(8)(11)	A	385	384	423	439	445	493
	Max Running Current (7)(8)(11)	A	491	472	517	527	579	618
	Current for Wiring Sizing (8)(11)	A	541	520	569	580	637	680
	Max Inrush Current (8)(9)(11)	A				0		
		EWFH TZ-D XS	900	975	H10	H11	H12	H13
Cooling Capacity (1)	kW		1,210.2	1,312.2	1,468.8	1,564.7	1,682.3	1,812.0
Power input (1)	kW		342	375.8	416.1	422.1	463.2	521.6
EER (1)			3.54	3.49	3.530	3.710	3.630	3.470
SEER (1)(2)			6.008	6.025	5.997	5.645	5.693	5.758
$\eta_{s,c}$ (3)	%		237	238	237	223	225	227
SEPR (1)(2)			6.695	6.108	6.202	7.177	6.961	6.864
IPLV (5)			6.472	6.443	6.436	6.376	6.481	6.426
Full Free Cooling Temperature (12)	°C		6.3	6.81	6.71	5.83	6.16	6.32
Flow rate (1)	l/s		41.5	45	50.4	53.7	57.7	62.1
Evaporator Pressure Drop free cooling OFF (1)(6)	kPa		51.3	58.4	30.4	48.9	54.2	41.5
Unit pressure drop free cooling ON (12)(6)	kPa		110	115	86.5	110	115	101
Sound Power (1)(7)	Lw	dB(a)	105	107	105	103	104	105
	Lw with + OP76b	dB(a)	94	95		96		97
Number of circuits / Compressors						2		
Water volume – open loop Free Cooling	l			583			1,011	
Minimum Water flow rate (10)	l/s			14.6			22.6	
Dimensions	Length	mm	9,040	10,120		11,200	12,280	13,360
	Width	mm				2,238		
	Height	mm				2,553		
Weight (8)	Unit (8)	kg	6,957	7,466	8,383	9,051	9,561	10,070
	Operating weight (8)	kg	8,785	9,370	11,223	11,906	12,491	13,081
Water Connection Size	Ø mm		219.1	219.1	273	273	273	273
Unit	Running Current (1)(8)(11)	A	550	601	661	678	739	826
	Max Running Current (7)(8)(11)	A	655	702	787	902	992	1,090
	Current for Wiring Sizing (8)(11)	A	721	772	866	992	1,091	1,198
	Max Inrush Current (8)(9)(11)	A				0		

(1) Standard Rating at Ambient 35°C Inlet temperature 26°C, leaving temperature 18°C; Fluid Ethylene glycol 25%, Fouling factor = 0; (2) Seasonal Energy Efficiency Ratio as defined in EN14825, part load condition in cooling for Air to Water units, fan coil application, variable outlet, variable flow; (3) The seasonal space cooling energy efficiency $\eta_{s,c}$ is calculated as defined in Regulation (EU) 2016/2281 the seasonal energy efficiency ratio SEER divided by the conversion coefficient CC (2.5), corrected by contributions accounting for temperature control (0.03); (4) Seasonal Energy Performance Ratio as defined in EN14825, part load condition in cooling for Air to Water units, high temperature application; (5) Based on AHRI conditions; (6) Fluid: Ethylene Glycol 25%, not including filter pressure drop. The installation of the filter is mandatory; (7) Sound power level measured in accordance with ISO9614, referred to unit operating at Standard Rating Conditions for Air to water chillers according to EN14511-2 Outdoor Heat exchanger inlet dry bulb temperature 35°; Indoor heat exchanger inlet water temperature 12°C, outlet water temperature 7°C; (8) These are intended as guidelines only and referred for unit without options. Refer to dedicated wiring diagram and unit nameplate for specific values; (9) Determined as follows: LRA of largest compressor + FLA of remaining compressors + FLA of the fans. Value intended as guideline. Refer to unit nameplate for specific value; (10) Minimum flow rate in variable flow application in correspondence of minimum chiller capacity, supply temperature 7°C, fluid: water; (11) Value referred to 400V/50Hz power supply. ±10% tolerance on Voltage, Voltage unbalance between phases must be within ± 3%; (12) Inlet 26°C, Leaving 18°C, Fluid: 25% Ethylene Glycol, Fouling factor = 0.

Air cooled Inverter screw free cooling with PLATINUM efficiency. Standard sound.

- HFO R-1234ze(E) Refrigerant with Ozone Depletion Potential equal to zero and extremely low Global Warming Potential
- New generation of air-cooled inverter series with extension of capacity range: Nominal capacity up to 1,600 kW
- New single screw compressor geometry allowing performance optimisation
- Refrigerant-cooled inverter mounted on the compressor across the entire range
- Premium energy efficiency both at full and part load conditions
- Best capacity with smallest footprint
- Microchannel coils
- Unique fully integrated active harmonic filtration solution
- Glycol free application
- MicroTech 4 controller: sophisticated adaptive software logic for stable operating conditions

EWFH TZ-D PS		225	265	295	340	395	420
Cooling Capacity (1)	kW	308.3	364.2	398.9	460.2	543.6	573.6
Power input (1)	kW	73.4	83.7	98.4	100.8	129.4	133
EER (1)		4.2	4.35	4.05	4.57	4.2	4.31
SEER (1)(2)		6.008	6.095	6.081	6.58	6.397	6.579
ηs,c (3)	%	237	241	240	260	253	260
SEPR (1)(2)		7.312	7.556	7.271	7.983	7.59	5.795
IPLV (5)		6.738	6.736	6.579	7.506	7.214	7.271
Full Free Cooling Temperature (12)	°C	10.78	11.86	11.12	11.82	11.4	12.09
Flow rate (1)	l/s	10.6	12.5	13.7	15.8	18.6	19.7
Evaporator Pressure Drop free cooling OFF (1)(6)	kPa	11.2	12.2	14.5	17.5	23.5	26
Unit pressure drop free cooling ON (12)(6)	kPa	42.8	38.3	44.9	44.2	58.7	77
Sound Power (1)(7)	Lw	97	98	103	96	99	100
	Lw with + OP76b	91	93	94		92	93
Number of circuits / Compressors		1					
Water volume – open loop Free Cooling	l	40	48			58.1	
Minimum Water flow rate (10)	l/s	7.6	8.5			10.2	
Dimensions	Length	3,640	4,720			5,800	
	Width	2,238					
	Height	2,553					
Weight (8)	Unit (8)	3,307	3,846	3,846	4,720	4,720	5,229
	Operating weight (8)	3,628	4,254	4,259	5,223.1	5,233.1	5,813.1
Water Connection Size	Ø mm	88.9					
Unit	Running Current (1)(8)(11)	A	121	136	161	170	213
	Max Running Current (7)(8)(11)	A	183	214	235	258	301
	Current for Wiring Sizing (8)(11)	A	201	235	258	283	331
	Max Inrush Current (8)(9)(11)	A	0				

EWFH TZ-D PS		490	500	540	545	615	
Cooling Capacity (1)	kW	653	684.2	730.5	717.1	834.7	
Power input (1)	kW	160.4	158.9	165	163.7	195.6	
EER (1)		4.07	4.3	4.43	4.38	4.27	
SEER (1)(2)		6.481	6.199	6.24	5.753	6.646	
ηs,c (3)	%	256	245	247	227	263	
SEPR (1)(2)		7.297	6.966	7.58	8.001	7.332	
IPLV (5)		7.135	6.819	6.956	6.73	7.347	
Full Free Cooling Temperature (12)	°C	10.27	9.81	10.71	9.3	9.31	
Flow rate (1)	l/s	22.4	23.5	25.1	24.6	28.6	
Evaporator Pressure Drop free cooling OFF (1)(6)	kPa	20.1	23.3	25.9	23.8	35	
Unit pressure drop free cooling ON (12)(6)	kPa	55.1	61.1	59.1	64.6	76.2	
Sound Power (1)(7)	Lw	105	101		99	97	
	Lw with + OP76b	93	95	96	93		
Number of circuits / Compressors		1	2		1	2	
Water volume – open loop Free Cooling	l	76.3	289	289	76.3	492	
Minimum Water flow rate (10)	l/s	13.4	13	13	13.4	12.3	
Dimensions	Length	6,880			7,960		
	Width	2,238					
	Height	2,553					
Weight (8)	Unit (8)	5,315	5,336	5,846	5,984	6,358	
	Operating weight (8)	5,939.3	6,391	6,971	6,618.3	7,900	
Water Connection Size	Ø mm	139.7	168.3		139.7	219.1	
Unit	Running Current (1)(8)(11)	A	259	259	268	269	
	Max Running Current (7)(8)(11)	A	367	375	406	425	
	Current for Wiring Sizing (8)(11)	A	404	412	444	467	
	Max Inrush Current (8)(9)(11)	A	0				

(1) Standard Rating at Ambient 35°C Inlet temperature 26°C, leaving temperature 18°C; Fluid Ethylene glycol 25%, Fouling factor = 0; (2) Seasonal Energy Efficiency Ratio as defined in EN14825, part load condition in cooling for Air to Water units, fan coil application, variable outlet, variable flow; (3) The seasonal space cooling energy efficiency ηs,c is calculated as defined in Regulation (EU) 2016/2281 the seasonal energy efficiency ratio SEER divided by the conversion coefficient CC (2.5), corrected by contributions accounting for temperature control (0.03); (4) Seasonal Energy Performance Ratio as defined in EN14825, part load condition in cooling for Air to Water units, high temperature application; (5) Based on AHRI conditions; (6) Fluid: Ethylene Glycol 25%, not including filter pressure drop. The installation of the filter is mandatory; (7) Sound power level measured in accordance with ISO9614, referred to unit operating at Standard Rating Conditions for Air to water chillers according to EN14511-2 Outdoor Heat exchanger inlet dry bulb temperature 35°; Indoor heat exchanger inlet water temperature 12°C, outlet water temperature 7°C; (8) These are intended as guidelines only and referred for unit without options. Refer to dedicated wiring diagram and unit nameplate for specific values; (9) Determined as follow: LRA of largest compressor + FLA of remaining compressors + FLA of the fans. Value intended as guideline. Refer to unit nameplate for specific value; (10) Minimum flow rate in variable flow application in correspondence of minimum chiller capacity, supply temperature 7°C, fluid: water; (11) Value referred to 400V/50Hz power supply. ±10% tolerance on Voltage, Voltage unbalance between phases must be within ± 3%; (12) Inlet 26°C, Leaving 18°C, Fluid: 25% Ethylene Glycol, Fouling factor = 0.



EWFH-TZPSD



MicroTech 4

		EWFH TZ-D PS	645	700	770	845	900
Cooling Capacity (1)	kW		875.7	945.2	1,038	1,153.1	1,224.2
Power input (1)	kW		206.6	231.1	250.4	271.4	309.9
EER (1)			4.24	4.09	4.15	4.25	3.95
SEER (1)(2)			6.55	5.945	6.46	6.506	6.388
$\eta_{s,c}$ (3)	%		259	235	255	257	253
SEPR (1)(2)			7.884	7.611	7.394	7.499	7.129
IPLV (5)			7.226	7.016	7.052	7.143	6.966
Full Free Cooling Temperature (12)	°C		8.76	7.82	8.3	8.47	7.72
Flow rate (1)	l/s		30	32.4	35.6	39.5	42
Evaporator Pressure Drop free cooling OFF (1)(6)	kPa		37.4	42.1	39.8	60.3	66.1
Unit pressure drop free cooling ON (12)(6)	kPa		82.1	92.3	86.8	170	117
Sound Power (1)(7)	Lw	dB(a)	98	99	101	102	104
	Lw with + OP76b	dB(a)		93	94		95
Number of circuits / Compressors					2		
Water volume – open loop Free Cooling		l		492		583	546
Minimum Water flow rate (10)		l/s		12.3		14.6	14.5
Dimensions	Length	mm		7,960		9,040	10,120
	Width	mm				2,238	
	Height	mm				2,553	
Weight (8)	Unit (8)	kg	6,358	6,358	6,957		7,519
	Operating weight (8)	kg	7,905	7,910	8,765	9,329	9,339
Water Connection Size		Ø mm	219.1	219.1	219.1	219.1	219.1
Unit	Running Current (1)(8)(11)	A	348	385	414	445	503
	Max Running Current (7)(8)(11)	A	458	505	558	609	647
	Current for Wiring Sizing (8)(11)	A	503	556	614	670	712
	Max Inrush Current (8)(9)(11)	A			0		
		EWFH TZ-D PS	960	C10	H10	H11	C12
Cooling Capacity (1)	kW		1,446.8	1,352.1	1,439.3	1,532.9	1,610.7
Power input (1)	kW		394.2	352.3	378.7	367.3	385.1
EER (1)			3.67	3.840	3.800	4.170	4.180
SEER (1)(2)			5.929	6.3	5.568	6.031	6.095
$\eta_{s,c}$ (3)	%		234	249	220	238	241
SEPR (1)(2)			6.569	6.93	6.912	7.423	7.821
IPLV (5)			6.615	6.787	6.825	6.965	7.041
Full Free Cooling Temperature (12)	°C		6.89	7.8	8.23	7.43	7.88
Flow rate (1)	l/s		49.6	46.4	49.4	52.6	55.2
Evaporator Pressure Drop free cooling OFF (1)(6)	kPa		43	38.9	29.5	32.4	35.0
Unit pressure drop free cooling ON (12)(6)	kPa		98.4	88.8	76.2	84.5	84.1
Sound Power (1)(7)	Lw	dB(a)	107	107	106	102	103
	Lw with + OP76b	dB(a)		95		96	
Number of circuits / Compressors					2		
Water volume – open loop Free Cooling		l		1,043		1,011	
Minimum Water flow rate (10)		l/s		18.1		22.6	
Dimensions	Length	mm		11,200		12,280	13,360
	Width	mm				2,238	
	Height	mm				2,553	
Weight (8)	Unit (8)	kg	8,341	8,341	8,892	9,561	10,070
	Operating weight (8)	kg	11,225	11,235	11,797	12,476	13,061
Water Connection Size		Ø mm			273		
Unit	Running Current (1)(8)(11)	A	696	639	605	596	623
	Max Running Current (7)(8)(11)	A	694	731	779	875	923
	Current for Wiring Sizing (8)(11)	A	764	804	857	962	1,015
	Max Inrush Current (8)(9)(11)	A			0		


(1) Standard Rating at Ambient 35°C Inlet temperature 26°C, leaving temperature 18°C; Fluid Ethylene glycol 25%, Fouling factor = 0; (2) Seasonal Energy Efficiency Ratio as defined in EN14825, part load condition in cooling for Air to Water units, fan coil application, variable outlet, variable flow; (3) The seasonal space cooling energy efficiency $\eta_{s,c}$ is calculated as defined in Regulation (EU) 2016/2281 the seasonal energy efficiency ratio SEER divided by the conversion coefficient CC (2.5), corrected by contributions accounting for temperature control (0.03); (4) Seasonal Energy Performance Ratio as defined in EN14825, part load condition in cooling for Air to Water units, high temperature application; (5) Based on AHRI conditions; (6) Fluid: Ethylene Glycol 25%, not including filter pressure drop. The installation of the filter is mandatory; (7) Sound power level measured in accordance with ISO9614, referred to unit operating at Standard Rating Conditions for Air to water chillers according to EN14511-2 Outdoor Heat exchanger inlet dry bulb temperature 35°; Indoor heat exchanger inlet water temperature 12°C, outlet water temperature 7°C; (8) These are intended as guidelines only and referred for unit without options. Refer to dedicated wiring diagram and unit nameplate for specific values; (9) Determined as follow: LRA of largest compressor + FLA of remaining compressors + FLA of the fans. Value intended as guideline. Refer to unit nameplate for specific value; (10) Minimum flow rate in variable flow application in correspondence of minimum chiller capacity, supply temperature 7°C, fluid: water; (11) Value referred to 400V/50Hz power supply. ±10% tolerance on Voltage, Voltage unbalance between phases must be within ± 3%; (12) Inlet 26°C, Leaving 18°C, Fluid: 25% Ethylene Glycol, Fouling factor = 0.

Air cooled Inverter screw free cooling with BLU efficiency. Standard sound.

- Refrigerant R-513A
- New generation of air-cooled inverter series with extension of capacity range: Nominal capacity up to 1,850 kW
- New single screw compressor geometry allowing performance optimisation
- Refrigerant-cooled inverter mounted on the compressor across the entire range
- Premium energy efficiency both at full and part load conditions
- Best capacity with smallest footprint
- Microchannel coils
- Unique fully integrated active harmonic filtration solution
- Glycol free application
- MicroTech 4 controller: sophisticated adaptive software logic for stable operating conditions

EWFS-TZBSD				10	10	11	12	13	14	15	16	
SEER				4.917	5.034	5.163	4.951	5.254	5.165	5.168	5.095	
Cooling capacity	Nom.		kW	1,244.3	1,343.45	1,446.68	1,570.26	1,721.26	1,797.14	1,969.93	2,035.59	
Power input	Cooling	Nom.	kW	442.65	453.87	475.26	520.64	574.33	633.02	687.1	679.21	
Capacity control	Method			Stepless								
	Minimum capacity		%	10.5			10				12.5	
EER				2.81	2.96	3.04	3.02	3	2.84	2.87	3	
IPLV				5.281	5.468	5.513	5.558	5.543	5.454	5.411	5.86	
Dimensions	Unit	Height	mm	2,553								
		Width	mm	2,238								
		Depth	mm	6,880	7,960	9,040	10,120	11,200	12,280			
Weight	Unit		kg	5,806	6,427	6,936	7,446	7,956	8,277	9,157	9,561	
	Operation weight		kg	6,834	7,606	8,191	8,776	9,366	9,697	11,117	11,535	
Air heat exchanger	Type			Microchannel								
Compressor	Type			Screw compressor								
	Quantity			2								
Fan	Type			Direct propeller								
	Quantity			12	14	16	18	20	22			
	Air flow rate	Cooling	Nom.	l/s	67,530	78,785	90,040	101,295	112,550	123,805		
Sound power level	Cooling	Nom.	dBA	100	100.7	101	101.8	103.8	104.8	106.2	104.1	
Sound pressure level	Cooling	Nom.	dBA	78.9	79.1		79.6	81.2	82.3	83.4	81.2	
Operation range	Air side	Cooling	Min.~Max.	°CDB	4 ~18							
Refrigerant	Type/GWP			R-513A/630								
	Charge		kg	140	150	160	170	185	195	215	230	
	Circuits	Quantity		2								
Piping connections	Evaporator water inlet/outlet (OD)			219.1						273		
Unit	Starting current	Max	A	0								
	Running current	Cooling	Nom.	A	700	717	748	816	895	991	1,071	1,060
	current	Max	A	751	817	884	930	948	1,120	1,200	1,227	
Power supply	Phase/Frequency/Voltage		Hz/V	3/50/400								

EWFS-TZBSD				17	18	19	275	320	345	400	470	
SEER				5.177	5.178	5.098	4.648	5.032	4.966	5.234	4.921	
Cooling capacity	Nom.		kW	2,107.09	2,314.18	2,312.53	353.32	412.41	447.62	528.72	571.33	
Power input	Cooling	Nom.	kW	739.85	872.62	887.73	116.76	124.07	144.81	172.62	194.86	
Capacity control	Method			Stepless								
	Minimum capacity		%	11.5	10.5	10	21.5	19	16.5	21.5	23	
EER				2.85	2.65	2.61	3.03	3.32	3.09	3.06	2.93	
IPLV				5.754	5.648	5.583	5.084	5.463	5.375	5.565	5.295	
Dimensions	Unit	Height	mm	2,553								
		Width	mm	2,238								
		Depth	mm	12,280	13,360	2,560	3,640					
Weight	Unit		kg	9,561	10,070	2,626	3,136	3,581				
	Operation weight		kg	11,550	12,140	12,150	2,847	3,432	3,907	3,917		
Air heat exchanger	Type			Microchannel								
Compressor	Type			Screw compressor								
	Quantity			2				1				
Fan	Type			Direct propeller								
	Quantity			22	24	4	6					
	Air flow rate	Cooling	Nom.	l/s	123,805	135,060	22,510	33,765				
Sound power level	Cooling	Nom.	dBA	104.9	105.8	106.6	97.4	97.9	100	97.3	96.7	
Sound pressure level	Cooling	Nom.	dBA	82	82.7	83.5	78.3	78.2	80.3	77.6	77	
Operation range	Air side	Cooling	Min.~Max.	°CDB	4 ~18							
Refrigerant	Type/GWP			R-513A/630								
	Charge		kg	245	260	270	35	45	55	65		
	Circuits	Quantity		2								
Piping connections	Evaporator water inlet/outlet (OD)			273				88.9				139.7
Unit	Starting current	Max	A	0								
	Running current	Cooling	Nom.	A	1,157	1,353	1,376	188	199	230	278	311
	current	Max	A	1,340	1,475	1,608	220	262	284	346	362	
Power supply	Phase/Frequency/Voltage		Hz/V	3/50/400								



MicroTech 4



EWFS-TZBSD

					EWFS-TZBSD	525	580	625	755	830	915	
SEER						5.225	5.233	5.015	5.288	5.217	5.037	
Cooling capacity	Nom.			kW	657.03	728.85	758.65	956.88	1,067	1,162.62		
Power input	Cooling	Nom.			kW	206.35	250.21	274.48	275.44	347.3	386.64	
Capacity control	Method				Stepless							
		Minimum capacity			%	21.5	19	16.5	12.5	10.5	12.5	
EER						3.18	2.91	2.76	3.47	3.07	3.01	
IPLV						5.599	5.564	5.377	5.66	5.55	5.409	
Dimensions	Unit	Height			mm	2,553						
		Width			mm	2,238						
		Depth			mm	4,720			6,880			
Weight	Unit			kg	4,581		4,591		4,596		5,549	
		Operation weight		kg	4,581	4,591	4,596	6,341	6,351	6,819		
Air heat exchanger	Type				Microchannel							
Compressor	Type				Screw compressor							
	Quantity				1			2				
Fan	Type				Direct propeller							
	Quantity				8			12				
	Air flow rate	Cooling	Nom.	l/s	45,020			67,530				
Sound power level	Cooling	Nom.			dB(A)	97.7	98.1	100.6	99	100	99	
Sound pressure level	Cooling	Nom.			dB(A)	77.4	77.8	80.3	77.8	78.9	77.8	
Operation range	Air side	Cooling	Min.~Max.	°CDB	4 ~18							
Refrigerant	Type/GWP				R-513A/630							
	Charge				kg	70	80	85	105	115	125	
	Circuits	Quantity				1			2			
Piping connections	Evaporator water inlet/outlet (OD)					139.7			168.3		219.1	
Unit	Starting current				A	0						
	Running current	Cooling		A	328	393	429	451	558	617		
				A	400	457	464	600	668			
Power supply	Phase/Hz/V				3/50/400							

Air cooled Inverter screw free cooling with SILVER efficiency. Standard sound.

- Refrigerant R-513A
- New generation of air-cooled inverter series with extension of capacity range: Nominal capacity up to 1,850 kW
- New single screw compressor geometry allowing performance optimisation
- Refrigerant-cooled inverter mounted on the compressor across the entire range
- Premium energy efficiency both at full and part load conditions
- Best capacity with smallest footprint
- Microchannel coils
- Unique fully integrated active harmonic filtration solution
- Glycol free application
- MicroTech 4 controller: sophisticated adaptive software logic for stable operating conditions

EWFS-TZSSD				10	10	11	12	13	14	15	16	17	18				
SEER				5.102	5.043	5.122	5.274	4.372	4.156	5.294	5.056	5.217	4.602				
Cooling capacity	Nom.			kW	1,300.84	1,315.3	1,474.29	1,645.12	1,766.39	1,894.74	1,965.41	2,043.33	2,235.02	2,280.9			
Power input	Cooling	Nom.			kW	417.07	420.49	475.58	515.07	562.9	618.59	608.3	641.75	745.75	800.88		
Capacity control	Method			Stepless													
	Minimum capacity			%		10.5		10		13.5		12.5		11.5		10.5	
EER						3.12	3.13	3.1	3.19	3.14	3.06	3.23	3.18	3	2.85		
IPLV						6.507	6.418	6.452	6.402	6.469	6.286	5.536	5.698	5.723	5.836		
Dimensions	Unit	Height			2,553												
		Width			2,238												
		Depth			7,960		9,040		11,200		12,280		13,360				
Weight	Unit	Operation weight		kg		6,316	6,427	6,936	7,956	8,465	9,157	9,561	10,070				
				kg		7,409	7,601	8,191	9,356	9,945	11,107	11,520	11,535	12,130	12,140		
Air heat exchanger	Type			Microchannel													
Compressor	Type			Screw compressor													
	Quantity			2													
Fan	Type			Direct propeller													
	Quantity			14		16		20		22		24					
	Air flow rate	Cooling	Nom.	l/s		78,785	90,040	112,550	123,805		135,060						
Sound power level	Cooling	Nom.			dB(A)	100.2	100.5	101	102.5	104.2	105.3	103.3	104.1	104.9	105.8		
Sound pressure level	Cooling	Nom.			dB(A)	78.7	79	79.1	79.9	81.3	82.5	80.5	81.2	81.8	82.7		
Operation range	Air side	Cooling	Min.~Max.	°CDB		4 ~18											
Refrigerant	Type/GWP			R-513A/630													
	Charge			kg		140	145	160	175	190	205	215	230	250	260		
	Circuits			Quantity		2											
Piping connections	Evaporator water inlet/outlet (OD)					219.1				273							
Unit	Starting current			A		0											
	Running current	Cooling			A	662	667	749	807	878	970	954	1,004	1,166	1,247		
					A	761	789	884	948	1,187	1,156	1,124	1,227	1,351	1,475		
Power supply	Phase/Hz/V			3/50/400													

EWFS-TZSSD				19	285	325	380	430	495	520	535	555	585										
SEER				5.064	5.07	5.307	5.507	5.46	5.167	4.767	5.335	4.838	4.774										
Cooling capacity	Nom.			kW	2,357.64	379.56	427.04	497.67	565.51	644.86	672.4	699.08	718.05	763.44									
Power input	Cooling	Nom.			kW	882.68	104.5	114.89	142.11	166.38	190.79	190.48	200.71	206.69	233.61								
Capacity control	Method			Stepless																			
	Minimum capacity			%		10	21.5	19	16.5	21.5	23	10.5	21.5	10									
EER						2.67	3.63	3.72	3.5	3.4	3.38	3.53	3.48	3.47	3.27								
IPLV						5.606	6.487	6.589	6.445	7.06	7.327	6.306	6.935	6.178	6.272								
Dimensions	Unit	Height			2,553																		
		Width			2,238																		
		Depth			13,360		3,640		4,720		4,090		4,154		4,555		5,800						
Weight	Unit	Operation weight		kg		10,070	3,136	3,675		4,050		4,487		4,576		5,237		5,161		5,242		5,247	
				kg		12,150	3,427	4,045		4,050		4,487		4,576		5,237		5,161		5,242		5,247	
Air heat exchanger	Type			Microchannel																			
Compressor	Type			Screw compressor																			
	Quantity			2		1				2		1		2									
Fan	Type			Direct propeller																			
	Quantity			24		6		8		10													
	Air flow rate	Cooling	Nom.	l/s		135,060	33,765	45,020		56,275													
Sound power level	Cooling	Nom.			dB(A)	106.6	97.8	98.3	100.2	97.7	97.1	99.3	98	99.5	100.7								
Sound pressure level	Cooling	Nom.			dB(A)	83.5	78	80	77.4	76.9	78.6	77.3	78.7	79.9									
Operation range	Air side	Cooling	Min.~Max.	°CDB		4 ~18																	
Refrigerant	Type/GWP			R-513A/630																			
	Charge			kg		270	40	45	50	60	65	70	75	80									
	Circuits			Quantity		2		1		2		1		2									
Piping connections	Evaporator water inlet/outlet (OD)			273		88.9		139.7		168.3		139.7		168.3									
Unit	Starting current			A		0																	
	Running current	Cooling			A	1,368	170	185	226	268	305	312	319	336	377								
					A	1,608	231	272	294	357	372	421	411	450	481								
Power supply	Phase/Hz/V			3/50/400																			



MicroTech 4



EWFS-TZSSD

				EWFS-TZSSD	595	645	650	705	760	835	960	
SEER				5.22	4.926	5.093	4.82	5.427	5.3	5.171		
Cooling capacity	Nom.			kW	768.14	839.18	849.01	927.67	984.93	1,076.32	1,237	
Power input	Cooling	Nom.			kW	235.05	237.73	281.5	286.32	271.86	318.44	377.36
Capacity control	Method			Stepless								
	Minimum capacity			%	19	10	16.5	10	12.5	10.5	11.5	
EER					3.27	3.53	3.02	3.24	3.62	3.38	3.28	
IPLV					6.45	6.55	6.337	6.785	6.548	6.624	6.415	
Dimensions	Unit	Height		mm	2,553							
		Width		mm	2,238							
		Depth		mm	5,800	6,880	5,800	6,880	7,960			
Weight	Unit			kg	4,664	5,083	4,664	5,083	6,059		6,316	
	Operation weight			kg	5,166	5,835	5,176	5,840	6,916	6,926	7,404	
Air heat exchanger	Type			Microchannel								
Compressor	Type			Screw compressor								
	Quantity				1	2	1		2			
Fan	Type			Direct propeller								
	Quantity				10	12	10	12	14			
	Air flow rate	Cooling	Nom.	l/s	56,275	67,530	56,275	67,530	78,785			
Sound power level	Cooling	Nom.			dBA	98.4	100.9	100.7	103	99.2	100.2	99.6
Sound pressure level	Cooling	Nom.			dBA	77.7	79.8	80	81.9	77.7	78.7	78
Operation range	Air side	Cooling	Min.~Max.			°CDB	4 ~18					
Refrigerant	Type/GWP			R-513A/630								
	Charge			kg	80	90		95	105	115	135	
	Circuits	Quantity			1	2	1	2				
Piping connections	Evaporator water inlet/outlet (OD)				139.7	168.3	139.7	168.3		219.1		
Unit	Starting current			A	0							
	Running current	Cooling		A	370	383	439	455	446	515	603	
				A	467	523	474	566	610	679	706	
Power supply	Phase/Hz/V			3/50/400								

Air cooled Inverter screw free cooling with GOLD efficiency. Standard sound.

- Refrigerant R-513A
- New generation of air-cooled inverter series with extension of capacity range: Nominal capacity up to 1,850 kW
- New single screw compressor geometry allowing performance optimisation
- Refrigerant-cooled inverter mounted on the compressor across the entire range
- Premium energy efficiency both at full and part load conditions
- Best capacity with smallest footprint
- Microchannel coils
- Unique fully integrated active harmonic filtration solution
- Glycol free application
- MicroTech 4 controller: sophisticated adaptive software logic for stable operating conditions

				EWFS-TZXSD											
				10	10	11	12	12	13	14	15	16	17		
SEER				4.899	5.183	5.793	5.68	5.627	5.687	5.603	5.478	5.355	5.225		
Cooling capacity	Nom.			1,370.23	1,274.13	1,436.39	1,536.75	1,603.58	1,720.07	1,866.66	1,957.89	2,092.93	2,138.76		
Power input	Cooling	Nom.		407.56	356.3	405.88	463.58	489.2	532.36	523.31	577.55	655.27	711.26		
Capacity control	Method			Stepless											
	Minimum capacity			10.5	11.5	10.5	10			15	13.5	12.5	11.5		
EER				3.36	3.58	3.54	3.32	3.28	3.23	3.57	3.39	3.19	3.01		
IPLV				5.84	5.977	5.764	5.622	5.541	5.84	6.097	5.958	6.475	6.196		
Dimensions	Unit	Height	mm	2,553											
		Width	mm	2,238											
		Depth	mm	10,120			11,200			12,280			13,360		
Weight	Unit			7,390			8,011			8,892			10,070		
	Operation weight			kg	8,619	8,609	9,391	9,401	9,416	10,826	12,080	12,095	12,110	12,125	
Air heat exchanger	Type			Microchannel											
Compressor	Type			Screw compressor											
	Quantity			2											
Fan	Type			Direct propeller											
	Quantity			18			20			22			24		
	Air flow rate	Cooling	Nom.	101,295			112,550			123,805			135,060		
Sound power level	Cooling	Nom.	dB(A)	102.3	101	103	105.2	107.5	106.1	102	102.8	103.7	104.5		
Sound pressure level	Cooling	Nom.	dB(A)	77.5	76.8	77.6	77.9	78	79.1	78.9	79.7	80.5	81.4		
Operation range	Air side	Cooling	Min.~Max.	4 ~18 °CDB											
Refrigerant	Type/GWP			R-513A/630											
	Charge			kg	145	135	155	165	180	190	200	215	230	245	
	Circuits			2											
Piping connections	Evaporator water inlet/outlet (OD)			219.1					273						
Unit	Starting current			A											
	Running current			A	648	572	645	731	769	833	828	909	1,024	1,115	
	Running current			A	782	720	744	803	851	899	997	1,103	1,217	1,330	
Power supply	Phase/Hz/V			Hz/V											
				3/50/400											

				EWFS-TZXSD													
				295	345	380	440	515	525	565	565	610	635				
SEER				5.287	5.458	5.423	5.849	5.656	5.598	5.491	5.799	5.57	5.696				
Cooling capacity	Nom.			393.3	464.21	504.51	576.36	684.71	701.26	756.22	755.03	806.68	832.82				
Power input	Cooling	Nom.		111.73	127.15	147.6	146.25	193.48	176.68	202.96	206.8	210.68	245.02				
Capacity control	Method			Stepless													
	Minimum capacity			21.5	19	16.5	27.5	23	12.5	11.5	21.5	10.5	19				
EER				3.52	3.65	3.42	3.94	3.54	3.97	3.73	3.65	3.83	3.4				
IPLV				5.759	5.595	5.394	5.248	5.188	5.66	5.565	5.131	5.488	5.296				
Dimensions	Unit	Height	mm	2,553													
		Width	mm	2,238													
		Depth	mm	3,640	4,720			5,800			6,880			7,960	6,880		
Weight	Unit			3,307	3,846			4,720			5,254			5,315	5,763	5,315	
	Operation weight			kg	3,598	4,216	4,221	5,202	5,212	5,986	5,996	5,897	6,576	5,907			
Air heat exchanger	Type			Microchannel													
Compressor	Type			Screw compressor													
	Quantity			1					2			1	2	1			
Fan	Type			Direct propeller													
	Quantity			6	8			10			12			14	12		
	Air flow rate	Cooling	Nom.	33,765			45,020			56,275			67,530			78,785	67,530
Sound power level	Cooling	Nom.	dB(A)	97.5	98.1	102.6	95.7	97.5	100.1	100.3	100.1	100.6	104.6				
Sound pressure level	Cooling	Nom.	dB(A)	79.9	81.8	82.8	74.6	75.8	78.9	80.2	76.2	81.2	76.6				
Operation range	Air side	Cooling	Min.~Max.	4 ~18 °CDB													
Refrigerant	Type/GWP			R-513A/630													
	Charge			kg	40	45	50	60	70		80	75	85				
	Circuits			1													
	Quantity			1					2			1	2	1			
Piping connections	Evaporator water inlet/outlet (OD)			88.9					139.7			168.3			139.7	168.3	139.7
Unit	Starting current			A													
	Running current			A	181	204	234	238	309	292	331	328	342	385			
	Running current			A	224	261	289	314	342	389	429	404	457	452			
Power supply	Phase/Hz/V			Hz/V													
				3/50/400													



MicroTech 4



EWFS-TZXSD

				EWFS-TZXSD		670	705	725	760	805	880	950
SEER						5.47	5.285	5.52	5.158	5.693	5.53	5.674
Cooling capacity	Nom.			kW		870.58	912.51	937.25	967.69	1,038.12	1,125.04	1,220.64
Power input	Cooling	Nom.			kW	242.16	261.99	266.26	298.67	280.04	301.94	354.22
Capacity control	Method					Stepless						
	Minimum capacity			%		10	30	10	27.5	10	13.5	12.5
EER						3.6	3.48	3.52	3.24	3.71	3.73	3.45
IPLV						5.498	5.22	5.5	5.811	5.594	5.57	5.485
Dimensions	Unit	Height			mm	2,553						
		Width			mm	2,238						
		Depth			mm	7,960	6,880	7,960	6,880	9,040		
Weight	Unit			kg	5,763	5,984	5,834	5,984	6,624	6,881		
				kg	6,581	6,586	6,704	6,596	7,753	8,019	8,029	
Air heat exchanger	Type				Microchannel							
Compressor	Type				Screw compressor							
	Quantity				2	1	2	1	2			
Fan	Unit	Type			Direct propeller							
		Quantity			14	12	14	12	16			
		Air flow rate	Cooling	Nom.	l/s	78,785	67,530	78,785	67,530	90,040		
Sound power level	Cooling	Nom.			dB(A)	100.9	99	102.3	99.8	104.6	98.4	100.3
Sound pressure level	Cooling	Nom.			dB(A)	83.3	77.8	83.8	78.6	83.9	76.1	76.5
Operation range	Air side	Cooling	Min.~Max.			4 ~18						
Refrigerant	Type/GWP				R-513A/630							
	Charge			kg	90	95	100	105	110	120	130	
	Circuits	Quantity			2	1	2	1	2			
Piping connections	Evaporator water inlet/outlet (OD)				168.3	139.7	168.3	139.7	219.1			
Unit	Starting current			A	0							
		Running current	Cooling	A	389	415	425	469	446	491	569	
		Running current	A	498	520	535	568	573	626	683		
Power supply	Phase/Hz/V				3/50/400							

Air cooled Inverter screw free cooling with PLATINUM efficiency. Standard sound.

- Refrigerant R-513A
- New generation of air-cooled inverter series with extension of capacity range: Nominal capacity up to 1,850 kW
- New single screw compressor geometry allowing performance optimisation
- Refrigerant-cooled inverter mounted on the compressor across the entire range
- Premium energy efficiency both at full and part load conditions
- Best capacity with smallest footprint
- Microchannel coils
- Unique fully integrated active harmonic filtration solution
- Glycol free application
- MicroTech 4 controller: sophisticated adaptive software logic for stable operating conditions

				EWFS-TZPSD		10	10	11	12	12	13	14	15	285	330	
SEER				5.687	6.078	6.041	6.011	5.921	5.886	5.12	5.622	5.743	5.964			
Cooling capacity	Nom.		kW	1,381.36	1,302.53	1,446.85	1,537.35	1,651.82	1,785.62	1,875.03	1,970.53	379.75	447.65			
Power input	Cooling	Nom.	kW	382.23	343.58	398.36	435.51	480.74	519.68	514.84	571.83	90.57	109.69			
Capacity control	Method			Stepless												
	Minimum capacity		%	10.5	11.5	10.5	10			15	13.5	23	20			
EER				3.61	3.79	3.63	3.53	3.44		3.64	3.45	4.19	4.08			
IPLV				6.156	6.287	6.119	6.152	6.299	6.124	5.955	5.832	6.447	6.205			
Dimensions	Unit	Height	mm	2,553												
		Width	mm	2,238												
		Depth	mm	11,200			12,280			13,360			4,720	5,800		
Weight	Unit	Operation weight		kg	9,199	9,189	9,971	9,976	10,816	11,401	12,085	12,100	4,211	4,791		
		Air heat exchanger		Type	Microchannel											
Compressor	Type			Screw compressor												
	Quantity			2										1		
Fan	Type			Direct propeller												
	Quantity			20			22			24			8	10		
	Air flow rate	Cooling	Nom.	l/s	112,550			123,805			135,060			45,020	56,275	
Sound power level	Cooling	Nom.	dBA	102.4	101.1	103	105.2	107.5	106.2	102	102.8	97.5	98.1			
Sound pressure level	Cooling	Nom.	dBA	77.3	76.6	77.4	77.7	77.9	78.9		79.7	78.2	81			
Operation range	Air side	Cooling	Min.~Max.	°CDB	4 ~18											
Refrigerant	Type/GWP			R-513A/630												
	Charge		kg	150	140	160	165	180	190	205	220	40	45			
	Circuits		Quantity		2										1	
Piping connections	Evaporator water inlet/outlet (OD)			219.1					273					88.9		
Unit	Starting current		A	0												
	Running current	Cooling	A	610	553	634	689	757	814	816	900	149	178			
			A	761	709	796	845	893	951	1,039	1,135	220	258			
Power supply	Phase/Hz/V			3/50/400												

				EWFS-TZPSD		370	405	450	490	530	575	615	675	735	810	
SEER				5.882	6.268	6.216	6.048	5.945	5.862	5.852	5.73	5.785	6.009			
Cooling capacity	Nom.		kW	484.81	550.07	613.91	660.58	709.07	778.68	838.36	887.49	962.15	1,068.99			
Power input	Cooling	Nom.	kW	125.7	126.13	145.13	161.16	170.65	194.82	212.73	231.24	257.6	273.19			
Capacity control	Method			Stepless												
	Minimum capacity		%	17.5	30	27.5	25	12.5	11.5	10.5	10					
EER				3.86	4.36	4.23	4.1	4.16	4	3.94	3.84	3.73	3.91			
IPLV				5.786	5.655	6.054	5.949	6.001	5.87	5.962	6.219	6.346	6.142			
Dimensions	Unit	Height	mm	2,553												
		Width	mm	2,238												
		Depth	mm	5,800	6,880			7,960			9,040			10,120		
Weight	Unit	Operation weight		kg	4,356	5,229	5,315		5,763		6,273		6,344	7,134		
		Air heat exchanger		Type	Microchannel											
Compressor	Type			Screw compressor												
	Quantity			1					2							
Fan	Type			Direct propeller												
	Quantity			10			12			14			16			18
	Air flow rate	Cooling	Nom.	l/s	56,275			67,530			78,785			90,040		
Sound power level	Cooling	Nom.	dBA	100.4	94.7	96	97.7	100.2	100.4	100.7	101	102.3	104.6			
Sound pressure level	Cooling	Nom.	dBA	81.9	74.2	74.5	74.9	78.6	79.9	80.9	83	83.4	83.6			
Operation range	Air side	Cooling	Min.~Max.	°CDB	4 ~18											
Refrigerant	Type/GWP			R-513A/630												
	Charge		kg	50	55	60	65	75	80	85	95	100	110			
	Circuits		Quantity		1					2						
Piping connections	Evaporator water inlet/outlet (OD)			88.9				139.7				168.3				219.1
Unit	Starting current		A	0												
	Running current	Cooling	A	202	208	237	261	283	319	345	373	412	435			
			A	285	293	352	404	399	429	468	508	535	573			
Power supply	Phase/Hz/V			3/50/400												



MicroTech 4



EWFS-TZPSD

				EWFS-TZPSD		890		960				
SEER				6.196		5.371						
Cooling capacity	Nom.			kW		1,159.77		1,236.49				
Power input	Cooling	Nom.			kW		296.39		332.66			
Capacity control	Method			Stepless								
	Minimum capacity					%		13.5		12.5		
EER				3.91		3.72						
IPLV				6.314		6.136						
Dimensions	Unit	Height			mm		2,553					
		Width			mm		2,238					
		Depth			mm		10,120					
Weight	Unit			kg		7,390						
	Operation weight				kg		8,594		8,604			
Air heat exchanger	Type			Microchannel								
Compressor	Type			Screw compressor								
	Quantity			2								
Fan	Type			Direct propeller								
	Quantity			18								
	Air flow rate	Cooling	Nom.			l/s		101,295				
Sound power level	Cooling	Nom.			dBA		98.6		100.4			
Sound pressure level	Cooling	Nom.			dBA		75.9		76.3			
Operation range	Air side	Cooling	Min.~Max.			°CDB		4 ~18				
Refrigerant	Type/GWP			R-513A/630								
	Charge					kg		120		130		
	Circuits	Quantity		2								
Piping connections	Evaporator water inlet/outlet (OD)			219.1								
Unit	Starting current					A		0				
	Running current	Cooling				A		483		537		
						A		616		672		
Power supply	Phase/Hz/V			3/50/400								

Air cooled mini inverter heat pump

- Choosing an R-32 product reduces environmental impact by 68% compared to R-410A and directly lowers energy consumption thanks to its superior energy efficiency.
- Inverter chiller
- Hermetically sealed swing inverter compressor
- Separate MMI-2 controller for indoor installation



EWYA-DV3P

Heating & Cooling				EWYA-DV3P	004	006	008
Space cooling	A Condition Pdc 35°C		kW	4.52	5.09	5.44	
	ηs,c		%	213	215		
Space heating	Average climate water outlet 35°C	General	SCOP	4.54	4.52	4.61	
			Seasonal space heating eff. class		A+++		
Cooling capacity	Nom.		kW	4.86 (1)/4.52 (2)	5.83 (1)/5.09 (2)	6.18 (1)/5.44 (2)	
Heating capacity	Nom.		kW	4.30 (1)/4.60 (2)	6.00 (1)/5.90 (2)	7.50 (1)/7.80 (2)	
Power input	Cooling	Nom.	kW	0.820 (1)/1.36 (2)	1.08 (1)/1.55 (2)	1.19 (1)/1.73 (2)	
	Heating	Nom.	kW	0.840 (1)/1.26 (2)	1.24 (1)/1.69 (2)	1.63 (1)/2.23 (2)	
Capacity control	Method			Variable (inverter)			
EER				5.91 (1)/3.32 (2)	5.40 (1)/3.28 (2)	5.19 (1)/3.14 (2)	
COP				5.10 (1)/3.65 (2)	4.85 (1)/3.50 (2)	4.60 (1)/3.50 (2)	
Dimensions	Unit	Height	mm	770			
		Width	mm	1,250			
		Depth	mm	362			
Weight	Unit			88			
Water heat exchanger	Type	Plate heat exchanger					
	Water volume			1			
Compressor	Type	Hermetically sealed swing compressor					
	Quantity			1			
Fan	Type	Propeller fan					
	Quantity			1			
Sound power level	Cooling	Nom.	dBA	61	62		
	Heating	Nom.	dBA	58	60	62	
Sound pressure level	Cooling	Nom.	dBA	48	49	50	
	Heating	Nom.	dBA	44	47	49	
Operation range	Air side	Cooling	Min.~Max.	°CDB 10 (3)~43			
		Heating	Min.~Max.	°CDB -25 ~25			
Refrigerant	Type/GWP	R-32/675					
	Charge			1.35			
Power supply	Phase/Frequency/Voltage		Hz/V	1~/50 /230 +/-10%			

(1)Condition 1: cooling Ta 35°C - LWE 18°C (DT = 5°C); heating Ta DB/WB 7°C/6°C - LWC 35°C (DT = 5°C) | (2)Condition 2: cooling Ta 35°C - LWE 7°C (DT = 5°C); heating Ta DB/WB 7°C/6°C - LWC 45°C (DT = 5°C) | (3)For more details, see operation range drawing

Air cooled mini inverter heat pump

- Choosing an R-32 product reduces environmental impact by 68% compared to R-410A and directly lowers energy consumption thanks to its superior energy efficiency.
- Inverter chiller
- Hermetically sealed swing inverter compressor
- Separate MMI-2 controller for indoor installation



EWYA-DV3P

Heating & Cooling				EWYA-DV3P	009	011	014	016
Space cooling	A Condition Pdc 35°C			kW	9.35	11.6	12.8	14.0
	ηs,c			%	222	229	226	221
SEER					5.62 (5)	5.79 (5)	5.71 (5)	5.59 (5)
Space heating	Average climate water outlet 35°C	General	SCOP Seasonal space heating eff. class		4.82	4.73	4.70	4.69
				A+++				
Cooling capacity	Nom.			kW	9.35 (1)/9.10 (2)	11.6 (1)/11.5 (2)	12.8 (1)/12.7 (2)	14.0 (1)/15.3 (2)
Heating capacity	Nom.			kW	9.37 (3)/9.00 (4)	10.6 (3)/9.82 (4)	12.0 (3)/12.5 (4)	16.0 (3)/16.0 (4)
Power input	Cooling	Nom.		kW	2.79 (1)/1.71 (2)	3.56 (1)/2.17 (2)	4.06 (1)/2.51 (2)	4.58 (1)/3.24 (2)
	Heating	Nom.		kW	1.91 (3)/2.43 (4)	2.18 (3)/2.68 (4)	2.46 (3)/3.42 (4)	3.53 (3)/4.56 (4)
Capacity control	Method				Variable (inverter)			
EER					3.35 (1)/5.34 (2)	3.26 (1)/5.31 (2)	3.16 (1)/5.04 (2)	3.06 (1)/4.74 (2)
COP					4.91 (3)/3.71 (4)	4.83 (3)/3.66 (4)	4.87 (3)/3.64 (4)	4.53 (3)/3.51 (4)
Dimensions	Unit	Height		mm	870			
		Width		mm	1,380			
		Depth		mm	460			
Weight	Unit			kg	147			
Water heat exchanger	Type				Plate heat exchanger			
	Water volume				l	2		
Air heat exchanger	Type				High efficiency fin and tube type with integral subcooler			
Compressor	Type				Hermetically sealed swing inverter compressor			
	Quantity				1			
Fan	Type				Propeller fan			
	Quantity				1			
Air flow rate	Cooling	Nom.		m ³ /min	63	70	85	
		Heating	Nom.	m ³ /min	48.0	55.8	70.4	85.0
Sound power level	Cooling	Nom.		dBA	65.5	67.0	69.0	
Sound pressure level	Cooling	Nom.		dBA	44.0	47.7	50.8	51.0
Operation range	Air side	Cooling	Min.~Max.	°CDB	10 ~43			
		Heating	Min.~Max.	°CDB	-25 ~25			
Refrigerant	Type/GWP				R-32/675.0			
	Control				Electronic expansion valve			
	Circuits	Quantity				1		
Refrigerant charge	Per circuit			kg	3.80			
Unit	Running	Max		A	30.8			
	current							
Power supply	Phase/Frequency/Voltage			Hz/V	1~/50/230			

(1)Cooling: EW 12°C; LW 7°C; ambient conditions: 35°CDB | (2)Cooling: EW 23°C; LW 18°C; ambient conditions: 35°CDB | (3)Condition: Ta DB/WB 7°C/6°C - LWC 35°C (DT = 5°C) | (4)Condition: Ta DB/WB 7°C/6°C - LWC 45°C (DT=5°C) | (5)According to EN14825 | For more details, see operation range drawing | Depends on operation mode, refer to installation manual.

Air cooled mini inverter heat pump

- Choosing an R-32 product reduces environmental impact by 68% compared to R-410A and directly lowers energy consumption thanks to its superior energy efficiency.
- Inverter chiller
- Hermetically sealed swing inverter compressor
- New casing for the outdoor units
- Separate MMI-2 controller for indoor installation




EWYA-DW1P

Heating & Cooling				EWYA-DW1P	009	011	014	016
Space cooling	A Condition Pdc 35°C		kW	9.35	11.6	12.8	14.0	
	ηs,c		%	222	229	226	221	
SEER				5.62 (5)	5.79 (5)	5.71 (5)	5.59 (5)	
Space heating	Average climate water outlet 35°C	General	SCOP Seasonal space heating eff. class	4.82	4.73	4.70	4.69	
				A+++				
Cooling capacity	Nom.		kW	9.35 (1)/9.10 (2)	11.6 (1)/11.5 (2)	12.8 (1)/12.7 (2)	14.0 (1)/15.3 (2)	
Heating capacity	Nom.		kW	9.37 (3)/9.00 (4)	10.6 (3)/9.82 (4)	12.0 (3)/12.5 (4)	16.0 (3)/16.0 (4)	
Power input	Cooling		kW	2.79 (1)/1.71 (2)	3.56 (1)/2.17 (2)	4.06 (1)/2.51 (2)	4.58 (1)/3.24 (2)	
	Heating		kW	1.91 (3)/2.43 (4)	2.18 (3)/2.68 (4)	2.46 (3)/3.42 (4)	3.53 (3)/4.56 (4)	
Capacity control	Method			Variable (inverter)				
EER				3.35 (1)/5.34 (2)	3.26 (1)/5.31 (2)	3.16 (1)/5.04 (2)	3.06 (1)/4.74 (2)	
COP				4.91 (3)/3.71 (4)	4.83 (3)/3.66 (4)	4.87 (3)/3.64 (4)	4.53 (3)/3.51 (4)	
Dimensions	Unit	Height	mm	870				
		Width	mm	1,380				
		Depth	mm	460				
Weight	Unit		kg	147				
	Type			Plate heat exchanger				
Water heat exchanger	Water volume		l	2				
	Type			High efficiency fin and tube type with integral subcooler				
Compressor	Type			Hermetically sealed swing inverter compressor				
	Quantity			1				
Fan	Type			Propeller fan				
	Quantity			1				
Air flow rate	Cooling	Nom.	m ³ /min	63	70	85		
		Heating	m ³ /min	48.0	55.8	70.4	85.0	
Sound power level	Cooling	Nom.	dBA	65.5	67.0	69.0		
		Heating	dBA	44.0	47.7	50.8	51.0	
Operation range	Air side	Cooling	Min.~Max.	°CDB 10 ~43				
		Heating	Min.~Max.	°CDB -25 ~25				
	Water side	Cooling	Min.~Max.	°CDB 5 ~22				
		Heating	Min.~Max.	°CDB 9 (6)~60 (6)				
Refrigerant	Type/GWP			R-32/675.0				
	Control			Electronic expansion valve				
	Circuits	Quantity		1				
Refrigerant charge	Per circuit		kg	3.80				
			TCCO2Eq	2.6				
Unit	Running current	Max	A	14.0				
				3~/50/400				
Power supply	Phase/Frequency/Voltage		Hz/V	3~/50/400				

(1)Cooling: EW 12°C; LW 7°C; ambient conditions: 35°CDB | (2)Cooling: EW 23°C; LW 18°C; ambient conditions: 35°CDB | (3)Condition: Ta DB/WB 7°C/6°C - LWC 35°C (DT = 5°C) | (4)Condition: Ta DB/WB 7°C/6°C - LWC 45°C (DT=5°C) | (5)According to EN14825 | (6)For more details, see operation range drawing | Depends on operation mode, refer to installation manual.

Air cooled mini inverter heat pump

- Choosing an R-32 product reduces environmental impact by 68% compared to R-410A and directly lowers energy consumption thanks to its superior energy efficiency.
- Inverter chiller
- Hermetically sealed swing inverter compressor
- New casing for the outdoor units
- Separate MMI-2 controller for indoor installation



EWYA-DWIP-H-

Heating & Cooling		EWYA-DWIP-H-		009	011	014	016	
Space cooling	A Condition Pdc 35°C		kW	9.35	11.6	12.8	14.0	
	ηs,c		%	222	229	226	221	
SEER				5.62 (5)	5.79 (5)	5.71 (5)	5.59 (5)	
Space heating	Average climate water outlet 35°C	General	SCOP Seasonal space heating eff. class	4.82	4.73	4.70	4.69	
				A+++				
Cooling capacity	Nom.		kW	9.35 (1)/9.10 (2)	11.6 (1)/11.5 (2)	12.8 (1)/12.7 (2)	14.0 (1)/15.3 (2)	
Heating capacity	Nom.		kW	9.37 (3)/9.00 (4)	10.6 (3)/9.82 (4)	12.0 (3)/12.5 (4)	16.0 (3)/16.0 (4)	
Power input	Cooling		kW	2.79 (1)/1.71 (2)	3.56 (1)/2.17 (2)	4.06 (1)/2.51 (2)	4.58 (1)/3.24 (2)	
	Heating		kW	1.91 (3)/2.43 (4)	2.18 (3)/2.68 (4)	2.46 (3)/3.42 (4)	3.53 (3)/4.56 (4)	
Capacity control	Method	Variable (inverter)						
EER				3.35 (1)/5.34 (2)	3.26 (1)/5.31 (2)	3.16 (1)/5.04 (2)	3.06 (1)/4.74 (2)	
COP				4.91 (3)/3.71 (4)	4.83 (3)/3.66 (4)	4.87 (3)/3.64 (4)	4.53 (3)/3.51 (4)	
Dimensions	Unit	Height	mm	870				
		Width	mm	1,380				
		Depth	mm	460				
Weight	Unit	kg						
		147						
Water heat exchanger	Type	Plate heat exchanger						
	Water volume	l						
Air heat exchanger	Type	High efficiency fin and tube type with integral subcooler						
Compressor	Type	Hermetically sealed swing inverter compressor						
	Quantity	1						
Fan	Type	Propeller fan						
	Quantity	1						
Air flow rate	Cooling	Nom.	m ³ /min	63	70	85		
		Nom.	m ³ /min	48.0	55.8	70.4	85.0	
Sound power level	Cooling	Nom.	dBA	65.5	67.0	69.0		
		Nom.	dBA	44.0	47.7	50.8	51.0	
Operation range	Air side	Cooling	Min.~Max.	°CDB 10 ~43				
		Heating	Min.~Max.	°CDB -25 ~25				
	Water side	Cooling	Min.~Max.	°CDB 5 ~22				
		Heating	Min.~Max.	°CDB 9 (6)~60 (6)				
Refrigerant	Type/GWP	R-32/675.0						
	Control	Electronic expansion valve						
	Circuits Quantity	1						
Refrigerant charge	Per circuit	kg						
		3.80						
			TCCO2eq					
			2.6					
Unit	Running Max current	A						
		14.0						
Power supply	Phase/Frequency/Voltage	Hz/V 3~/50/400						

(1)Cooling: EW 12°C; LW 7°C; ambient conditions: 35°CDB | (2)Cooling: EW 23°C; LW 18°C; ambient conditions: 35°CDB | (3)Condition: Ta DB/WB 7°C/6°C - LWC 35°C (DT = 5°C) | (4)Condition: Ta DB/WB 7°C/6°C - LWC 45°C (DT=5°C) | (5)According to EN14825 | (6)For more details, see operation range drawing | Depends on operation mode, refer to installation manual.

Air cooled mini inverter heat pump

- Choosing an R-32 product reduces environmental impact by 68% compared to R-410A and directly lowers energy consumption thanks to its superior energy efficiency.
- Inverter chiller
- Hermetically sealed swing inverter compressor
- New casing for the outdoor units
- Separate MMI-2 controller for indoor installation



EWYA-DV3P-H-

Heating & Cooling				EWYA-D	004DV3P-H	006DV3P-H	008DV3P-H	
Space cooling	A Condition Pdc			kW	-			
	35°C			%	-			
SEER				-				
Space heating	Average climate water outlet 35°C	General	SCOP	4.54		4.52		
			Seasonal space heating eff. class	A+++		4.61		
Cooling capacity	Nom.			kW	4.86(1)/4.52(2)	5.83(1)/5.09(2)	6.18(1)/5.44(2)	
Heating capacity	Nom.			kW	4.30(1)/4.60(2)	6.00(1)/5.90(2)	7.50(1)/7.80(2)	
Power input	Cooling Heating	Nom.			kW	0.820(1)/1.36(2)	1.08(1)/1.55(2)	1.19(1)/1.73(2)
					kW	0.840(1)/1.26(2)	1.24(1)/1.69(2)	1.63(1)/2.23(2)
Capacity control	Method			Variable (inverter)				
EER				5.91(1)/3.32(2)		5.40(1)/3.28(2)		
COP				5.10(1)/3.65(2)		4.85(1)/3.50(2)		
Dimensions	Unit	Height			mm	770		
		Width			mm	1,250		
		Depth			mm	362		
Weight	Unit			kg	88.0			
Water heat exchanger	Type			Plate heat exchanger				
	Water volume			l	1			
Air heat exchanger	Type			-				
Compressor	Type			Hermetically sealed swing compressor				
	Quantity			1				
Fan	Type			Propeller fan				
	Quantity			1				
Air flow rate	Cooling Heating	Nom.			m ³ /min	-		
					m ³ /min	-		
Sound power level	Cooling Heating	Nom.			dBA	61.0(1)	62.0(1)	
					dBA	58.0(1)	60.0(1)	
Sound pressure level	Cooling Heating	Nom.			dBA	48.0(1)	49.0(1)	
					dBA	44.0(1)	47.0(1)	
Operation range	Air side	Cooling Heating	Min.~Max.			°CDB	10(3)~43	
			Min.~Max.			°CDB	-25~25	
Refrigerant	Type/GWP			R-32/675.0				
	Charge			kg	1.35			
	Control			-				
	Circuits	Quantity		-				
Refrigerant charge	Per circuit			kg				
Unit	Running current	Max		A				
Power supply	Phase/Frequency/Voltage			Hz/V				
				1~/50/230 +/-10%				

(1)Condition 1: cooling Ta 35°C - LWE 18°C (DT = 5°C); heating Ta DB/WB 7°C/6°C - LWC 35°C (DT = 5°C) | (2)Condition 2: cooling Ta 35°C - LWE 7°C (DT = 5°C); heating Ta DB/WB 7°C/6°C - LWC 45°C (DT = 5°C) | (3)For more details, see operation range drawing | (4)Cooling: EW 12°C; LW 7°C; ambient conditions: 35°CDB | (5)Cooling: EW 23°C; LW 18°C; ambient conditions: 35°CDB | (6)Condition: Ta DB/WB 7°C/6°C - LWC 35°C (DT = 5°C) | (7)Condition: Ta DB/WB 7°C/6°C - LWC 45°C (Dt=5°C) | (8)According to EN14825 | Depends on operation mode, refer to installation manual.

Air cooled mini inverter heat pump

- Choosing an R-32 product reduces environmental impact by 68% compared to R-410A and directly lowers energy consumption thanks to its superior energy efficiency.
- Inverter chiller
- Hermetically sealed swing inverter compressor
- New casing for the outdoor units
- Separate MMI-2 controller for indoor installation





EWYA-DV3P-H-

Heating & Cooling				EWYA-D	009DV3P-H-	011DV3P-H-	014DV3P-H-	016DV3P-H-
Space cooling	A Condition Pdc		kW	9.35	11.6	12.8	14.0	
	35°C		%	222	229	226	221	
ηs,c				5.62(8)	5.79(8)	5.71(8)	5.59(8)	
SEER					4.82	4.73	4.70	4.69
Space heating	Average climate water outlet 35°C	General	SCOP Seasonal space heating eff. class	A+++				
Cooling capacity	Nom.		kW	9.35(4)/9.10(5)	11.6(4)/11.5(5)	12.8(4)/12.7(5)	14.0(4)/13.3(5)	
Heating capacity	Nom.		kW	9.37(6)/9.00(7)	10.6(6)/9.82(7)	12.0(6)/12.5(7)	16.0(6)/16.0(7)	
Power input	Cooling	Nom.	kW	2.79(4)/1.71(5)	3.56(4)/2.17(5)	4.06(4)/2.51(5)	4.58(4)/3.24(5)	
	Heating	Nom.	kW	1.91(6)/2.43(7)	2.18(6)/2.68(7)	2.46(6)/3.42(7)	3.53(6)/4.56(7)	
Capacity control	Method			Variable (inverter)				
EER				3.35(4)/5.34(5)	3.26(4)/5.31(5)	3.16(4)/5.04(5)	3.06(4)/4.74(5)	
COP				4.91(6)/3.71(7)	4.83(6)/3.66(7)	4.87(6)/3.64(7)	4.53(6)/3.51(7)	
Dimensions	Unit	Height	mm	870				
		Width	mm	1,380				
		Depth	mm	460				
Weight	Unit		kg	147				
Water heat exchanger	Type	Plate heat exchanger						
	Water volume		l	2				
Air heat exchanger	Type	High efficiency fin and tube type with integral subcooler						
Compressor	Type	Hermetically sealed swing inverter compressor						
	Quantity	1						
Fan	Type	Propeller fan						
	Quantity	1						
Air flow rate	Cooling	Nom.	m ³ /min	63	70	85		
		Heating	Nom.	m ³ /min	48.0	55.8	70.4	85.0
Sound power level	Cooling	Nom.	dBA	65.5	67.0	69.0		
		Heating	Nom.	dBA				
Sound pressure level	Cooling	Nom.	dBA	44.0	47.7	50.8	51.0	
		Heating	Nom.	dBA				
Operation range	Air side	Cooling	Min.~Max.	°CDB 10~43				
		Heating	Min.~Max.	°CDB -25~25				
Refrigerant	Type/GWP	R-32/675.0						
	Charge	kg						
	Control	Electronic expansion valve						
	Circuits	Quantity	1					
Refrigerant charge	Per circuit	kg	3.80					
Unit	Running Max current	A	30.8					
Power supply	Phase/Frequency/Voltage	Hz/V	1~/50/230					

(1)Condition 1: cooling Ta 35°C - LWE 18°C (DT = 5°C); heating Ta DB/WB 7°C/6°C - LWC 35°C (DT = 5°C) | (2)Condition 2: cooling Ta 35°C - LWE 7°C (DT = 5°C); heating Ta DB/WB 7°C/6°C - LWC 45°C (DT = 5°C) | (3)For more details, see operation range drawing | (4)Cooling: EW 12°C; LW 7°C; ambient conditions: 35°CDB | (5)Cooling: EW 23°C; LW 18°C; ambient conditions: 35°CDB | (6)Condition: Ta DB/WB 7°C/6°C - LWC 35°C (DT = 5°C) | (7)Condition: Ta DB/WB 7°C/6°C - LWC 45°C (Dt=5°C) | (8)According to EN14825 | Depends on operation mode, refer to installation manual.

Air cooled scroll inverter heat pump

- High part load efficiency for low running cost
- Minimal starting currents
- Daikin scroll compressor
- Wide operation range
- Integrated hydronic module on request
- Dedicated controller extension (EKRSIOH) for Heating applications




EWYT-CZN

Heating & Cooling				EWYT-CZN							016	021	025	032	040	040	050	064	090
Space cooling	A Condition Pdc 35°C			kW	15.9	20.9	25.6	32.4	39.6	41.4	50.8	64.0	88.3						
	ηs,c			%	197		200	205	201	213	210	205	198						
SEER					5.00		5.06	5.21	5.09	5.41	5.33	5.21	5.03						
Space heating	Average climate water outlet 35°C	General	SCOP		3.89	4.00	4.07	4.06	4.07	4.02	4.00	3.98	4.00						
	Seasonal space heating eff. class				A++														
Cooling capacity	Nom.			kW	15.9	20.9	25.6	32.4	39.6	41.4	50.8	64.0	88.3						
Heating capacity	Nom.			kW	15.9	20.2	24.8	32.4	39.4	40.3	49.8	61.9	85.8						
Power input	Cooling	Nom.		kW	5.50	6.60	8.50	10.3	13.4	13.2	17.0	21.8	31.0						
	Heating	Nom.		kW	4.70	5.80	7.50	9.40	11.8	11.9	15.4	19.1	27.2						
Capacity control	Method				Inverter controlled														
	Minimum capacity			%	18	14	12	19	15	14	12	15	14						
EER					2.90	3.16	3.00	3.13	2.95	3.12	2.98	2.93	2.84						
COP					3.41	3.46	3.33	3.45	3.33	3.38	3.24	3.23	3.16						
IPLV					5.83	6.29	6.05	6.25	5.87	6.37	5.92	5.88	5.61						
Dimensions	Unit	Height	mm	1,878															
		Width	mm	1,152				1,752			2,306		2,906	3,506					
		Depth	mm	802					814										
Weight	Unit	Operation weight		kg	227	252	350	349	494	588	693								
				kg	228	254	353	352	500	594	701								
Water heat exchanger	Type			Brazed plate heat exchanger															
	Water volume			l	1	2				5				8					
	Water flow rate	Cooling	Nom.	l/s	0.8	1.0	1.2	1.6	1.9	2.0	2.4	3.1	4.2						
		Heating	Nom.	l/s	0.8	1.0	1.2	1.5	1.9	2.4	3.0	4.1							
	Water pressure drop	Cooling	Nom.	kPa	20	11	16	19	28	10	14	22	20						
Heating		Nom.	kPa	19.6	10.6	15.4	19.1	27.1	9.4	13.8	20.4	19.1							
Air heat exchanger	Type			High efficiency fin and tube type – Copper Aluminum															
Compressor	Type			Scroll compressor															
	Quantity				1					2									
Fan	Type			Axial															
	Quantity				1		2			3		4							
	Speed			rpm	800	900	700	900	700	900	800	900							
Sound power level	Cooling	Nom.	dB(A)	76.0	78.0	79.0	80.0	80.0	81.0	83.0	85.0								
Sound pressure level	Cooling	Nom.	dB(A)	59.7	61.7	62.2	63.2	62.8	63.8	65.4	67.0								
Refrigerant	Type/GWP			R-32/675															
	Charge			kg	3.00	5.50	7.00	8.00	12.0	13.0	16.0								
	Circuits			Quantity	1					2									
Piping connections	Evaporator water inlet/outlet (OD)				1"1/4					2"									

Cooling: EW 12°C; LW 7°C; ambient conditions: 35°CDB | Cooling: EW 23°C; LW 18°C; ambient conditions: 35°CDB | Condition: Ta DB/WB 7°C/6°C - LWC 35°C (DT = 5°C) | Condition: Ta DB/WB 7°C/6°C - LWC 45°C (Dt=5°C) | According to EN14825 | Depends on operation mode, refer to installation manual. | For more details, see operation range drawing

Air cooled scroll inverter heat pump

- High part load efficiency for low running cost
- Minimal starting currents
- Daikin scroll compressor
- Wide operation range
- Integrated hydronic module with low lift pump included
- Dedicated controller extension (EKRSIOH) for Heating applications




EWYT-CZP

Heating & Cooling				EWYT	016	021	025	032	040	040	050	064	090	
Space cooling	A Condition Pdc 35°C			kW	16.0	21.0	25.7	32.6	39.8	41.6	51.0	64.3	88.6	
	ηs,c			%	209	213	225	211	228	216	211	204		
SEER					5.30	5.41	5.70	5.36	5.76	5.48	5.34	5.18		
Space heating	Average climate water outlet 35°C	General	SCOP Seasonal space heating eff. class		4.03	4.19	4.18	4.19	4.12	4.01	4.04			
					A++									
Cooling capacity	Nom.			kW	16.1	21.1	25.9	32.7	39.9	41.7	51.1	64.4	88.8	
Heating capacity	Nom.			kW	15.6	19.9	24.6	32.1	39.0	40.0	49.5	61.4	85.3	
Power input	Cooling	Nom.		kW	5.45	6.56	8.48	10.3	13.3	13.2	16.9	21.9	31.1	
	Heating	Nom.		kW	4.63	5.81	7.42	9.32	11.7	11.8	15.3	19.2	27.3	
Capacity control	Method				Inverter controlled									
	Minimum capacity			%	18	14	12	19	15	14	12	15	14	
EER					2.96	3.22	3.05	3.18	3.00	3.17	3.03	2.95	2.85	
COP					3.37	3.43	3.31	3.44	3.33	3.38	3.23	3.20	3.13	
IPLV					5.83	6.29	6.05	6.25	5.87	6.37	5.92	5.88	5.61	
Dimensions	Unit	Height	mm	1,878										
		Width	mm	1,152			1,752			2,306		2,906	3,506	
		Depth	mm	802					814					
Weight	Unit			kg	261	286	393	392	546	644	749			
	Operation weight			kg	262	288	396	395	551	650	757			
Water heat exchanger	Type			Brazen plate heat exchanger										
	Water volume			l	1	2				5				8
	Water flow rate	Cooling	Nom.	l/s	0.8	1.0	1.2	1.6	1.9	2.0	2.4	3.1	4.2	
		Heating	Nom.	l/s	0.8	1.0	1.2	1.5	1.9	1.9	2.4	3.0	4.1	
	Water pressure drop	Cooling	Nom.	kPa	20	11	16	19	28	10	14	22	20	
Heating		Nom.	kPa	19.6	10.6	15.4	19.1	27.1	9.4	13.8	20.4	19.1		
Air heat exchanger	Type			High efficiency fin and tube type – Copper Aluminum										
Compressor	Type			Scroll compressor										
	Quantity				1					2				
Fan	Type			Axial										
	Quantity				1		2			3	4			
	Speed			rpm	800	900	700	900	700	900	800	900		
Sound power level	Cooling	Nom.	dB(A)	76.0	78.0	79.0	80.0	80.0	81.0	83.0	85.0			
Sound pressure level	Cooling	Nom.	dB(A)	59.7	61.7	62.2	63.2	62.8	63.8	65.4	67.0			
Refrigerant	Type/GWP			R-32/675										
	Charge			kg	3.00	5.50	7.00	8.00	12.0	13.0	16.0			
	Circuits			Quantity	1					2				
Piping connections	Evaporator water inlet/outlet (OD)				1"1/4					2"				

Cooling: EW 12°C; LW 7°C; ambient conditions: 35°CDB | Cooling: EW 23°C; LW 18°C; ambient conditions: 35°CDB | Condition: Ta DB/WB 7°C/6°C - LWC 35°C (DT = 5°C) | Condition: Ta DB/WB 7°C/6°C - LWC 45°C (DT=5°C) | According to EN14825 | Depends on operation mode, refer to installation manual. | For more details, see operation range drawing

Air cooled scroll inverter heat pump

- High part load efficiency for low running cost
- Minimal starting currents
- Daikin scroll compressor
- Wide operation range
- Integrated hydronic module with low lift pump included
- Dedicated controller extension (EKRSIOH) for Heating applications



EWYT-CZH

Heating & Cooling				EWYT	016	021	025	032	040	040	050	064	090	
Space cooling	A Condition Pdc 35°C			kW	16.1	21.1	25.8	32.7	39.9	41.7	51.1	64.3	88.7	
	ηs,c			%	205	210	211	224	210	227	213	208	202	
SEER					5.20	5.32	5.34	5.67	5.34	5.76	5.40	5.27	5.12	
Space heating	Average climate water outlet 35°C	General	SCOP	Seasonal space heating eff. class	3.88	4.06	4.08	4.11	4.13	4.14	4.09	3.94	4.00	
					A++									
Cooling capacity	Nom.			kW	16.2	21.2	25.9	32.8	40.1	41.8	51.3	64.5	88.9	
Heating capacity	Nom.			kW	15.5	19.8	24.5	32.0	38.9	39.9	49.4	61.3	85.2	
Power input	Cooling	Nom.		kW	5.60	6.70	8.70	10.4	13.5	13.3	17.0	22.0	31.2	
	Heating	Nom.		kW	4.80	6.00	7.60	9.50	11.9	12.0	15.4	19.3	27.4	
Capacity control	Method			Inverter controlled										
	Minimum capacity			%	18	14	12	19	15	14	12	15	14	
EER					2.89	3.15	2.98	3.14	2.97	3.15	3.02	2.93	2.85	
COP					3.24	3.31	3.22	3.37	3.28	3.33	3.20	3.17	3.12	
IPLV					5.83	6.29	6.05	6.25	5.87	6.37	5.92	5.88	5.61	
Dimensions	Unit	Height	mm	1,878										
		Width	mm	1,152			1,752			2,306		2,906	3,506	
		Depth	mm	802					814					
Weight	Unit	Operation weight		kg	261	286	393	392	546	644	749			
				kg	262	288	396	395	551	650	757			
Water heat exchanger	Type			Brazed plate heat exchanger										
	Water volume			l	1	2				5				8
	Water flow rate	Cooling	Nom.	l/s	0.8	1.0	1.2	1.6	1.9	2.0	2.4	3.1	4.2	
		Heating	Nom.	l/s	0.8	1.0	1.2	1.5	1.9		2.4	3.0	4.1	
	Water pressure drop	Cooling	Nom.	kPa	20	11	16	19	28	10	14	22	20	
Heating		Nom.	kPa	19.6	10.6	15.4	19.1	27.1	9.4	13.8	20.4	19.1		
Air heat exchanger	Type			High efficiency fin and tube type – Copper Aluminum										
Compressor	Type			Scroll compressor										
	Quantity			1					2					
Fan	Type			Axial										
	Quantity			1		2			3		4			
	Speed			rpm	800	900	700	900	700	900	800	900		
Sound power level	Cooling	Nom.		dB(A)	76.0	78.0	79.0	80.0		81.0	83.0	85.0		
	Sound pressure level	Cooling	Nom.		dB(A)	59.7	61.7	62.2	63.2	62.8	63.8	65.4	67.0	
Refrigerant	Type/GWP			R-32/675										
	Charge			kg	3.00	5.50	7.00	8.00	12.0		13.0	16.0		
	Circuits			Quantity	1					2				
Piping connections Evaporator water inlet/outlet (OD)				1"1/4					2"					

Cooling: EW 12°C; LW 7°C; ambient conditions: 35°CDB | Cooling: EW 23°C; LW 18°C; ambient conditions: 35°CDB | Condition: Ta DB/WB 7°C/6°C - LWC 35°C (DT = 5°C) | Condition: Ta DB/WB 7°C/6°C - LWC 45°C (DT=5°C) | According to EN14825 | Depends on operation mode, refer to installation manual. | For more details, see operation range drawing

Air to Water Inverter Heat Pump

- Outdoor unit designed for cold and hot climates
- Inverter heat pump
- Available in 8 sizes
- Daikin scroll compressor with Vapor Injection
- Wide operating range: -25°C to +40 °C Ambient temperature and up to 70°C Hot Water Temperature
- Daikin Tube & Fins (Cu/Al) Heat Exchanger ensures efficient heat transfer, durability, and long-term system reliability.
- Stock Availability of Inverter Pump Configuration Mounted On-Board simplifies installation, improves system efficiency, and enables faster project turnaround.



EWYE-CZN





Heating & Cooling				EWYE-CZN	019	022	025	030	035	050	060	070	
SEER					3.737	3.796	3.99	4.431	4.54	4.096	4.34	4.56	
Space heating	Average climate water outlet 35°C	General	SCOP	3.885			4.305			3.723		4.001	
			Seasonal space heating eff. class	A++			A+			A++			
Cooling capacity	Nom.		kW	14.657	16.182	18.292	22.189	25.385	41.775	46.983	59.205		
Heating capacity	Nom.		kW	18.465	20.513	24.205	30.024	34.675	50.236	60.466	73.732		
Power input	Cooling	Nom.	kW	5.427	6.067	6.693	7.434	8.957	15.812	17.763	22.299		
	Heating	Nom.	kW	5.901	6.566	7.718	9	10.653	16.482	20.539	24.39		
Capacity control	Method			Inverter controlled									
	Minimum capacity			%	36	33	29	25	22	13	10		
EER					2.701	2.667	2.733	2.985	2.834	2.642	2.645	2.655	
COP					3.129	3.124	3.136	3.336	3.255	3.048	2.944	3.023	
IPLV					5.71	5.722	5.926	6.215	6.288	5.662	5.672	5.414	
Weight	Unit			kg	277	279		362	363	630		722	
	Operation weight			kg	279	281		365	366	636		730	
Water heat exchanger	Type			Brazed plate									
	Water volume			l	1.87			2.35			5.13		7.83
	Water flow rate	Cooling	Nom.	l/s	0.7	0.77	0.84	1.06	1.21	1.99	2.16		2.77
		Heating	Nom.	l/s	0.87	0.97	1.11	1.42	1.61	2.35	2.8		3.45
Water pressure drop	Cooling	Nom.	kPa	6.05	7.19	8.41	9.82	12.41	10.01	11.62		9.51	
	Heating	Nom.	kPa	9.03	10.89	13.77	16.4	20.53	13.57	18.76		14.38	
Air heat exchanger	Type			Al Fins & Cu Tubes									
Compressor	Type			Scroll									
	Quantity			1			2			2			
Fan	Type			Axial									
	Quantity			1			2		3			4	
	Air flow rate	Cooling	Nom.	l/s	3,160	3,570		5,300	6,080	10,440	9,240	12,160	
		Heating	Nom.	l/s	2,770	3,180		5,340	6,130	8,110	9,310	10,680	
Speed			rpm	800	900		700	800	900	800			
Sound power level	Cooling	Nom.	dBA	82	83			86			86		
	Heating	Nom.	dBA	82	83			86			86		
Sound pressure level	Cooling	Nom.	dBA	66.197	67.137	67.227	66.683	66.676	68.822	68.855	68.527		
	Heating	Nom.	dBA	66.197	67.137	67.227	66.683	66.676	68.822	68.855	68.528		
Refrigerant	Type/GWP			R-454C/145.5									
	Charge			kg	6.6			9.7		16.3		21.2	
	Circuits	Quantity			1			2			2		
Piping connections Evaporator water inlet/outlet (OD)				1"1/4 (female)			2" (female)			2" (female)			

Cooling: EW 12°C; LW 7°C; ambient conditions: 35°CDB | Cooling: EW 23°C; LW 18°C; ambient conditions: 35°CDB | Condition: Ta DB/WB 7°C/6°C - LWC 35°C (DT = 5°C) | Condition: Ta DB/WB 7°C/6°C - LWC 45°C (Dt=5°C) | According to EN14825 | Depends on operation mode, refer to installation manual. | For more details, see operation range drawing

Air to Water Inverter Heat Pump

- Outdoor unit designed for cold and hot climates
- Inverter heat pump
- Available in 8 sizes
- Daikin scroll compressor with Vapor Injection
- Wide operating range: -25°C to +40 °C Ambient temperature and up to 70°C Hot Water Temperature
- Daikin Tube & Fins (Cu/Al) Heat Exchanger ensures efficient heat transfer, durability, and long-term system reliability.
- Stock Availability of Inverter Pump Configuration Mounted On-Board simplifies installation, improves system efficiency, and enables faster project turnaround.



EWYE-CZP

Heating & Cooling				EWYE-CZP							019	022	025	030	035	050	060	070
SEER								3.877	3.943	4.07	4.595	4.655	4.222	4.415	4.661			
Space heating	Average climate water outlet 35°C	General	SCOP	3.999							4.38		3.872		4.058			
			Seasonal space heating eff. class								A++							
Cooling capacity	Nom.	kW		14.884	16.421	18.242	22.448	25.663	42.106	46.9	59.618							
Heating capacity	Nom.	kW		18.212	20.25	23.931	29.721	34.351	49.887	59.575	73.267							
Power input	Cooling	Nom.	kW	5.393	6.026	6.643	7.394	8.901	15.694	17.86	22.354							
	Heating			5.85	6.507	7.658	8.923	10.563	16.351	20.34	24.422							
Capacity control	Method			Inverter controlled														
	Minimum capacity			%	36	33	29	25	22	13	10							
EER								2.76	2.725	2.746	3.036	2.883	2.683	2.626	2.667			
COP								3.113	3.112	3.125	3.331	3.252	3.051	2.929		3		
IPLV								4.863	4.873	4.985	5.454	5.389	5.055	5.087		4.987		
Weight	Unit		kg	298	300			401	402	671		761						
	Operation weight			kg	300	302			404	405	677		769					
Water heat exchanger	Type			Braze plate														
	Water volume			l	1.87				2.35		5.13		7.83					
	Water flow rate	Cooling	Nom.	l/s	0.7	0.77	0.84	1.06	1.21	1.99	2.16	2.77						
		Heating			0.87	0.97	1.11	1.42	1.61	2.35	2.77	3.45						
Water pressure drop	Cooling	Nom.	kPa	6.05	7.19	8.41	9.82	12.41	10.01	11.62	9.51							
	Heating			9.03	10.89	13.77	16.4	20.53	13.57	18.38	14.38							
Air heat exchanger	Type			Al Fins & Cu Tubes														
Compressor	Type			Scroll														
	Quantity			1							2							
Fan	Type			Axial														
	Quantity			1		2		3		4								
	Air flow rate	Cooling	Nom.	l/s	3,160	3,570	5,300	6,080	10,440	9,240	12,160							
		Heating			2,770	3,180	5,340	6,130	8,110	9,310	10,680							
Speed			rpm	800		900		700	800	900	800							
Sound power level	Cooling	Nom.	dBA	82				83		86								
	Heating			82				83		86								
Sound pressure level	Cooling	Nom.	dBA	66.197	67.137	67.227	66.683	66.676	68.822	68.855	68.528							
	Heating			66.197	67.137	67.227	66.683	66.676	68.822	68.855	68.528							
Refrigerant	Type/GWP			R-454C/145.5														
	Charge			kg	6.6			9.7		16.3		21.2						
	Circuits			1				2										
Piping connections Evaporator water inlet/outlet (OD)				1"1/4 (female)				2" (female)										

Cooling: EW 12°C; LW 7°C; ambient conditions: 35°CDB | Cooling: EW 23°C; LW 18°C; ambient conditions: 35°CDB | Condition: Ta DB/WB 7°C/6°C - LWC 35°C (DT = 5°C) | Condition: Ta DB/WB 7°C/6°C - LWC 45°C (Dt=5°C) | According to EN14825 | Depends on operation mode, refer to installation manual. | For more details, see operation range drawing

Modular Air-to-Water Inverter Heat Pump

- Uses R-290 (propane), a natural refrigerant with almost zero Global Warming Potential (GWP), making it a future-proof solution for decarbonisation and compliance with F-Gas regulations.
- Delivers hot water up to 75°C, enabling direct replacement of traditional boilers in a wide range of applications, including comfort heating and industrial processes.
- Modular system allows plug-and-play installation from 100 kW up to 2000 kW, with easy expansion by adding more units. Ideal for projects requiring phased capacity growth or redundancy.
- Advanced defrost logic minimises temperature drops and ensures heating load stability, even when multiple units are installed.
- Features Daikin On Site remote monitoring, Modbus/Bacnet compatibility, and a user-friendly control interface (including app control), making system management simple and efficient.




Coming soon
April 2026

Module 1	Module 2	Module 3	Module 4	Array Cooling Capacity [kW]	Array Heating Capacity [kW]	Array Width [mm]	Layout (Frontal view)
100	100			182	204	3180	
100	135			219	237		
135	135			256	270		
100	100	100		273	306	5170	
100	100	135		310	339		
100	135	135		347	372		
135	135	135		384	405		
100	100	100	135	401	441	7160	
100	100	135	135	438	474		
100	135	135	135	475	507		
135	135	135	135	512	540		

Heating & Cooling		EWYK-QZXSA2		100	135
Number of Compressors Circuits Fans				2 2 2	2 2 2
Heating 1	Heating Capacity*		kW	102	135
	COP		kW/kW	3.3	3.3
Heating 2	Heating Capacity*		kW	75	101
	COP		kW/kW	1.7	1.7
Heating 3	Heating Capacity*		kW	68	91
	COP		kW/kW	2.3	2.3
SCOP Low Temperature			kW/kW	4.2	4.2
SCOP Medium Temperature			kW/kW	3.3	3.2
Cooling 1	Cooling Capacity		kW	91	128
	EER		kW/kW	3.0	2.6
Cooling 2	Cooling Capacity		kW	121	165
	EER		kW/kW	3.7	3.3
SEER			kW/kW	5.3	4.8
Dimensions including manifold kit		LxWxH	mm	2740 x 1200 x 2382	2740 x 1200 x 2382

Cooling 1: Cooling Only Mode - Plate heat exchangers water in/out= 12/7°C; Ambient=35°C; Operating fluid: Water; Fouling factor = 0°C/W. | Cooling 2: Cooling Only Mode - Plate heat exchangers water in/out= 23/18°C; Ambient=35°C; Operating fluid: Water; Fouling factor = 0°C/W. | Heating 1: Heating Only Mode - Plate heat exchangers water in/out= 40/45°C; Ambient=7°C; Operating fluid: Water; Fouling factor = 0°C/W. | Heating 2: Heating Only Mode - Plate heat exchangers water in/out= 60/70°C; Ambient= -5°C; Operating fluid: Water; Fouling factor = 0°C/W. | Heating 3: Heating Only Mode - Plate heat exchangers water in/out= 40/45°C; Ambient= -10°C; Operating fluid: Water; Fouling factor = 0°C/W. | *Instantaneous Heating Capacity



Infinitely flexible choice in heat pumps

EWYT-B

Multi scroll heat pumps with R-32 refrigerant

- Top class efficiency, SEER up to 4.92 and SCOP up to 4.06
- Low environmental impact thanks to R-32 refrigerant
- Dedicated Scroll Compressors for hot water production up 60°C
- The Global Warming Potential (GWP) of R-32 refrigerant is 675, which is only one third compared to commonly used refrigerant R-410
- The low GWP R-32 refrigerant falls into category class A2L in ISO817 and it can be safely used in many applications including chilled water systems
- As a single component refrigerant, R-32 is also easier to recycle and reuse another environmental plus in its favourWide capacity range: 80 – 650 kW
- Optimized Copper -Aluminium Coils improving performances and de-frosting operation
- Silver and Gold efficiency versions
- 3 sound configurations
- 2 different layouts: Parallel Coil and Double V Coil
- One or Two independent refrigerant circuits
- Full compatibility with Daikin on Site
- Extensive option lists
- Fan speed modulation option (VFD)

Connectivity

Daikin on Site

Fully compatible with Daikin on Site cloud based platform that allows a number of advanced functionalities including:

- Remote monitoring
- System optimization
- Preventive maintenance
- Remote access with one click via LAN or 4G LTE router

Connection to Intelligent Chiller Manager

Daikin can offer the Intelligent Chiller Manager option, allowing energy optimisation of the system and, when necessary, full customization of the control solutions to the specific installation's needs even in case of more complex installation.

- High number of units
- Cooling and Heating mode
- Peripheral controls

 Intelligent Chiller Manager

Layouts & Range overview

Parallel coils



Silver Efficiency	75-193 kW 82-213 kW	1 circuit
Gold Efficiency	80-206 kW 86-218 kW	
Silver Efficiency	189-230 kW 209-256 kW	2 circuits
Gold Efficiency	206-250 kW 215-261 kW	

Double-V coils



Silver Efficiency	270-570 kW 300-627 kW	2 circuits
Gold Efficiency	294-630 kW 306-650 kW	

Extensive option lists
Including new options:

Partial heat recovery

Introduction of condensation control allowing to maintain heat recovery capacity at lower ambient temperatures with unit operating at full capacity

Buffer tank

Unit mounted buffer tank available all across the range for plug and play solution.

VFD pumps and variable flow control

- Variable pump speed control via external 0-10 volt signal
- "Thermostat on" and "thermostat off" pump speed management
- Variable primary flow control

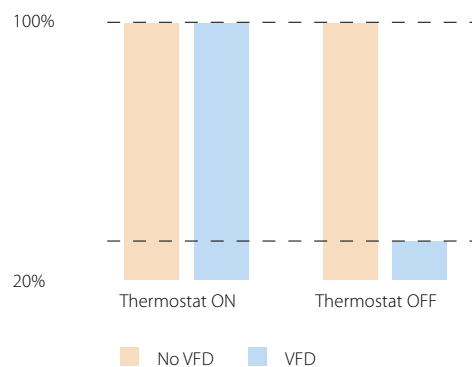
Master/Slave supplied as standard

Master/Slave functionality allowing to manage up to 4 units on the same system without the need of external control devices.

Fan Silent Mode

The parallel coil units and units with VFD option are standardly equipped with Fan Silent Mode, which reduces fan velocity and therefore unit sound emission on scheduled time bands, enhancing comfort during night operation.

Pumping energy



Air cooled multi-scroll heat pump, standard efficiency, standard/low sound

- First R-32 air cooled heat pump with Scroll compressors in the market
- Choosing an R-32 product reduces environmental impact by 68% compared to R-410A and directly lowers energy consumption thanks to its superior energy efficiency.
- One or two truly independent refrigerant circuits for outstanding reliability
- MicroTech 4 controller: sophisticated adaptive software logic for stable operating conditions
- Low operating cost and extended operating life thanks to the careful design aimed to optimise the energy efficiency of the chillers and to improve installation profitability, effectiveness and economical management
- Fan speed modulation to ensure precise airflow control and optimised condensing temperature
- Possible to set up detailed time bands to reduce fan rotation speed and therefore sound emission
- Thanks to the Dynamic Condensing Pressure Management, the chiller controller adjusts the condensing pressure set-point to minimise the overall chiller power input

Heating & Cooling			EWYT-B-SS/SL																							
			085	105	135	175	205	215	235	255	300	340	390	430	490	540	590	630								
SEER			3.9	3.98	3.9	4.01	3.96	3.9	3.96	3.9	3.99	4.1	3.99	4	4.23	4.17	4.25									
Space heating	Average climate water outlet 35°C	General SCOP	3.34	3.41	3.36	3.40	3.37	3.40	3.34	3.29	3.27	3.28	3.35	3.33	3.37	3.35	3.38	3.37								
		Seasonal space heating eff. class	A+																							
Cooling capacity	Nom.	kW	75	98	120	153	189	193	212	230	270	317	350	375	434	482	531	570								
Heating capacity	Nom.	kW	82.24	106.24	132.23	169.8	209.28	213.33	236.16	256.09	300.01	342.79	389.93	432.79	486.98	541.54	591.29	627.45								
Power input	Cooling	Nom.	kW	28	36.6	44.6	57.8	71.3	72.3	78.9	86.5	102	117	132	147	171	192	206	219							
	Heating	Nom.	kW	28.16	36.5	45.26	58.94	72.36	73.82	82.07	86.96	104.12	116.23	135.61	150.48	166.78	185.15	201.91	214.4							
Capacity control	Method		Step																							
	Minimum capacity	%	50	38	50	38	19	50	17	25	22	19	17	25	22	19	18	17								
EER			2.69	2.68	2.7	2.65	2.66	2.67	2.69	2.66	2.65	2.69	2.63	2.55	2.54	2.51	2.57	2.6								
COP			2.914	2.903	2.914	2.875	2.886	2.884	2.871	2.938	2.882	2.949	2.875	2.876	2.92	2.925	2.928	2.927								
IPLV			4.43	4.4	4.32	4.28	4.33	4.36	4.31	4.35	4.2	4.31	4.2	4.31	4.46	4.52	4.44	4.53								
Dimensions	Unit	Height	mm	1,800																						
		Width	mm	1,211																						
		Length	mm	2,227	2,776	3,426			4,424	4,028	5,025			3,418		4,316			5,211							
Weight (SS)	Unit	kg	764	945	947	1,206	1,572	1,478	1,533	1,569	2,516	2,864	3,278	3,324	3,483	3,685	4,089	4,264								
	Operation weight	kg	772	953	954	1,214	1,583	1,495	1,544	1,583	2,527	2,883	3,297	3,343	3,510	3,712	4,124	4,305								
Weight (SL)	Unit	kg	764	945	947	1,206	1,572	1,478	1,533	1,569	2,627	2,978	3,390	3,427	3,614	3,815	4,218	4,395								
	Operation weight	kg	772	953	954	1,214	1,583	1,495	1,544	1,583	2,640	2,997	3,409	3,446	3,641	3,842	4,253	4,436								
Water heat exchanger	Type		Plate heat exchanger																							
	Water volume	l	7				11				14				20				27				35		41	
	Water flow rate	Cooling Nom.	l/s	3.6	4.7	5.8	7.3	9	9.2	10.1	11	12.9	15.1	16.7	17.9	20.7	23	25.3	27.2							
	Water	Cooling Nom.	kPa	14.9	24.1	35.1	54	45	46.4	55.1	45.1	60.2	49.2	58.8	66.7	58.7	71.2	58.3	66.1							
Air heat exchanger	Type		High efficiency fin and tube type																							
Compressor	Type		Scroll compressor																							
	Quantity		2				4		2		4				5		6									
Fan	Type		Direct propeller																							
	Quantity		4		6		8		10		12		5		6		8		10							
	Air flow rate	Nom.	l/s	6,888	10,809	14,412	13,777	17,220	17,221	20,664		28,003	33,604	46,854		45,830	44,806	57,288	56,008							
	Speed	rpm	1,360														900									
Sound power level (SS)	Cooling	Nom.	dBa	84	87	89	91	90	92	91	92	94	95	96	96.3	96.6	96.8	97.5	97.8							
Sound power level (SL)	Cooling	Nom.	dBa	83	85	87	88		89		91	92	93	92.9		93	93.9									
Sound pressure level (SS)	Cooling	Nom.	dBa	66	69	71	73	71	74	72	73	74	75	76	76.3	76.6	76.8	77.1	77.4							
Sound pressure level (SL)	Cooling	Nom.	dBa	65	67	69	70	69	70			71	72	73	72.9		73	73.5								
Refrigerant	Type		R-32																							
	Charge	kg	12.7	15.8	18.5	26	34	34.8	37.2	43	41.7	48	47.1	48.6	60.3	70	78.5	87								
	Circuits	Quantity	1				2		1		2				2											
Piping connections	Evaporator water inlet/outlet (OD)	mm	88.9														114.3									
Unit	Starting current	Max	A	211	327	343	464	408	495	425	439	564	598	636	666	712	757	795	825							
	Running current	Cooling Nom.	A	54	66	76	99	125	123	133	146	174	198	227	253	291	328	353	372							
	Running current	Max	A	68	85	101	131	166	163	183	197	232	266	304	334	379	425	463	493							
Power supply	Phase/Frequency/Voltage	Hz/V	3~/50/400																							




EWYT-B-SS

EWYT-B-SL

Heating & Cooling				EWYT-B-SS/SL	300-VVDFAN	340-VVDFAN	390-VVDFAN	430-VVDFAN	490-VVDFAN	540-VVDFAN	590-VVDFAN	630-VVDFAN	
SEER					4.16	4.28	4.16	4.12	4.37	4.35	4.29	4.38	
Space heating	Average climate water outlet 35°C	General SCOP			3.38	3.39	3.46	3.44	3.47	3.46	3.50	3.47	
		Seasonal space heating eff. class		-									
Cooling capacity	Nom.			kW	270	317	350	375	434	482	531	570	
Heating capacity	Nom.			kW	300.01	342.79	389.93	432.79	486.98	541.54	591.29	627.45	
Power input	Cooling	Nom.		kW	102	117	133	147	171	192	207	219	
	Heating	Nom.		kW	104.41	116.59	136.09	150.96	167.26	185.62	202.51	215	
Capacity control	Method			Step									
	Minimum capacity			%	22	19	17	25	22	19	18	17	
EER	Nom.				2.64	2.69	2.62	2.54	2.53	2.5	2.56	2.59	
COP	Nom.				2.873	2.94	2.865	2.867	2.911	2.917	2.92	2.918	
IPLV	Nom.				4.35	4.67	4.45	4.54	4.68	4.71	4.73	4.8	
Dimensions	Unit	Height	mm	2,516									
		Width	mm	2,224									
		Length	mm	3,225			4,125			5,025			
Weight (SS)	Unit			kg	2,100	2,250	3,180	3,190	3,180	3,370	4,267		
	Operation weight			kg	2,114	2,270	3,200	3,209.71	3,207.27	3,397.27	4,302.37	4,308.08	
Weight (SL)	Unit			kg	2,260	2,410	3,340	3,190	3,180	3,370	4,267		
	Operation weight			kg	2,274	2,430	3,360	3,209.71	3,207.27	3,397.27	4,302.37	4,308.08	
Water heat exchanger	Type			Plate heat exchanger									
	Water volume			l	14		20		27		35	41	
	Water flow rate Cooling Nom.			l/s	12.9	15.1	16.7	17.9	20.7	23	25.3	27.2	
	Water pressure drop Cooling Nom.			kPa	60.2	49.2	58.8	66.7	58.7	71.2	58.3	66.1	
Air heat exchanger	Type			High efficiency fin and tube type									
Compressor	Type			Scroll compressor									
	Quantity			4			5			6			
Fan	Type			Direct propeller									
	Quantity			5		6		8			10		
	Air flow rate	Nom.	l/s	28,003	33,604	46,854			45,830	44,806	57,288	56,008	
	Speed			rpm									
Sound power level (SS)	Cooling	Nom.		dBa	94	94.9	95.9	96.3	96.6	96.8	97.5	97.8	
Sound power level (SL)	Cooling	Nom.		dBa	90.8	91.6	92.8	92.9		93	93.9		
Sound pressure level (SS)	Cooling	Nom.		dBa	74.5	75.4	75.9	76.3	76.6	76.8	77.1	77.4	
Sound pressure level (SL)	Cooling	Nom.		dBa	71.3	72.1	72.8	72.9		73	73.5		
Refrigerant	Type			R-32									
	Charge			kg	41.7	48	47.1	48.6	60.3	70	78.5	87	
	Circuits Quantity			2									
Piping connections	Evaporator water inlet/outlet (OD)			mm	88.9						114.3		
Unit	Starting current	Max		A	564	598	636	666	712	757	795	825	
		Running current	Cooling	Nom.	A	175	198	228	253	292	329	354	373
	Max		A	232	266	304	334	379	425	463	493		
Power supply	Phase/Frequency/Voltage			Hz/V	3~/50/400								

Air cooled multi-scroll heat pump, standard efficiency, reduced sound

- First R-32 air cooled heat pump with Scroll compressors in the market
- Choosing an R-32 product reduces environmental impact by 68% compared to R-410A and directly lowers energy consumption thanks to its superior energy efficiency.
- One or two truly independent refrigerant circuits for outstanding reliability
- MicroTech 4 controller: sophisticated adaptive software logic for stable operating conditions
- Low operating cost and extended operating life thanks to the careful design aimed to optimise the energy efficiency of the chillers and to improve installation profitability, effectiveness and economical management
- Fan speed modulation to ensure precise airflow control and optimised condensing temperature
- Possible to set up detailed time bands to reduce fan rotation speed and therefore sound emission
- Thanks to the Dynamic Condensing Pressure Management, the chiller controller adjusts the condensing pressure set-point to minimise the overall chiller power input

Heating & Cooling				EWYT-B-SR									
				085	105	135	175	205	215	235	255		
SEER				3.82	3.93	3.87	3.96	3.92	3.82	3.83	3.84		
Space heating				3.35	3.40	3.37	3.42	3.44	3.43	3.32	3.33		
	Average climate water outlet 35°C	General SCOP		A+				-					
		Seasonal space heating eff. class											
Cooling capacity	Nom.			kW	74	96	119	150	186	189	209	226	
Heating capacity	Nom.			kW	81.00	105.24	131.02	167.00	207.00	210.00	233.00	251.00	
Power input	Cooling	Nom.		kW	28.7	37.4	45.5	59.5	73.2	74.3	80.7	88.8	
	Heating	Nom.		kW	26.4	36.24	44.84	54.67	67.74	68.31	77.26	80.08	
Capacity control	Method			Step									
	Minimum capacity			%	50	38	50	38	19	50	17	25	
EER				2.56	2.58	2.61	2.53	2.54	2.55	2.59	2.55		
COP				2.891	2.904	2.922	2.859	2.883	2.866	2.863	2.912		
IPLV				4.36	4.24	4.3	4.38	4.29		4.28	4.26		
Dimensions	Unit	Height	mm	1,801									
		Width	mm	1,211									
		Length	mm	2,227	2,776	3,426		4,424	4,028	5,025			
Weight	Unit		kg	764	945	947	1,206	1,572	1,478	1,533	1,569		
	Operation weight		kg	772	953	954	1,214	1,583	1,495	1,544	1,583		
Water heat exchanger	Type			Plate heat exchanger									
	Water volume			l	7				11		14		
	Water flow rate	Cooling	Nom.	l/s	3.5	4.6	5.7	7.2	8.9	9	10	10.8	
	Water pressure drop	Cooling	Nom.	kPa	14.4	23.4	34.2	52.2	43.5	44.8	53.5	43.6	
Air heat exchanger	Type			High efficiency fin and tube type									
Compressor	Type			Scroll compressor									
	Quantity			2		4		2		4			
Fan	Type			Direct propeller									
	Quantity			4	6	8		10		12			
	Air flow rate	Nom.		l/s	6,026	9,483	12,644	12,052	15,064	15,065	18,078		
	Speed				rpm								
Sound power level	Cooling	Nom.	dBA	78	82	84	85	84	87	86			
Sound pressure level	Cooling	Nom.	dBA	60	64	65	67	66	68	67			
Refrigerant	Type			R-32									
	Charge			kg	13.3	14.7	19.3	24.5	29	34	36.2	43	
	Circuits	Quantity			1		2		1		2		
Piping connections	Evaporator water inlet/outlet (OD)			mm									
Unit	Starting current	Max		A	211	327	343	464	408	495	425	439	
		Running current	Cooling	Nom.	A	55	67	77	101	128	126	136	149
			Max	A	68	85	101	131	166	163	183	197	
Power supply	Phase/Frequency/Voltage			Hz/V									
				3~/50/400									



EWYT-B-SR

Heating & Cooling				EWYT-B-SR	300	340	390	430	490	540	590	630	
SEER					4.18	4.37	4.21	4.19	4.49		4.46	4.52	
Space heating	Average climate water outlet 35°C	General	SCOP	Seasonal space heating eff. class	3.42	3.49		3.57	3.65	3.60	3.67	3.66	
Cooling capacity	Nom.			kW	265	311	344	368	424	470	519	557	
Heating capacity	Nom.			kW	295.81	335.24	384.62	426.79	477.49	528.73	581.03	615.34	
Power input	Cooling	Nom.			kW	102	117	131	147	172	195	207	221
	Heating	Nom.			kW	101.89	113.31	131.71	144.34	160.28	178.33	194.13	206.57
Capacity control	Method			Step									
	Minimum capacity			%	22	19	17	25	22	19	18	17	
EER					2.59	2.64	2.61	2.5	2.46	2.41	2.5	2.51	
COP					2.903	2.959	2.92	2.957	2.979	2.965	2.993	2.979	
IPLV					4.29	4.69	4.58	4.61	4.78	4.89	4.82	4.91	
Dimensions	Unit	Height		mm	2,516								
		Width		mm	2,224								
		Length		mm	3,418				4,316			5,211	
Weight	Unit			kg	2,627	2,978	3,390	3,427	3,614	3,815	4,218	4,395	
	Operation weight			kg	2,640	2,997	3,409	3,446	3,641	3,542	4,253	4,436	
Water heat exchanger	Type			Plate heat exchanger									
	Water volume			l	20				27			35	41
	Water flow rate	Cooling	Nom.	l/s	12.7	14.8	16.4	17.5	20.2	22.4	24.8	26.6	
Air heat exchanger	Type			High efficiency fin and tube type									
	Compressor			Scroll compressor									
Fan	Quantity			4			5			6			
	Type			Direct propeller									
Sound power level	Quantity			5	6	8			10				
	Air flow rate	Nom.		l/s	23,608	28,330	39,446			38,610	37,774	48,262	47,216
Sound pressure level	Speed			rpm	780								
	Cooling	Nom.		dB(A)	87	88	89	89.3	89.4	89.5	90.4	90.5	
Refrigerant	Type			R-32									
	Charge			kg	40.3	47.2	50.4	79	89	68.8	77.6	82	
Piping connections	Circuits			2									
	Evaporator water inlet/outlet (OD)			mm	88.9						114.3		
Unit	Starting current			A	564	598	636	666	712	757	795	825	
	Running current	Cooling	Nom.	A	173	196	224	251	292	330	353	373	
		Max		A	232	266	304	334	379	425	463	493	
Power supply	Phase/Frequency/Voltage			Hz/V	3~/50/400								

Air cooled multi-scroll heat pump, high efficiency, standard/low sound

- First R-32 air cooled heat pump with Scroll compressors in the market
- Choosing an R-32 product reduces environmental impact by 68% compared to R-410A and directly lowers energy consumption thanks to its superior energy efficiency.
- One or two truly independent refrigerant circuits for outstanding reliability
- MicroTech 4 controller: sophisticated adaptive software logic for stable operating conditions
- Low operating cost and extended operating life thanks to the careful design aimed to optimise the energy efficiency of the chillers and to improve installation profitability, effectiveness and economical management
- Fan speed modulation to ensure precise airflow control and optimised condensing temperature
- Possible to set up detailed time bands to reduce fan rotation speed and therefore sound emission
- Thanks to the Dynamic Condensing Pressure Management, the chiller controller adjusts the condensing pressure set-point to minimise the overall chiller power input

Heating & Cooling				EWYT-B-XS/XL																	
				085	115	135	175	215	215	235	265	310	350	400	440	500	560	600	630	650	
SEER				4.24	4.38	4.24	4.45	4.41	4.21	4.4	4.13	4.57	4.67	4.54	4.57	4.72	4.71	4.7	4.69	4.4	
Space heating		Average climate water outlet 35°C	General	SCOP	Seasonal space heating eff. class																
				3.70	3.72	3.70	3.67	3.70	3.66	3.86	3.77	3.90		3.82	3.85	3.83	3.81	3.79	3.76	3.53	
				A+																	
Cooling capacity				Nom.	kW																
Heating capacity				Nom.	kW																
Power input				Cooling	kW																
				Heating	Nom.																
Capacity control				Method	Step																
				Minimum capacity	%																
EER				3.03 2.95 2.99 2.93 3.03 2.86 3.06 3 3.06 3.05 3.02 3.01 2.95 2.93 2.9 2.92 2.95																	
COP				3.295 3.345 3.405 3.411 3.434 3.363 3.444 3.425 3.448 3.441 3.405 3.473 3.395 3.369 3.327 3.308 3.198																	
IPLV				4.75 4.69 4.87 4.72 4.87 4.64 4.94 4.96 5 5.1 5.08 5.05 4.66																	
Dimensions				Unit	Height																
					mm																
					Width																
					mm																
					Length																
					2,776	3,426	4,024	5,625	4,628	6,223			4,316		5,211		6,112		7,010		
Weight (XS)				Unit	kg																
				Operation weight	kg																
Weight (XL)				Unit	kg																
				Operation weight	kg																
Water heat exchanger				Type	Plate heat exchanger																
				Water volume	l																
				Water flow rate	Cooling																
					Nom.																
					l/s																
				Water pressure drop	Cooling																
					Nom.																
					kPa																
Air heat exchanger				Type	High efficiency fin and tube type																
Compressor				Type	Scroll compressor																
				Quantity	2 4 2 4 5 6																
Fan				Type	Direct propeller																
				Quantity	6 8 10 14 12 16 7 8 10 12 14																
				Air flow rate	Nom.																
					l/s																
				Speed	rpm																
					1,200 700 900																
Sound power level (XS)				Cooling	Nom.																
					dBA																
Sound pressure level (XS)				Cooling	Nom.																
					dBA																
Sound pressure level (XL)				Cooling	Nom.																
					dBA																
Refrigerant				Type	R-32																
				Charge	kg																
				Circuits	Quantity																
					1 2 1 2																
Piping connections				Evaporator water inlet/outlet (OD)	mm																
					88.9 114.3 88.9																
Unit				Starting current	Max																
					A																
				Running current	Cooling																
					Nom.																
					A																
					Max																
					A																
Power supply				Phase/Frequency/Voltage	Hz/V																
					3~/50/400																



EWYT-B-XS

EWYT-B-XL

Heating & Cooling				EWYT-B-XS/XL	310	350	400	440	500	560	600	630	650		
SEER					4.66	4.81	4.68	4.63	4.86	4.83	4.83	4.82	4.58		
Space heating	Average climate water outlet 35°C	General	SCOP		3.96	3.97	3.93	3.91	3.96	3.93	3.87		3.68		
			Seasonal space heating eff. class	-											
Cooling capacity	Nom.			kW	288	328	370	406	467	519	560	597	610		
Heating capacity				kW	305.53	349.96	400.64	443.87	500.13	555.95	598.67	633.91	649.7		
Power input	Cooling	Nom.			kW	94.1	107	123	135	158	177	193	205		
	Heating				kW	88.81	101.93	117.94	128.08	147.63	165.38	180.33	192.05	203.95	
Capacity control	Method			Step											
	Minimum capacity			%	22	19	17	25	22	19	18	17			
EER					3.06	3.05	3.01		2.95	2.92	2.9	2.91	2.94		
COP					3.44	3.433	3.397		3.466	3.388	3.362	3.32	3.301		
IPLV					4.97	5.16	5.13		5.16	5.3	5.29	5.22	5.16		
Dimensions	Unit	Height			mm	2,516									
		Width			mm	2,224									
		Length			mm	4,125		5,025		5,925		6,825			
Weight (XS)	Unit			kg	2,830	3,080	3,650	3,750	4,206	4,296	4,760	4,860			
	Operation weight			kg	2,865	3,115	3,685.37	3,811.88	4,267.88	4,366.2	4,830.2	4,930.2			
Weight (XL)	Unit			kg	3,140	3,240	3,650	3,750	4,206	4,296	4,760	4,860			
	Operation weight			kg	3,175	3,275	3,685.37	3,811.88	4,267.88	4,366.2	4,830.2	4,930.2			
Water heat exchanger	Type			Plate heat exchanger											
	Water volume			l	35			62			70				
	Water flow rate	Cooling	Nom.	l/s	13.7	15.7	17.7	19.4	22.3	24.7	26.7	28.5	29.1		
				Water pressure drop	Cooling	Nom.	kPa	22	27.9	34.7	23.6	30.4	33.6	38.6	43.2
Air heat exchanger	Type			High efficiency fin and tube type											
Compressor	Type			Scroll compressor											
	Quantity			4			5			6					
Fan	Type			Direct propeller											
	Quantity			7			8			10			14		
	Air flow rate	Nom.			l/s	29,593	33,820	43,351	42,276	52,021	50,730	60,692	59,186	78,410	
Speed			rpm	700											
Sound power level (XS)	Cooling	Nom.		dB(A)	92.4	93.4	94.2	94.8	95.3	95.6	96.1	96.5	98.4		
Sound power level (XL)	Cooling	Nom.		dB(A)	86.4	87.1	88	88.2	88.9	89	89.6	89.7	95.3		
Sound pressure level (XS)	Cooling	Nom.		dB(A)	72.4	73.4	73.8	74.4	74.5	74.8	75	75.4	77.3		
Sound pressure level (XL)	Cooling	Nom.		dB(A)	66.4	67.1	67.6	67.8	68.1	68.2	68.5	68.6	74.2		
Refrigerant	Type														
	Charge			kg	52.4	60.4	70.5	84	87.5	92	114	100	113		
Circuits			Quantity	2											
Piping connections	Evaporator water inlet/outlet (OD) mm			88.9				114.3							
Unit	Starting current	Max		A	572	606	644	674	728	773	811	841			
		Running current	Cooling	Nom.	A	170	193	216	237	277	313	339	359	362	
	Max		A		240	274	312	342	395	441	479	509			
Power supply	Phase/Frequency/Voltage			Hz/V											

Air cooled multi-scroll heat pump, high efficiency, reduced sound

- First R-32 air cooled heat pump with Scroll compressors in the market
- Choosing an R-32 product reduces environmental impact by 68% compared to R-410A and directly lowers energy consumption thanks to its superior energy efficiency.
- One or two truly independent refrigerant circuits for outstanding reliability
- MicroTech 4 controller: sophisticated adaptive software logic for stable operating conditions
- Low operating cost and extended operating life thanks to the careful design aimed to optimise the energy efficiency of the chillers and to improve installation profitability, effectiveness and economical management
- Fan speed modulation to ensure precise airflow control and optimised condensing temperature
- Possible to set up detailed time bands to reduce fan rotation speed and therefore sound emission
- Thanks to the Dynamic Condensing Pressure Management, the chiller controller adjusts the condensing pressure set-point to minimise the overall chiller power input

Heating & Cooling				EWYT-B-XR										
				085	115	135	175	215	215	235	265			
SEER				4.21	4.37	4.21	4.41	4.16	4.42	4.43	4.13			
Space heating	Average climate water outlet 35°C	General	SCOP	3.66	3.71	3.65	3.83	3.74	3.70	3.82	3.81			
			Seasonal space heating eff. class	A+			-							
Cooling capacity	Nom.			kW	79	103	124	164	203	204	227	247		
Heating capacity	Nom.			kW	84.9	110.32	132.02	174.14	216.57	213.48	237.57	256.58		
Power input	Cooling	Nom.			kW	26.6	35.4	42.6	57.4	72.9	68.8	75.7	84.4	
	Heating	Nom.			kW	25.87	32.94	38.82	51.3	64.51	62.13	68.99	75.49	
Capacity control	Method			Step										
	Minimum capacity			%	50	38	50	38	50	19	17	25		
EER				2.98	2.9	2.92	2.86	2.79	2.97	3	2.93			
COP				3.282	3.349	3.401	3.394	3.357	3.436	3.443	3.399			
IPLV				4.73		4.67	4.65	4.67	4.86	4.82	4.62			
Dimensions	Unit	Height	mm		1,801									
		Width	mm		1,211									
		Length	mm		2,776	3,426		4,024	4,628	5,625	6,223			
Weight	Unit			kg	927	930	996	1,367	1,522	2,099	1,766	1,797		
		Operation weight		kg	938	941	1,007	1,393	1,564	2,135	1,796	1,827		
Water heat exchanger	Type			Plate heat exchanger										
	Water volume			l	11			16		35				
	Water flow rate	Cooling	Nom.	l/s	3.8	4.9	5.9	7.8	9.7		10.8	11.8		
		Cooling	Nom.	kPa	9.33	14.9	21.1	19.6	28.9	11.8	14.3	16.8		
Air heat exchanger	Type			High efficiency fin and tube type										
Compressor	Type			Scroll compressor										
	Quantity			2				4						
Fan	Type			Direct propeller										
	Quantity			6	8		10	12	14	16				
	Air flow rate	Nom.		l/s	8,298	11,630	11,064	13,830	16,596	19,362	22,128			
					Speed			rpm						
Sound power level			Cooling	Nom.	dBA	77	81	83	85	87	84	85	86	
Sound pressure level			Cooling	Nom.	dBA	59	63	65	67	68	65		66	
Refrigerant	Type			R-32										
	Charge			kg	17.4	18.4	21.5	30	40	44.6	50	53.4		
	Circuits	Quantity			1				2					
Piping connections			Evaporator water inlet/outlet (OD)	mm										
Unit	Starting current	Max			A	213	329	343	465	497	412	429	443	
			Running current	Cooling	Nom.	A	53	65	75	100	124	123	133	145
				Max	A	70	87	101	133	165	170	186	201	
Power supply				Phase/Frequency/Voltage	Hz/V									
				3~/50/400										



MicroTech 4



EWYT-B-XR

Heating & Cooling				EWYT-B-XR	310	350	400	440	500	560	600	630	650
SEER					4.74	4.8	4.82	4.63	4.92	4.89	4.83	4.79	4.72
Space heating	Average climate water outlet 35°C	General	SCOP	Seasonal space heating eff. class	4.06	4.01	3.95	4.03	3.99	4.04	4.00	3.98	3.88
					-								
Cooling capacity	Nom.			kW	282	321	364	398	458	507	548	583	600
Heating capacity	Nom.			kW	301.04	344.8	395.81	438.23	494.13	549.6	588.57	620.71	637.4
Power input	Cooling	Nom.		kW	95.2	111	124	136	160	180	196	208	203
	Heating	Nom.		kW	86.19	98.95	114.46	124.61	143.5	161.2	175.33	186.93	193.22
Capacity control	Method				Step								
	Minimum capacity			%	22	19	17	25	22	19	18	17	
EER					2.96	2.95	2.93	2.91	2.85	2.81	2.8		2.94
COP					3.493	3.485	3.458	3.517	3.443	3.409	3.357	3.321	3.299
IPLV					4.92	5.12	5.26	5.12	5.34	5.32	5.22	5.23	5.19
Dimensions	Unit	Height	mm	2,514				2,527					
		Width	mm					2,224					
		Length	mm	4,316		5,211		6,112		7,010			
Weight	Unit			kg	3,181	3,367	3,716	4,035	4,337	4,586	4,922	5,089	
		Operation weight		kg	3,216	3,402	3,751	4,097	4,399	4,656	4,992	5,159	
Water heat exchanger	Type			Plate heat exchanger									
	Water volume			l	35			62			70		
	Water flow rate	Cooling	Nom.	l/s	13.4	15.3	17.3	19	21.8	24.2	26.2	27.8	28.6
		Cooling	Nom.	kPa	21.2	26.8	33.5	22.7	29.2	32.2	37.1	41.4	43.7
Air heat exchanger	Type			High efficiency fin and tube type									
Compressor	Type			Scroll compressor									
	Quantity			4			5			6			
Fan	Type			Direct propeller									
	Quantity			7	8	10		12		14			
	Air flow rate	Nom.		l/s	25,074	28,656	36,808	35,820	44,169	42,984	51,531	50,148	66,104
					Speed	rpm	600						
Sound power level	Cooling	Nom.	dBA	84		85.2	85.5	86.2	86.3	86.9	87.1	91.6	
Sound pressure level	Cooling	Nom.	dBA	64		64.8	65.1	65.4	65.5	65.8	66	70.5	
Refrigerant	Type			R-32									
	Charge			kg	54.4	62	71.5	78	114.5	93	103.4	106	109
	Circuits	Quantity			2								
Evaporator water inlet/outlet (OD)			mm	88.9				114.3					
Piping connections	Unit	Starting current	Max	A	572.0	606.0	644.0	674.0	728.0	773.0	811.0	841.0	
			Running current	Cooling	Nom.	A	169.0	192.0	214.0	237.0	276.0	315.0	339.0
	Max	A		240.0	274.0	312.0	342.0	395.0	441.0	479.0	509.0		
Power supply	Phase/Frequency/Voltage			Hz/V	3~/50/400								

Air cooled scroll inverter heat pump, split version

- Inverter Heat Pump in Split version
- Daikin scroll compressor
- High part load efficiency for low running cost
- Wide operation range and hot water production up to 60°C
- Integrated hydronic module as standard



EWYT-CZI



EWYT-CZI

Indoor Unit		EWYT		021CZI-A1	032CZI-A1	040CZI-A1	064CZI-A2
Casing	Colour	Ivory white					
	Material	Galvanized and painted steel sheet					
Dimensions	Unit	HeightxWidthxDepth	mm	700x1,120x830			
Weight	Unit		kg	133	144		172
Operation range	Heating	Ambient	Min.~Max.	°C			
		Water side	Min.~Max.	°C			
	Cooling	Ambient	Min.~Max.	°CDB			
		Water side	Min.~Max.	°C			
Sound power level	Nom.		dBA	63.0	64.5		66.0

Air cooled scroll inverter heat pump, split version

- Inverter Heat Pump in Split version
- Daikin scroll compressor
- High part load efficiency for low running cost
- Wide operation range and hot water production up to 60°C
- Integrated hydronic module as standard




EWYT-CZO



EWYT-CZO

Outdoor Unit		EWYT		021CZO-A1	032CZO-A1	040CZO-A1	064CZO-A2
Dimensions	Unit	HeightxWidthxDepth	mm	1,878x1,152x802	1,878x1,752x802		1,878x2,906x814
Weight	Unit		kg	265	357		620
Compressor	Quantity	1					
	Type	Scroll compressor					
Refrigerant	Type	R-32					
	GWP	675.0					
	Charge	kg	7.3	9.5	9.8	16.6	
Sound power level	Cooling	Nom.	dBA	76.0	79.0	80.0	83.0
			dBA	59.6	62.2	63.2	65.4
Power supply	Phase/Frequency/Voltage		Hz/V	3N~/50/400			

Air cooled screw inverter heat pump, standard efficiency, standard sound





- Ideal solution for commercial comfort cooling and/or heating applications
- Optimum ESEER values
- 2-3 truly independent refrigerant circuits
- Low starting current
- DX shell and tube evaporator – one pass refrigerant side to minimise pressure drops
- Standard electronic expansion valve
- Optimised defrost cycles
- Partial and total heat recovery option available
- Power factor up to 0.95
- PID microprocessor control



EWYD-BZSS

Heating & Cooling				EWYD-BZSS	250	270	290	320	340	370	380	410	440	460	510	530	570		
SEER					3.21			3.20			3.21			3.20			4.57	4.55	
Space heating	Average climate water outlet 35°C	General	SCOP		3.21			3.20			3.21			3.20			-		
Cooling capacity	Nom.		kW	253	272	291	323	337	363	380	411	433	455	515	533	569			
Heating capacity	Nom.		kW	271	298	325	334	350	380	412	445	465	477	532.86	560.55	618.33			
Power input	Cooling	Nom.	kW	91.3	101	110	117	125	135	144	154	165	163	183	189	217			
	Heating	Nom.	kW	91.4	100	108	118	126	133	143	157	167	165	177.37	184.84	208.14			
Capacity control	Method			Stepless															
	Minimum capacity			%															
EER				2.77	2.70	2.65	2.75	2.69	2.68	2.63	2.66	2.62	2.79	2.81	2.62				
ESEER				3.93	3.92	3.89	3.95	3.89	3.90	3.82	3.91	3.89	4.18	-	-	-	-		
COP				2.96	2.97	3.00	2.82	2.78	2.85	2.88	2.83	2.79	2.88	3.004	3.033	2.971			
IPLV				4.58	4.62	4.75	4.64	4.71	4.67	4.73	4.69	4.85	4.89	4.85	4.77				
Dimensions	Unit	Height	mm	2,335															
		Width	mm	2,254															
		Length	mm	3,547			4,428			5,329			6,659			6,659			
Weight	Unit		kg	3,410	3,455	3,500	3,870	3,940	4,010	4,390	5,015	5,495	5,724	5,964	5,953				
		Operation weight	kg	3,550	3,595	3,640	4,010	4,068	4,138	4,518	5,255								
Water heat exchanger	Type			Single pass shell & tube															
	Water volume			138				133				128				240			
	Water flow rate	Cooling	Nom.	l/s	12.1	13.0	13.9	15.5	16.2	17.4	18.2	19.7	20.8	21.8	24.7	25.5	27.3		
		Heating	Nom.	l/s	13.1	14.4	15.7	16.1	16.9	18.3	19.8	21.4	22.4	23.0	-	-	-		
	Water pressure drop	Cooling	Nom.	kPa	40	46	44	50	55	60	65	74	80	47	68.4	46.5	52.4		
Heating		Nom.	kPa	30	35	52	37	40	45	51	59	64	42	-	-	-			
Air heat exchanger	Type			High efficiency fin and tube type with integral subcooler															
Compressor	Type			Single screw compressor															
	Quantity			2										3		3			
Fan	Type			Direct propeller															
	Quantity			6				8				10				12			
	Air flow rate	Cooling	Nom.	l/s	31,729	31,422	31,115	42,306	42,337	41,487	52,882	63,458	62,640	61,652	48,191				
		Speed		rpm	900														
Sound power level	Cooling	Nom.	dBA	101				102				104				103.6			
Sound pressure level	Cooling	Nom.	dBA	82															
Operation range	Air side	Cooling	Min.-Max.	°CDB															
		Heating	Min.-Max.	°CDB															
	Water side	Cooling	Min.-Max.	°CDB															
		Heating	Min.-Max.	°CDB															
Refrigerant	Type/GWP			R-134a/1,430															
	Charge			kg															
	Circuits			2										3		3			
Refrigerant charge	Per circuit			kg	43.0	44.0	43.0	46.0	46.5	47.0	50.0	47.0	-	-	-	-			
	Per circuit			TCO2Eq	61.5	62.9	61.5	65.8	66.5	67.2	71.5	67.2	-	-	-	-			
Piping connections	Evaporator water inlet/outlet (OD)			139.7mm															
Unit	Starting current			150				181				204				224			
	Running current	Cooling	Nom.	A	137	150	164	176	188	202	214	229	244	246	298	310	349		
		Max			A	211		212		254		288		316		336		329	
Power supply	Phase/Frequency/Voltage			Hz/V															
				3~/50/400										3~/50/400					

Air cooled screw inverter heat pump, standard efficiency, low sound



Screw compressor



EWYD-BZSL

- Optimum ESEER values
- 2-3 truly independent refrigerant circuits
- Low starting current
- DX shell and tube evaporator – one pass refrigerant side to minimise pressure drops
- Standard electronic expansion valve
- Optimised defrost cycles
- Partial and total heat recovery option available
- Power factor up to 0.95
- PID microprocessor control

Heating & Cooling				EWYD-BZSL												250	270	290	320	330	360	370	400	430	450	510	530	570
SEER																4.56			4.6		4.55							
Space heating	Average climate water outlet 35°C	General	SCOP	3.21			3.20			3.21			3.20															
Cooling capacity	Nom.		kW	247	265	290	315	330	353	370	401	423	446	503	519	569												
Heating capacity	Nom.		kW	271	298	325	334	350	380	412	445	465	477	532.86	560.55	618.33												
Power input	Cooling	Nom.	kW	89.5	99.5	110	115	123	134	144	151	163	158	178	185	217												
	Heating	Nom.	kW	91.4	100	108	118	126	133	143	157	167	165	177.37	184.84	208.14												
Capacity control	Method	Stepless																										
	Minimum capacity		%	13.0									9.0			9												
EER				2.76	2.66	2.62	2.75	2.68	2.64	2.57	2.66	2.59	2.83	2.82	2.8	2.62												
ESEER				4.06	4.04	4.03	4.17	4.09	4.04	4.01	4.06	4.02	4.18															
COP				2.96	2.97	3.00	2.82	2.78	2.85	2.88	2.83	2.79	2.88	3.004	3.033	2.971												
IPLV				4.90	4.96	4.91	5.17	5.08	5.12	5.06	5.22	5.13	5.07	5.03	4.99	4.89												
Dimensions	Unit	Height	mm	2,335									2,280			2,280												
			Width	mm	2,254									2,254			2,254											
			Length	mm	3,547			4,428			5,329			6,659			6,659											
Weight	Unit	Operation weight	kg	3,750	3,795	3,840	4,210		4,280	4,350	4,730		5,525	6,005	6,245													
			kg	3,888	3,933	3,978	4,343		4,408	4,478	4,858		5,765	6,234	6,474		6,463											
Water heat exchanger	Type	Single pass shell & tube														Shell and tube												
	Water volume		l	138			133			128			240			229			218									
	Water flow rate	Cooling	Nom.	l/s	11.8	12.7	13.9	15.1	15.8	16.9	17.7	19.2	20.3	21.4	24.1	24.9	27.3											
		Heating	Nom.	l/s	13.1	14.4	15.7	16.1	16.9	18.3	19.8	21.4	22.4	23.0														
Water pressure drop	Cooling	Nom.	kPa	38	44	42	48	53	57	62	71	77	45	65.5	44.4	52.4												
	Heating	Nom.	kPa	30	35	52	37	40	45	51	59	64	42															
Air heat exchanger	Type	High efficiency fin and tube type with integral subcooler														High efficiency fin and tube type												
Compressor	Type	Single screw compressor																										
	Quantity	2												3			3											
Fan	Type	Direct propeller																										
	Quantity	6			8			10			12			12														
	Air flow rate	Nom.	l/s	-												48,415	47,732	48,191										
		Cooling	Nom.	l/s	24,432	24,264	24,095	32,576		32,628	32,127	40,720		48,863	-													
Speed		rpm	700														900											
Sound power level	Cooling	Nom.	dB(A)	94			95						97			97												
Sound pressure level	Cooling	Nom.	dB(A)	76														77			77.2							
Operation range	Air side	Cooling	Min.~Max.	°CDB	-10~45														---									
		Heating	Min.~Max.	°CDB	-10~20														---									
Operation range	Water side	Cooling	Min.~Max.	°CDB	-8~15														---									
		Heating	Min.~Max.	°CDB	35~55														---									
Refrigerant	Type/GWP	R-134a/1,430														R-134a/-												
	Charge		kg	-														141		147								
	Circuits	Quantity	2												3			3										
Refrigerant charge	Per circuit		kg	43.0	44.0	43.0	46.0	46.5		47.0	50.0		47.0	-														
	Per circuit		TCO2Eq	61.5	62.9	61.5	65.8	66.5		67.2	71.5		67.2	-														
Piping connections	Evaporator water inlet/outlet (OD)	139.7mm														219.1mm												
Unit	Starting current	Max	A	145	146		176	199			217	231	234	316	344													
			Running current	Cooling	Nom.	A	134	148	163	171	184	199	212	224	240	238	291	305	349									
				Max	A	202	203		243	277			302	322	313	416	458											
Power supply	Phase/Frequency/Voltage		Hz/V	3~/50/400														3~/50/400										



Air to water polyvalent unit

- Refrigerant R-513A
- Simultaneous cooling and heating operation from one system
- Wide operating range in both heating and cooling mode
- Variable frequency drive (VFD) providing very high part load efficiency, great unloading capacity, automatic speed adjustment and soft start
- 2 truly independent refrigerant circuits
- Standard sound levels configurations
- Equipped with the cloud-based remote monitoring system Daikin on Site

Heating & Cooling				EWYS-4ZXS		4004	4504	5004	5504	6004	6504	7004	8004	
SEER						4.55		4.85	4.71	4.91	5.01	5.14	5.11	
Cooling capacity	Nom.			kW	393.1	440.8	495.2	532.1	584.5	644.4	682.5	765.7	765.7	
Heating capacity	Nom.			kW	403.1	442.9	506.1	536.1	588	650.4	680.4	790.3	790.3	
Power input	Cooling	Nom.		kW	135.55	151.48	166.73	189.36	196.8	221.44	221.59	256.09	256.09	
	Heating	Nom.		kW	126.76	136.28	153.83	163.94	178.72	201.36	201.9	235.91	235.91	
Capacity control	Method			Stepless										
	Minimum capacity			%	17	15		13		12	11	10		
EER					2.9	2.91	2.97	2.81	2.97	2.91	3.08	2.99		
COP					3.18	3.25	3.29	3.27	3.29	3.23	3.37	3.35		
Dimensions	Unit	Height		mm	2,465									
		Width		mm	2,285									
		Depth		mm	5,825		6,725		7,625		8,525			
Weight	Unit			kg	6,075	6,095	6,870		7,850	8,435	9,405	9,430		
	Operation weight			kg	6,540	6,560	7,560		8,935	9,540	10,785	10,820		
Water heat exchanger	Type			Shell and tube										
	Water volume			l	126		214		369		361	468		
	Water flow rate	Cooling	Nom.	l/s	18.8	21.1	23.7	25.5	28	30.8	32.7	36.6		
		Heating	Nom.	l/s	19.4	21.3	24.4	25.8	28.4	31.4	32.8	38.1		
	Water pressure drop	Cooling	Nom.	kPa	37.6	46	38.6	43.8	43.9	31.5	39.1	33.9		
Heating		Nom.	kPa	38.2	45.2	34.4	38.2	36.1	26.5	31.1	29.9			
Air heat exchanger	Type			High efficiency fin and tube type – Copper Aluminum										
Compressor	Type			Inverter driven single screw compressor										
	Quantity			2										
Fan	Type			EC										
	Quantity			10		12		14		16				
Sound power level	Cooling	Nom.		dBA	99	98	99		100		102			
Sound pressure level	Cooling	Nom.		dBA	78	77		78		79	80			
Refrigerant	Type/GWP			R-513A/630										
	Charge			kg	198									
	Circuits			Quantity	2									
Piping connections	Evaporator water inlet/outlet (OD)			219.1										
Unit	Starting current		Max	A	0									
	Running current	Cooling	Nom.	A	236	272	293	332	343	378	395	454		
Max		A	335	374	396	451	473	524	550	656				
Power supply	Phase/Frequency/Voltage			Hz/V	3/50/400									



Screw compressor



EWYS-4Z


Heating & Cooling				EWYS-4ZXR	4004	4504	5004	5504	6004	6504	7004	8004	
SEER					4.63	4.55	4.78	4.82	5.07	5.15	5.05	5.13	
Cooling capacity	Nom.			kW	350.3	380.8	434.2	485	534.3	578.4	613.2	672.3	
	Heating			kW	363.6	404.4	447.6	499.1	549.8	612.6	650.7	708.4	
Power input	Cooling			Nom.	kW	121.21	137.97	149.21	175.09	190.14	201.53	212.92	240.97
	Heating			Nom.	kW	110.52	117.56	129.36	145.51	162.18	182.32	187.52	202.4
Capacity control	Method				Stepless								
	Minimum capacity			%	20	18	17	14	13	12	11		
EER					2.89	2.76	2.91	2.77	2.81	2.87	2.88	2.79	
COP					3.29	3.44	3.46	3.43	3.39	3.36	3.47	3.5	
Dimensions	Unit	Height		mm	2,465								
		Width		mm	2,285								
		Depth		mm	5,825	6,725	7,625	8,525					
Weight	Unit			kg	6,240	6,260	7,035	8,015	8,600	9,690	9,715		
	Operation weight			kg	6,705	6,725	7,725	9,100	9,705	11,075	11,110		
Water heat exchanger	Type				Shell and tube								
	Water volume			l	126	214	369	361	468				
	Water flow rate	Cooling		Nom.	l/s	16.8	18.2	20.8	23.2	25.6	27.7	29.3	32.1
		Heating		Nom.	l/s	17.5	19.5	21.6	24.1	26.5	29.6	31.4	34.2
Water pressure drop	Cooling		Nom.	kPa	30.7	35.8	30.7	37.4	37.6	26.1	32.5	27	
	Heating		Nom.	kPa	31.7	38.4	27.6	33.6	32	23.8	28.7	24.6	
Air heat exchanger	Type				High efficiency fin and tube type – Copper Aluminum								
Compressor	Type				Inverter driven single screw compressor								
	Quantity				2								
Fan	Type				EC								
	Quantity				10	12	14	16					
Sound power level	Cooling		Nom.	dB(A)	88	87	88	89	91				
	Heating		Nom.	dB(A)	67	66	67	68	67	69			
Refrigerant	Type/GWP				R-513A/638	R-513A/639	R-513A/640	R-513A/641	R-513A/642	R-513A/643	R-513A/644	R-513A/645	
	Charge			kg	198								
	Circuits			Quantity	2								
Piping connections	Evaporator water inlet/outlet (OD)				219.1								
Unit	Starting current		Max	A	0								
	Running current	Cooling		Nom.	A	228	253	274	329	340	360	388	431
Heating		Max	A	335	374	396	451	473	524	550	656		
Power supply	Phase/Frequency/Voltage			Hz/V	3/50/400								

Air cooled screw condensing unit, standard efficiency, standard sound

- One refrigerant circuit with single screw compressor
- Compact design
- Large operation range (ambient temperature down to -18°C)
- Extensive option list (heat recovery option available)



Screw compressor



MicroTech 4



ERAD-E-SS


Cooling only				ERAD-E-SS											
				120	140	170	200	220	250	310	370	440	490		
Cooling capacity	Nom.		kW	121	144	165	196	219	251	309	370	435	488		
Power input	Cooling	Nom.	kW	42.1	51.2	57.7	65.6	74.2	77.0	93.8	123	148	161		
Capacity control	Method	Stepless													
	Minimum capacity	25.0													
EER				2.88	2.82	2.86	2.99	2.95	3.27	3.30	3.02	2.95	3.02		
Dimensions	Unit	Height	mm	2,273						2,223					
		Width	mm	1,292						2,236					
		Length	mm	2,165		3,065		3,965		3,070					
Weight	Unit		kg	1,584		1,741		1,936		2,679					
	Operation weight		kg	1,617		1,781		1,981		2,756					
Air heat exchanger	Type	High efficiency fin and tube type with integral subcooler													
Compressor	Type	Single screw compressor													
	Quantity	1													
Fan	Type	Direct propeller													
	Air flow rate	Nom.	l/s	10,924	10,576	16,386	15,865	21,848	21,153	32,772		31,729			
	Quantity			2		3		4		6					
	Speed	Cooling	Nom.	rpm	900										
Sound power level	Cooling	Nom.	dBA	92.0				93.0	94.0		95.0				
Sound pressure level	Cooling	Nom.	dBA	74.0				75.0				76.0			
Operation range	Saturated suction temp.		°C	-9~-12											
	Condenser inlet temp.		°C	-18~48											
Refrigerant	Type / GWP	R-134a/1,430													
	Circuits	Quantity		1											
Piping connections	Evaporator water inlet/outlet (OD)	76mm													
Unit	Maximum Starting current		A	151		195		288		330	410				
	Nominal running current (RLA)	Cooling	A	72	88	98	110	125	129	158	204	244	266		
	Maximum running current		A	86	103	119	132	157	164	198	242	284	298		
Power supply	Phase/Frequency/Voltage		Hz/V	3~/50/400											

Air cooled screw condensing unit, standard efficiency, low sound

- One refrigerant circuit with single screw compressor
- Compact design
- Large operation range (ambient temperature down to -18°C)
- Extensive option list (heat recovery option available)



Screw compressor



MicroTech 4



ERAD-E-SL

Cooling only				ERAD-E-SL													
				120	140	160	190	210	240	300	350	410	460				
Cooling capacity	Nom.			kW	116	137	159	187	209	243	298	352	409	462			
Power input	Cooling	Nom.			kW	42.4	52.5	57.7	66.3	73.9	78.1	91.9	122	150	167		
Capacity control	Method	Stepless															
	Minimum capacity			%	25.0												
EER					2.74	2.61	2.75	2.83	3.11	3.24	2.88	2.73	2.76				
Dimensions	Unit	Height			2,273						2,223						
		Width			1,292						2,236						
		Length			2,165			3,065			3,965			3,070			
Weight	Unit					1,684		1,841		2,036		2,789					
						1,717		1,881		2,081		2,886					
Air heat exchanger	Type	High efficiency fin and tube type with integral subcooler															
Compressor	Type	Single screw compressor															
	Quantity	1															
Fan	Type	Direct propeller															
	Air flow rate	Nom.			l/s	8,373	8,144	12,560	12,216	16,747	16,288	25,120	24,432				
	Quantity					2		3		4		6					
	Speed	Cooling	Nom.			rpm											
Sound power level	Cooling	Nom.			89.0		90.0		91.0		92.0			93.0			
Sound pressure level	Cooling	Nom.			71.0				73.0				74.0				
Operation range	Saturated suction temp				°C												
	Condenser inlet temp				°C												
Refrigerant	Type / GWP				R-134a/1,430												
	Circuits					1											
	Quantity	1															
Piping connections	Evaporator water inlet/outlet (OD)				76mm						139.7mm						
Unit	Maximum Starting current				151		195		288		330		410				
	Nominal running current	Cooling			A	73	90	98	112	125	131	155	204	249	275		
	Maximum running current				A	83	100	115	128	151	158	189	234	276	290		
Power supply	Phase/Frequency/Voltage				Hz/V												
														3~/50/400			

Water to water modular heat pumps

- Plug & play solution for easier facility management
- High scalability potential due to its modularity
- Single power supply for the array of modules available as option
- The manifold kit connects modules on the water side making it a plug & play solution
- It has limited environmental impact by using R-32 refrigerant, contributing to Green Building protocols BREEAM and LEED



EWWT-Q--XR/XS

Heating & Cooling				EWWT-Q-XRA/EWWT-Q-XSA			100	125	160	100	125	160		
SEER							6.4	6.54	6.49	6.4	6.54	6.49		
Cooling capacity		Nom.	kW	96.36	124.4	166	96.36	124.4	166	96.36	124.4	166		
Heating capacity		Nom.	kW	110.17	142.78	186.71	110.17	142.78	186.71	110.17	142.78	186.71		
Power input		Cooling	Nom.	kW	20.99	27.95	34.44	20.99	27.95	34.44	20.99	27.95		
		Heating	Nom.	kW	26.11	34.49	42.53	26.11	34.49	42.53	26.11	34.49		
Capacity control		Method		Step										
		Minimum capacity		%	50									
EER				4.59	4.45	4.82	4.59	4.45	4.82	4.59	4.45	4.82		
COP				4.22	4.14	4.39	4.22	4.14	4.39	4.22	4.14	4.39		
IPLV				7.15	7.12	7.41	7.15	7.12	7.41	7.15	7.12	7.41		
Dimensions		Unit		Height	mm			1,000						
				Width	mm			1,200						
				Depth	mm			1,300						
Weight		Unit		kg	470	520	582	419	469	531	419	469		
		Operation weight		kg	490	542	612	439	491	561	439	491		
Water heat exchanger		Type		Braze plate										
		Water volume		l	9.45	11.07	14.85	9.45	11.07	14.85	9.45	11.07	14.85	
		Water flow rate		Cooling	Nom.	l/s	4.6	5.93	7.92	4.6	5.93	7.92	4.6	5.93
				Heating	Nom.	l/s	5.27	6.82	8.92	5.27	6.82	8.92	5.27	6.82
		Water pressure drop		Cooling	Nom.	kPa	19.35	20	22.1	19.35	20	22.1	19.35	20
Heating	Nom.			kPa	24.9	25.1	29.7	24.9	25.1	29.7	24.9	25.1		
Compressor		Type		Scroll										
		Quantity		2										
Sound power level		Cooling	Nom.	dBA	74.99	78.19	79.99	80.99	84.19	85.99	80.99	84.19		
Sound pressure level		Cooling	Nom.	dBA	59.36	62.56	64.36	65.4	68.6	70.4	65.4	68.6		
Refrigerant		Type/GWP		R-32/675										
		Charge		kg	6	7.1	9.1	6	7.1	9.1	6	7.1		
		Circuits		Quantity	1									
Piping connections		Evaporator water inlet/outlet (OD)		mm	3"									
Unit		Starting current		A	221	345	363	221	345	363	221	345		
		Running current		Cooling	Nom.	A	36.6	44.2	52.6	36.6	44.2	52.6	36.6	44.2
				Max	A	62	80	97	62	80	97	62	80	
Power supply		Phase/Frequency/Voltage		Hz/V	3/50/400									

Water to water modular heat pumps

- Plug & play solution for easier facility management
- High scalability potential due to its modularity
- Single power supply for the array of modules available as option
- The manifold kit connects modules on the water side making it a plug & play solution
- It has limited environmental impact by using R-32 refrigerant, contributing to Green Building protocols BREEAM and LEED



EWHT-Q-XS/XR

Heating & Cooling				EWHT/EWHT	100Q-XRA	100Q-XSA	
SEER						5.98	
Cooling capacity	Nom.		kW			91.68	
Heating capacity	Nom.		kW			105.97	
Power input	Cooling	Nom.	kW			21.22	
	Heating	Nom.	kW			26.29	
Capacity control	Method					Step	
	Minimum capacity			%		50	
EER						4.32	
COP						4.03	
IPLV						6.66	
Dimensions	Unit	Height	mm			1,000	
		Width	mm			1,200	
		Depth	mm			1,300	
Weight	Unit		kg	482		431	
	Operation weight			kg	502	451	
Water heat exchanger	Type					Braze plate	
	Water volume			l		9.45	
	Water flow rate	Cooling	Nom.	l/s			4.37
		Heating	Nom.	l/s			5.07
	Water pressure drop	Cooling	Nom.	kPa			17.7
Heating		Nom.	kPa			23.2	
Compressor	Type					Scroll	
	Quantity					2	
Sound power level	Cooling	Nom.	dBA	74.99		80.99	
Sound pressure level	Cooling	Nom.	dBA	59.36		65.4	
Refrigerant	Type/GWP					R-32/675	
	Charge			kg		7	
	Circuits	Quantity				1	
Piping connections	Evaporator water inlet/outlet (OD)					3"	
Unit	Starting current	Max	A			221	
	Running current	Cooling	Nom.	A		36.9	
		Max		A		62	
Power supply	Phase/Frequency/Voltage			Hz/V		3/50/400	

Water to water modular heat pumps

- Plug & play solution for easier facility management
- High scalability potential due to its modularity
- Single power supply for the array of modules available as option
- The manifold kit connects modules on the water side making it a plug & play solution
- It has limited environmental impact by using R-32 refrigerant, contributing to Green Building protocols BREEAM and LEED



EWLT-Q-XR/XS

Heating & Cooling				EWLT/EWLT	100Q-XRA	125Q-XRA	160Q-XRA	100Q-XSA	125Q-XSA	160Q-XSA
Cooling capacity	Nom.		kW	90.2	116.9	155	90.2	116.9	155	
Power input	Cooling	Nom.	kW	23.67	31.1	38.55	23.67	31.1	38.55	
Capacity control	Method			Step						
	Minimum capacity		%	50						
EER				3.81	3.76	4.02	3.81	3.76	4.02	
Dimensions	Unit	Height	mm	1,000						
		Width	mm	1,200						
		Depth	mm	1,300						
Weight	Unit		kg	423	468	518	372	417	467	
	Operation weight		kg	433	479	533	382	428	482	
Water heat exchanger	Type			Brazed plate						
	Water volume		l	9.45	11.07	14.85	9.45	11.07	14.85	
	Water flow rate	Cooling	Nom.	l/s	4.3	5.58	7.39	4.3	5.58	7.39
	Water pressure drop	Cooling	Nom.	kPa	17.16	17.93	19.55	17.16	17.93	19.55
Compressor	Type			Scroll						
	Quantity			2						
Sound power level	Cooling	Nom.	dBA	74.99	78.19	79.99	80.99	84.19	85.99	
Sound pressure level	Cooling	Nom.	dBA	59.36	62.56	64.36	65.4	68.6	70.4	
Refrigerant	Type/GWP			R-32/675						
	Charge		kg	0						
	Circuits	Quantity		1						
Piping connections	Evaporator water inlet/outlet (OD)			3"						
Unit	Starting current	Max	A	221	345	363	221	345	363	
	Running current	Cooling	Nom.	A	42.1	50	60.7	42.1	50	60.7
		Max	A	62	80	97	62	80	97	
Power supply	Phase/Frequency/Voltage		Hz/V	3/50/400						

Water cooled scroll heat pump

- One of the most compact units on the market: 600mm x 600mm x 600mm
- Low energy consumption
- Low operating sound level
- Low refrigerant volume
- Stainless steel plate heat exchanger
- Extension possible to 183kW
- Easy installation and maintenance
- Remote cooling or heating selection
- Water/water heat pump, with water reversibility
- Standard integrated: water filter, flow switch, air purge, pressure ports
- Advanced µC²SE controller for direct connection to a Modbus based BMS or to a remote user interface




Cooling & Heating only				EWWQ-KC		014	025	033	049	064
SEER						4.02	4.23	3.63	4.48	3.88
Space heating	Average climate water outlet 55°C	General	SCOP			3.64	3.63	3.71	3.58	3.87
			Seasonal space heating eff. class				A++			
Space heating	Average climate water outlet 35°C	General	SCOP			4.76	4.73	4.52	4.87	4.91
			Seasonal space heating eff. class				A+++		A++	
Cooling capacity	Nom.			kW		12.09/13.25	19.87/23.89	28.90/30.47	39.35/47.15	57.84/61.00
Heating capacity	Nom.			kW		14.98	27.30	34.74	54.13	69.51
Power input	Cooling	Nom.			kW	3.20/3.74	5.70/6.11	7.30/8.43	11.4/12.03	14.6/16.41
	Heating				kW	3.90	7.10	8.70	14.4	17.5
Capacity control	Method			Fixed						
	Minimum capacity			%	100			50		
EER						3.237/4.20	3.254/4.18	3.429/4.16	3.27/4.13	3.524/4.18
COP						3.84	3.83	3.98	3.77	3.98
IPLV						4.68	4.85	4.28	4.97	4.44
Dimensions	Unit	Height			mm	600				
		Width			mm	600				
		Depth			mm	600		1,200		
Weight	Unit			kg	68.0	132	141	257	265	
	Operation weight				kg	70/74	129/136	135/145	247/266	258/282
Water heat exchanger - evaporator	Type			Braze plate						
	Water volume			l	1.47	1.96	2.74	4.47	5.88	
	Water flow rate	Cooling	Nom.	l/s	0.63	1.14	1.45	2.25	2.91	
		Heating	Nom.	l/s	0.88	1.6	2.07	3.2	4.13	
Water pressure drop	Cooling	Nom.	kPa	9.71/11.7	16.4/28.7	21.3/21.6	20.5/27.6	34.8/44.8		
	Heating	Nom.	kPa	23.70	60.20	59.60	56.70	94.60		
Compressor	Type			Scroll compressor						
	Quantity			1			2			
Sound power level	Cooling	Nom.	dBA	69	76	72	79			
Sound pressure level	Cooling	Nom.	dBA	55.2	62.1	57.6	64.6			
Operation range	Evaporator	Cooling	Min.~Max.	°CDB	-10 ~20					
	Condenser	Heating	Min.~Max.	°CDB	20 ~55					
Refrigerant	Type/GWP			R-410A/2,088.0						
	Charge			kg	0.0/1.30	0.0/1.90	0.0/2.70	0.0/4.60	0.0/6.80	
	Circuits			Quantity	1			2		
Piping connections	Evaporator water inlet/outlet (OD)			G1"			G1" 1/2			
Space heating	Average climate water outlet 55°C	General	SCOP			3.64	3.63	3.71	3.58	3.87
Space heating	Average climate water outlet 55°C	General	Seasonal space heating eff. class				A++			
			A Condition (-7°CDB/-8°CWB)	Cdh (Degradation heating)				0.9		
Space heating	Average climate water outlet 35°C	General	Seasonal space heating eff. class				A+++		A++	A+++
Unit	Starting current	Max	A	57.4	109.3	124.3	124.8	143.6		
		Running current	Cooling	Nom.	A	6.0/6.57	9.0/10.5	13.0/14.1	19.0/20.9	26.0/28.1
			Max	A	9.16	15.5/15.53	19.3/19.33	31.0/31.05	38.65/38.7	
Power supply	Phase/Frequency/Voltage			Hz/V	3N~/50/400					

Cooling: EW 12°C; LW 7°C; ambient conditions: 35°CDB | Cooling: EW 23°C; LW 18°C; ambient conditions: 35°CDB | Condition: Ta DB/WB 7°C/6°C - LWC 35°C (DT = 5°C) | Condition: Ta DB/WB 7°C/6°C - LWC 45°C (DT=5°C) | According to EN14825 | Depends on operation mode, refer to installation manual. | For more details, see operation range drawing

Water to water screw heat pump, standard efficiency, standard sound

- Compact design to allow easy indoor installation or retrofit operations
- Daikin semi-hermetic single screw stepless compressor
- High energy efficiency both at full and part load conditions
- Chilled water temperatures down to -10°C on standard unit
- Optimised for use with R-134a
- MicroTech 4 controller with superior control logic and easy interface



Microtech 4



EWWD-J-SS

Cooling & Heating				EWWD-J-SS		120	140	150	180	210	250	280
Space heating	Average climate water outlet 55°C	General	SCOP			4.03	4.11	4.16	4.17	4.17	4.23	3.83
Cooling capacity	Nom.			kW		119.7	145.7	154.3	177.3	207.3	255.3	284.1
Heating capacity	Nom.			kW		144.2	175.4	189.8	217.8	252.2	308.4	347.4
Power input	Cooling	Nom.		kW		28.0	34.0	39.5	45.3	50.4	59.9	70.0
Capacity control	Method					Stepless						
	Minimum capacity			%		25.0						
EER						4.28	4.28	3.91	3.92	4.11	4.26	4.06
COP						5.20		4.84	4.85	5.04	5.17	4.98
IPLV						5.18	5.06		5.05	5.16	5.70	4.88
Dimensions	Unit	Height		mm		1,020						
		Width		mm		913						
		Length		mm		2,684						
Weight	Unit			kg		1,177	1,233	1,334	1,366	1,416	1,600	1,607
	Operation weight			kg		1,211	1,276	1,378	1,415	1,473	1,663	1,675
Water heat exchanger - evaporator	Type					Plate heat exchanger						
	Water volume			l		14	18	14	17	20	26	
	Water flow rate Cooling	Nom.		l/s		5.7	7.0	7.4	8.5	9.9	12.2	13.6
	Water flow rate Heating	Nom.		l/s		9.3	11.3	12	13.8	16.1	19.8	22.1
	Water pressure drop Cooling	Nom.		kPa		15	14	43	40	35	28	34
	Heating	Nom.		kPa		36	34	103	96	85	68	82
Water heat exchanger - condenser	Type					Single pass shell and tube						
	Water volume			l		20		23	25	29		32
	Water flow rate Cooling	Nom.		l/s		7.1	8.64	9.32	10.7	12.4	15.2	17.0
	Water flow rate Heating	Nom.		l/s		6.93	8.44	9.13	10.5	12.1	14.8	16.7
	Water pressure drop Cooling	Nom.		kPa		20	13	11		15	17	27
	Heating	Nom.		kPa		19	12	11		15	16	26
Compressor	Type					Single screw compressor						
	Quantity					1						
Sound power level	Cooling	Nom.		dB(A)		89						
Sound pressure level	Cooling	Nom.		dB(A)		79						
Operation range	Evaporator	Cooling	Min.-Max.	°CDB		-10~-15						
	Condenser	Cooling	Min.-Max.	°CDB		23~-60						
Refrigerant	Type/GWP					R-134a/1,430						
	Circuits	Quantity				1						
Refrigerant charge	Per circuit			kg/TCO2Eq		18.0/25.7	35.0/50.1	34.0/48.6	37.0/52.9		38.0/54.3	
Piping connections				mm		76.2						
Piping connections	Condenser water inlet/outlet (OD)					2" 1/2	4"					
Unit	Starting current	Max		A		153		197		290		
	Running current	Cooling	Nom.	A		48	57	67	74	83	97	109
		Max		A		85	103	114	130	154	178	201
Power supply	Phase/Frequency/Voltage			Hz/V		3~/50/400						

Performances according to CSS software 10.34


Fluid: Water; Fouling factor = 0m 2°C/W

Cooling performances: evaporator 12.0/7.0°C, condenser 30.0/35.0°C; Heating performances (Low temperature application): evaporator 10.0/7.0°C, condenser 30.0/35.0°C.



Water to water screw heat pump, standard efficiency, standard sound

- HFO R-1234ze(E) Refrigerant with Ozone Depletion Potential equal to zero and extremely low Global Warming Potential
- Daikin semi-hermetic single screw compressor
- Direct expansion plate to plate evaporator
- Shell and tube condenser
- Silver efficiency and standard sound
- Upgrade to new MicroTech 4 controller



EWWH-J-SS

EWWH-J-SS				090	110	120	130	150	180	200	
Space heating	Average climate water outlet 55°C	General	SCOP	3.91	3.92	3.78	3.77	3.80	3.90	3.84	
Cooling capacity	Nom.		kW	88.77	107.1	115.1	133.5	150.1	181.6	200.6	
Heating capacity	Nom.		kW	107.2	129.2	140.9	162.3	182.2	220.5	245	
Power input	Cooling	Nom.	kW	30	36.3	41.7	47.8	54.2	65.7	74.4	
Capacity control	Method			Stepless							
	Minimum capacity		%	25							
EER				3.85	3.75	3.72	3.78	3.82	3.67	3.66	
COP				4.69	4.57	4.52	4.59	4.67	4.46	4.46	
IPLV				4.1	4.11	4.09	4.11	4.12	4.64	4.59	
Dimensions	Unit	Height	mm	1,020							
		Width	mm	913							
		Length	mm	2,684							
Weight	Unit		kg	1,177	1,233	1,334	1,366	1,416	1,600	1,607	
		Operation weight	kg	1,211	1,276	1,378	1,415	1,473	1,663	1,675	
Water heat exchanger - evaporator	Type			Plate heat exchanger							
	Water volume		l	14	18	14	17	20	26		
	Water flow rate	Cooling	Nom.	l/s	4.24	5.11	5.49	6.37	7.16	8.66	9.57
		Heating	Nom.	l/s	6.8	8.3	8.9	10.2	11.8	13.9	15.4
	Water pressure drop	Cooling	Nom.	kPa	10.7	10.9	19.3	19.3	17.8	16.8	20.1
Heating		Nom.	kPa	24.9	25.9	45.6	44.9	43.7	39.2	47.4	
Water heat exchanger - condenser	Type			Single pass shell and tube							
	Water volume		l	20	20	23	25	29		32	
	Water flow rate	Cooling	Nom.	l/s	5.18	6.31	6.79	7.84	9.1	10.7	11.9
		Heating	Nom.	l/s	6.77	8.27	8.86	10.2	11.8	13.9	15.4
	Water pressure drop	Cooling	Nom.	kPa	9.1	9.7	8.7	9.1	9.3	12.3	12.1
Heating		Nom.	kPa	24.9	25.9	45.6	44.9	43.7	39.2	47.4	
Compressor	Type			Single screw compressor							
	Quantity			1							
Sound power level	Cooling	Nom.	dB(A)	89							
Sound pressure level	Cooling	Nom.	dB(A)	79							
Refrigerant	Type			R-1234(ze)							
	Charge		kg	18	35	34	37	38			
	Circuits	Quantity		1							
Piping connections			mm	76.2							
	Condenser water inlet/outlet		inch	2" 1/2		4				290	
Unit	Starting current	Max	A	153			197			290	
	Running current	Cooling	Nom.	A	39	44	55	60	65	76	84
		Max	A	75	90	100	114	143	158	178	
Power supply	Phase/Frequency/Voltage		Hz/V	3~/50/400							


performances according to CSS software 10.34

Fluid: Water; Fouling factor = 0m 2°C/W

Cooling performances: evaporator 12.0/7.0°C, condenser 30.0/35.0°C; Heating performances (Low temperature application): evaporator 10.0/7.0°C, condenser 30.0/35.0°C.

Water to water screw heat pump, standard efficiency, standard sound

- Refrigerant R-513A
- Daikin semi-hermetic single screw compressor
- Direct expansion plate to plate evaporator
- Shell and tube condenser
- Silver efficiency and standard sound
- Upgrade to new MicroTech 4 controller



Screw compressor

Microtech 4



EWWS-J-SS

EWWS-J-SS				120	140	150	180	210	240	270	
Space heating	Average climate water outlet 55°C	General	SCOP	3.63	3.54	3.56	3.59	3.62	3.54	3.58	
Cooling capacity	Nom.		kW	115.2	136.3	154.7	180.6	207.3	241	272.2	
Heating capacity	Nom.		kW	141.7	167.5	191.3	223	256.9	297	338.2	
Power input	Cooling	Nom.	kW	30	36.3	41.7	47.8	54.2	65.7	74.4	
Capacity control	Method			Stepless							
	Minimum capacity		%	25							
EER				3.85	3.75	3.72	3.78	3.82	3.67	3.66	
COP				4.69	4.57	4.52	4.59	4.67	4.46		
IPLV				4.1	4.11	4.09	4.11	4.12	4.64	4.59	
Dimensions	Unit	Height	mm	1,020							
		Width	mm	913							
		Length	mm	2,684							
Weight	Unit		kg	1,177	1,233	1,334	1,366	1,416	1,600	1,607	
	Operation weight		kg	1,211	1,276	1,378	1,415	1,473	1,663	1,675	
Water heat exchanger - evaporator	Type			Plate heat exchanger							
	Water volume		l	14	18	14	17	20	26		
	Water flow rate	Cooling	Nom.	l/s	5.5	6.5	7.38	8.62	9.89	11.5	13
		Heating	Nom.	l/s	8.8	10.8	12.1	13.8	15.5	19	21.1
	Water pressure drop	Cooling	Nom.	kPa	17.1	16.8	32.8	33.4	31.8	27.9	34.8
Heating		Nom.	kPa	40.1	41.7	79.4	78.1	71.5	68.9	83.3	
Water heat exchanger - condenser	Type			Single pass shell and tube							
	Water volume		l	20	20	23	25	29		32	
	Water flow rate	Cooling	Nom.	l/s	6.87	8.38	9.39	10.8	12.1	14.8	16.5
		Heating	Nom.	l/s	6.72	8.2	9.2	10.6	11.9	14.5	16.2
	Water pressure drop	Cooling	Nom.	kPa	15	16.1	15.4	15.9	15.4	22	21.6
Heating		Nom.	kPa	14.4	15.5	14.8	15.3	14.8	21.2	20.8	
Compressor	Type			Single screw compressor							
	Quantity			1							
Sound power level	Cooling	Nom.	dB(A)	89							
Sound pressure level	Cooling	Nom.	dB(A)	79							
Refrigerant	Type			R-513A							
	Charge		kg	18	35	34	37	38			
	Circuits	Quantity		1							
Piping connections			mm	76.2							
Piping connections	Condenser water inlet/outlet		inch	2" 1/2						4	
Unit	Starting current	Max	A	154			198		291		
		Running current	Cooling	Nom.	A	50	60	70	78	87	104
	Max	A	81	96	108	122	141	164	185		
Power supply	Phase/Frequency/Voltage		Hz/V	3~/50/400							

performances according to CSS software 10.34

Fluid: Water; Fouling factor = 0m 2°C/W

Cooling performances: evaporator 12.0/7.0°C, condenser 30.0/35.0°C; Heating performances (Low temperature application): evaporator 10.0/7.0°C, condenser 30.0/35.0°C.



The highest peak in chiller technology

The VZ chiller series was developed and manufactured to meet the growing market demand for highly efficient chillers. Thanks to continuous advancements in component technology, we are the first to achieve the highest levels of chiller efficiency and innovation.

EWV(H)(D)(S)-VZ at a glance

Single compressor

440kW - 1,050kW with R134a or R513A
330kW - 790kW with R1234ze

Dual compressor & dual circuit unit

1,170kW - 2,070kW with R134a or R513A
865kW - 1,540kW with R1234ze



Performance monitoring

With MT4, advanced algorithm implementation in the unit controller are possible, such as the **Performance Monitoring** (Option 186). This sensor-less algorithm

calculates the unit cooling capacity by using refrigerant pressure and temperature readings. Electrical power is calculated either from compressor VFD power and fan, or directly

measured through optional energy meter. As a standard(*), **no extra-hardware is required.**

(* For TZ-B units an additional sub-cooling temperature sensor is required.

Marketing material

All marketing material can be downloaded from the business portal.
 Asset finder > Campaign > VZ chiller series



Why choose EWW(H)(D)(S)-VZ at a glance chiller series?




- 1 Top class efficiency**
 Thanks to:
 - New generation Daikin inverter screw compressors
 - New generation high efficiency heat exchangers
 - Variable volume ratio technology
 - Optimized refrigerant circuit design
- 2 Compact unit: 40% footprint reduction**
 Thanks to:
 - New single pass condenser technology
 - New integrated oil separator technology
 - Optional knock down panel which reduces the unit width
- 3 Application flexibility: widest operating envelope in its range**
- 4 Connectivity: Daikin on site cloud platform**
- 5 Future readiness: Choose today's best solution and be ready for the future**

Product profile

Want to know more about this product?
 Have a look at our website and download the product profile:
www.daikineurope.com/vzchillerseries

Supporting tools

Product video


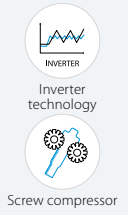



YouTube

www.youtube.com/DaikinEurope

Water cooled screw inverter chiller, standard efficiency, standard sound

- Optimised energy efficiency both at full and part load conditions
- Compact footprint through stacked heat exchanger lay-out
- Heat pump version with reversibility on water side (up to 65°C hot water production)
- Multiple options available: sound proof cabinet, rapid restart, removable electrical panel, etc. to adapt the unit to your specific application and need
- Thanks to a large operating envelope, the unit is suitable for all possible process and comfort applications
- High efficient flooded type heat exchanger allowing maximum unit performances
- One or two truly independent refrigerant circuits for outstanding reliability



EWWD-VZSS

Cooling only/Heating only				EWWD-VZSS													
				600	700	760	890	C10	C12	C13	C14	C16	C17	C19	C21		
Space cooling	A Condition Pdc (35°C - 27/19)			kW	609.91	704.22	756.52	894.23	1,039.49	1,173.02	1,288.02	1,381.01	1,552.02	1,722.02	1,875.55	2,051.2	
	ηs,c			%	340		337.2	331.6	332	337.2	331.6	331.2	320.8	338.8	322	338.8	
SEER					8.7		8.63	8.49	8.5	8.63	8.49	8.48	8.22	8.67	8.25	8.67	
Cooling capacity	Nom.			kW	610	704	757	894	1,039	1,173	1,288	1,381	1,552	1,722	1,876	2,051	
Power input	Cooling	Nom.		kW	110	132	142	162	196	231	252	276	315	339	380	404	
Capacity control	Method			Variable													
	Minimum capacity			%	20						10						
EER					5.5	5.31	5.3	5.52	5.29	5.07	5.11	5	4.93	5.08	4.93	5.08	
IPLV					9.43	9.36	9.4	9.37	9.4	9.52	9.56	9.57	9.36	9.7	9.38	9.65	
Dimensions	Unit	Height		mm	2,123				2,292	2,487	2,296				2,350	2,338	2,498
		Width		mm	1,178	1,179		1,233	1,303	1,484	1,487		1,484	1,580	1,627	1,753	
		Length		mm	3,722	3,750		3,690	3,822	4,792				4,508	4,750		
Weight	Unit			kg	2,892	2,928	2,941	3,451	4,237	5,570	5,790	5,820	6,220	6,890	7,260	8,260	
	Operation weight			kg	2,977	3,033	3,053	3,611	4,488	5,980	6,220	6,290	6,690	7,480	7,830	9,070	
Water heat exchanger - evaporator	Type			Flooded shell and tube													
	Water volume			l	88		96	134	156	230		270		320		380	
	Water flow rate	Cooling	Nom.	l/s	29.2	33.8	36.3	42.9	49.9	56.2	61.7	66.1	74.4	82.5	89.9	98.2	
Water heat exchanger - condenser	Type			Shell and tube													
	Water volume			l	81	102		126	217	180		200		270	250	430	
	Water flow rate	Cooling	Nom.	l/s	35.3	41	44.1	51.9	60.6	69.1	75.8	81.5	91.9	101	111	120	
Compressor	Type			Driven vapour compressor													
	Quantity			1						2							
	Sound power level	Cooling	Nom.	dba	101			105	107	106		107		108		110	
Sound pressure level	Cooling	Nom.	dba	82			86	88	87		88		89		90		
Operation range	Evaporator		Min.-Max.	°CDB	-12~20												
	Condenser		Min.-Max.	°CDB	19~63												
Refrigerant	Type/GWP			R-134a/1,430													
	Charge			kg	125	120	125	145	180	250	260	270	220	305	290	350	
	Circuits		Quantity	2													
Piping connections	mm			139.7				168.3		219.1							
	Condenser water inlet/outlet (OD)			168.3mm			219.1mm		168.3/168.3 mm			219.1/219.1 mm					
Unit	Running current	Cooling	Nom.	A	171	202	220	249	300	349	379	414	470	508	566	604	
	Running current	Max		A	235	280	301	342	417	470	513	559	621	696	758	834	
Power supply	Phase/Frequency/Voltage			Hz/V	3~/50/400												

performances according to CSS software 10.33

Water cooled screw inverter chiller, high efficiency, standard sound

- High energy efficiency both at full and part load conditions
- Compact footprint through stacked heat exchanger lay-out
- Heat pump version with reversibility on water side (up to 65°C hot water production)
- Multiple options available: sound proof cabinet, rapid restart, removable electrical panel, etc. to adapt the unit to your specific application and need
- Thanks to a large operating envelope, the unit is suitable for all possible process and comfort applications
- High efficient flooded type heat exchanger allowing maximum unit performances
- One or two truly independent refrigerant circuits for outstanding reliability




EWWD-VZXS

Cooling only/Heating only				EWWD-VZXS																						
				450	500	610	710	800	900	C11	C12	C13	C14	C16	C17	C19	C21									
Space cooling	A Condition Pdc (35°C - 27/19)			kW	448.83	500.51	612.77	713.11	793.52	901.21	1,053.02	1,194.03	1,305.01	1,406.98	1,593.03	1,748.03	1,912.01	2,074.02								
	ηs,c			%	324.8	329.2	347.2	350	345.6	337.6	344.4	347.6	342.4	348	347.2	347.6	337.2	344.4								
SEER					8.32	8.43	8.88	8.95	8.84	8.64	8.81	8.89	8.76	8.9	8.88	8.89	8.63	8.81								
Cooling capacity	Nom.			kW	449	501	613	713	794	901	1,053	1,194	1,305	1,407	1,593	1,748	1,912	2,074								
	Cooling Nom.			kW	81.2	89.7	108	128	146	159	192	221	244	262	296	329	365	394								
Capacity control	Method			Variable																						
	Minimum capacity			%	20						10															
EER					5.53	5.58	5.64	5.54	5.43	5.67	5.46	5.38	5.34	5.36	5.38	5.31	5.23	5.25								
IPLV					9.42	9.59	9.52	9.66	9.64	9.48	9.58	9.66	9.67	9.76	9.74	9.82	9.68	9.7								
Dimensions	Unit	Height		mm	2,135		2,123	2,235		2,487		2,296		2,301		2,350		2,500		2,469		2,493				
		Width		mm	1,178		1,179		1,189		1,303		1,484		1,639		1,579		1,580		1,610		1,704		1,769	
		Length		mm	3,722		3,750		3,690		3,822		4,792		4,508		4,750		4,874							
Weight	Unit			kg	2,968	2,911	3,102	3,470	3,451	4,257	4,552	5,860	6,240	6,520	6,920	7,530	7,790	8,670								
	Operation weight			kg	3,098	3,006	3,274	3,648	3,611	4,518	4,860	6,370	6,760	7,130	7,530	8,300	8,560	9,630								
Water heat exchanger - evaporator	Type			Flooded shell and tube																						
	Water volume			l	70	88	136	134		168	199	270		320		380		480								
	Water flow rate	Cooling	Nom.	l/s	21.5	24	29.3	34.1	38	43.2	50.4	57.1	62.5	67.3	76.3	83.6	91.4	99.2								
Water heat exchanger - condenser	Type			Shell and tube																						
	Water volume			l	81	92	126	145	126	217	241	240	250	290		390		290		480						
	Water flow rate	Cooling	Nom.	l/s	26.4	29.4	35.3	41.2	46.1	52	61	69.8	76.3	82.2	93.2	102	112	121								
Compressor	Type			Driven vapour compressor																						
	Quantity			1						2																
	Sound power level	Cooling	Nom.	dBA	97	99	101	105		107		106		107		108		109		110						
Sound pressure level	Cooling	Nom.	dBA	78	80	82	86		88		87		88		89		90									
Operation range	Evaporator		Min.-Max.	°CDB	-12~20																					
	Condenser		Min.-Max.	°CDB	19~65																					
Refrigerant	Type/GWP			R-134a/1,430																						
	Charge			kg	110		125	140	160	200	185	270	260	230	290	290	320	370								
	Circuits	Quantity			1						2															
Piping connections				mm	139.7			168.3			219.1			273												
	Condenser water inlet/outlet (OD)				168.3mm			219.1mm			168.3/219.1mm			219.1/219.1mm												
Unit	Running current	Cooling	Nom.	A	126	140	171	201	229	249	299	340	372	400	450	498	554	596								
	Running current	Max		A	172	191	235	280	316	342	417	470	513	559	621	696	758	834								
Power supply	Phase/Frequency/Voltage			Hz/V	3~/50/400																					

performances according to CSS software 10.33

Water cooled screw inverter chiller, premium efficiency, standard sound

- Premium energy efficiency both at full and part load conditions
- Compact footprint through stacked heat exchanger lay-out
- Heat pump version with reversibility on water side (up to 65°C hot water production)
- Multiple options available: sound proof cabinet, rapid restart, removable electrical panel, etc. to adapt the unit to your specific application and need
- Thanks to a large operating envelope, the unit is suitable for all possible process and comfort applications
- High efficient flooded type heat exchanger allowing maximum unit performances
- One or two truly independent refrigerant circuits for outstanding reliability



Microtech 4



EWWD-VZPS

Cooling only/ Heating only				EWWD-VZPS	505	715	910	C12	C16	C18
Space cooling	A Condition Pdc (35°C - 27/19)			kW	505.02	717.71	908.11	1,201.02	1,604.03	1,757.01
	ηs,c			%	339.6	355.2	344.4	353.6	354	350
SEER					8.69	9.08	8.81	9.04	9.05	8.95
Cooling capacity	Nom.			kW	505	718	908	1,201	1,604	1,757
Power input	Cooling	Nom.		kW	85.1	124	153	218	291	326
Capacity control	Method			Variable						
	Minimum capacity			%	20				10	
EER					5.93	5.77	5.91	5.49	5.5	5.39
IPLV					9.61	9.68	9.57	9.79	9.82	9.92
Dimensions	Unit	Height		mm	2,108	2,430	2,487	2,302	2,500	2,493
		Width		mm	1,179	1,287	1,303	1,579	1,610	1,769
		Length		mm	3,750	3,822		4,508	4,750	4,874
Weight	Unit			kg	3,247	4,082	4,346	6,310	7,530	8,250
	Operation weight			kg	3,375	4,349	4,660	6,900	8,300	9,200
Water heat exchanger - evaporator	Type			Flooded shell and tube						
	Water volume			l	96	168	199	320	380	480
	Water	Cooling	Nom.	l/s	24.2	34.3	43.4	57.4	76.7	84
	Water pressure drop	Cooling	Nom.	kPa	55	42	44	38	49	41
Water heat exchanger - condenser	Type			Shell and tube						
	Water volume			l	126	217	241	270	390	470
	Water	Cooling	Nom.	l/s	29.4	41.3	52.1	69.9	93.4	102
	Water pressure drop	Cooling	Nom.	kPa	16	17	19	21		28
Compressor	Type			Driven vapour compressor						
	Quantity				1				2	
Sound power level	Cooling	Nom.		dB(A)	99	105	106	106	107	109
Sound pressure level	Cooling	Nom.		dB(A)	80	86	87	87	88	89
Operation range	Evaporator	Min.~Max.		°CDB	-12~20					
	Condenser	Min.~Max.		°CDB	19~65					
Refrigerant	Type/GWP			R-134a/1,430						
	Charge			kg	120	195	185	305	320	350
	Circuits	Quantity			1				2	
Piping connections				mm	139.7	219.1		219.1		273
	Condenser water inlet/outlet (OD)				219.1mm			219.1/219.1 mm		
Unit	Running current	Cooling	Nom.	A	138	200	247	338	447	497
	Running current	Max		A	191	280	342	470	621	696
Power supply	Phase/Frequency/Voltage			Hz/V	3~/50/400					

performances according to CSS software 10.33



Water cooled screw inverter chiller, standard efficiency, standard sound

- Optimised energy efficiency both at full and part load conditions
- Compact footprint through stacked heat exchanger lay-out
- Heat pump version with reversibility on water side (up to 75°C hot water production)
- Multiple options available: sound proof cabinet, rapid restart, removable electrical panel, etc. to adapt the unit to your specific application and need
- Thanks to a large operating envelope, the unit is suitable for all possible process and comfort applications
- High efficient flooded type heat exchanger allowing maximum unit performances
- One or two truly independent refrigerant circuits for outstanding reliability




EWWH-VZSS

Cooling only/Heating only				EWWH-VZSS													
				445	515	550	660	770	860	940	C10	C12	C13	C14	C15		
Space cooling	A Condition Pdc (35°C - 27/19)			kW	443	512	548.51	657.51	767.8	865.2	940.6	1,011.7	1,142.46	1,271.38	1,396.11	1,524.83	
	ηs,c			%	336.4	338.4	336.8	348.4	345.2	318.4	327.2	339.6	331.2	340	345.6	353.2	
SEER					8.61	8.66	8.62	8.91	8.83	8.16	8.38	8.69	8.48	8.7	8.84	9.03	
Cooling capacity	Nom.			kW	443	512	549	658	768	865	941	1,012	1,142	1,271	1,396	1,525	
Power input	Cooling Nom.			kW	82.8	98.1	107	123	149	172	188	205	235	254	282	302	
Capacity control	Method			Variable													
	Minimum capacity			%	20						10						
EER					5.35	5.22	5.15	5.34	5.14	5.02	5	4.93	4.87	5.01	4.95	5.04	
IPLV					9.25		9.24	9.48	9.32	8.94	9.08	9.13	9.14	9.3	9.13	9.34	
Dimensions	Unit	Height	mm	2,123			2,292	2,487	2,296				2,350	2,338	2,498		
		Width	mm	1,178	1,179		1,233	1,303	1,484		1,487		1,484	1,580	1,627	1,753	
		Length	mm	3,722		3,750		3,690	3,822	4,792				4,508		4,750	
Weight	Unit			kg	2,892	2,928	2,941	3,451	4,237	5,570	5,790	5,820	6,220	6,890	7,260	8,260	
	Operation weight			kg	2,977	3,033	3,053	3,611	4,488	5,980	6,220	6,290	6,690	7,480	7,830	9,070	
Water heat exchanger - evaporator	Type			Flooded shell and tube													
	Water volume			l	88			96	134	156	230		270		320		380
	Water flow rate	Cooling	Nom.	l/s	21.2	24.5	26.2	31.5	36.8	41.4	45	48.4	54.6	60.8	66.8	72.9	
Water heat exchanger - condenser	Type			Shell and tube													
	Water volume			l	81	102		126	217	180		200		270	250	430	
	Water flow rate	Cooling	Nom.	l/s	25.5	29.6	31.8	38.1	44.8	50.3	54.8	59	66.8	74	81.4	88.7	
Compressor	Type			Driven vapour compression													
	Quantity			1						2							
	Sound power level	Cooling	Nom.	dBA	101	105			107	106		107		108		110	
Sound pressure level	Cooling	Nom.	dBA	82	86			88	87		88		89		90		
Refrigerant	Type/GWP			R-1234(ze)/7													
	Charge			kg	125	124	105	145	190	210	230	250	220	280		320	
	Circuits	Quantity		1						2							
Piping connections				mm	139.7			168.3		219.1							
	Condenser water inlet/outlet (OD)				168.3mm			219.1mm		168.3/168.3 mm				219.1/219.1 mm			
Unit	Running current	Cooling	Nom.	A	131.0	153.0	167.0	188.0	227.0	264.0	287.0	312.0	353.0	385.0	426.0	458.0	
		Max	A	183	226	235	268	324	374	402	451	493	549	591	647		
Power supply	Phase/Frequency/Voltage			Hz/V	3~/50/400												

Performances according to CSS software 10.33

Water cooled screw inverter chiller, high efficiency, standard sound

- High energy efficiency both at full and part load conditions
- Compact footprint through stacked heat exchanger lay-out
- Heat pump version with reversibility on water side (up to 75°C hot water production)
- Multiple options available: sound proof cabinet, rapid restart, removable electrical panel, etc. to adapt the unit to your specific application and need
- Thanks to a large operating envelope, the unit is suitable for all possible process and comfort applications
- High efficient flooded type heat exchanger allowing maximum unit performances
- One or two truly independent refrigerant circuits for outstanding reliability




EWWH-VZXS

Cooling only/Heating only				EWWH-VZXS														
				335	365	450	525	580	670	800	875	950	C11	C12	C13	C14	C15	
Space cooling	A Condition Pdc (35°C - 27/19)			kW	329.01	364.52	448	520.61	579.19	665.41	788.2	877.36	952.01	1,028.81	1,169.3	1,288.48	1,421.75	1,540.03
	ηs,c			%	296	307.2	343.6	347.2	343.2	356	354.4	326	334	346.8			358	356.8
SEER					7.6	7.88	8.79	8.88	8.78	9.1	9.06	8.35	8.55	8.87			9.15	9.12
Cooling capacity	Nom.			kW	329	365	448	521	579	665	788	877	952	1,029	1,169	1,288	1,422	1,540
Power input	Cooling	Nom.		kW	60.5	66.6	81	96	109	121	147	168	185	198	224	248	276	298
Capacity control	Method			Variable														
	Minimum capacity			%	20							10						
EER					5.44	5.48	5.53	5.42	5.29	5.49	5.37	5.23	5.16	5.19	5.22	5.19	5.16	5.16
IPLV					8.51	8.79	9.46	9.51	9.47	9.63	9.65	9.19	9.27	9.46	9.37	9.52	9.23	9.5
Dimensions	Unit	Height		mm	2,135		2,123	2,235		2,487		2,296		2,301	2,350	2,500	2,469	2,493
		Width		mm	1,178		1,179	1,189		1,303		1,484	1,639	1,579	1,580	1,610	1,704	1,769
		Length		mm	3,722		3,750	3,690		3,822		4,792		4,508		4,750	4,874	
Weight	Unit			kg	2,968	2,911	3,102	3,470	3,451	4,257	4,552	5,860	6,240	6,520	6,920	7,530	7,790	8,670
		Operation weight		kg	3,098	3,006	3,274	3,648	3,611	4,518	4,860	6,370	6,760	7,130	7,530	8,300	8,560	9,630
Water heat exchanger - evaporator	Type			Flooded shell and tube														
	Water volume			l	70	88	136	134		168	199	270		320		380	480	
	Water flow rate	Cooling	Nom.	l/s	15.8	17.5	21.4	24.9	27.7	31.8	37.7	41.9	45.5	49.1	55.9	61.6	67.9	73.6
Water heat exchanger - condenser	Water pressure drop	Cooling	Nom.	kPa	54	38	35	37	31	39	36	29	34	28	37	32	28	33
	Water volume			l	81	92	126	145	126	217	241	240	250	290		390	290	480
	Water flow rate	Cooling	Nom.	l/s	18.9	20.9	25.7	30	33.5	38.4	45.7	50.7	55.1	59.6	67.6	74.6	82.3	89.3
Compressor	Type			Driven vapour compression														
	Quantity				1							2						
Sound power level	Cooling	Nom.		dB(A)	97	99	101	105		107		106		107		108	109	110
Sound pressure level	Cooling	Nom.		dB(A)	78	80	82	86		88		87		88		89		90
Refrigerant	Type/GWP			R-1234(ze)/7														
	Charge			kg	124	110	125	140	130	200	185	250	220	270	255	305	320	346
Piping connections	Circuits				1							2						
	Quantity				1							2						
Piping connections	Condenser water inlet/outlet (OD)			mm	139.7			168.3			219.1			273				
					168.3			219.1			168.3/219.1			219.1/219.1				
Unit	Running current	Cooling	Nom.	A	96.0	106.0	129.0	151.0	173.0	187.0	226.0	259.0	284.0	304.0	341.0	379.0	421.0	454.0
		Max		A	134	149	183	226	247	268	324	374	402	451	493	549	591	647
Power supply	Phase/Frequency/Voltage			Hz/V	3~/50/400													

Performances according to CSS software 10.33

Water cooled screw inverter chiller, premium efficiency, standard sound

- Premium energy efficiency both at full and part load conditions
- Compact footprint through stacked heat exchanger lay-out
- Heat pump version with reversibility on water side (up to 75°C hot water production)
- Multiple options available: sound proof cabinet, rapid restart, removable electrical panel, etc. to adapt the unit to your specific application and need
- Thanks to a large operating envelope, the unit is suitable for all possible process and comfort applications
- High efficient flooded type heat exchanger allowing maximum unit performances
- One or two truly independent refrigerant circuits for outstanding reliability



EWWH-VZPS

Cooling only/Heating only				EWWH-VZPS	370	530	680	880	C12	C13
Space cooling	A Condition Pdc (35°C - 27/19)			kW	369.3	525.1	677.11	883.79	1,180.43	1,295.36
	ηs,c			%	316.8	352.8	363.6	334.4	352.4	348.8
SEER					8.12	9.02	9.29	8.56	9.01	8.92
Cooling capacity	Nom.			kW	369	525	677	884	1,180	1,295
Power input	Cooling	Nom.		kW	64.7	94.9	119	166	221	247
Capacity control	Method			Variable						
	Minimum capacity			%	20				10	
EER					5.71	5.53	5.67	5.34	5.35	5.25
IPLV					9.13	9.68	9.96	9.37	9.56	9.61
Dimensions	Unit	Height	mm	2,108	2,430	2,487	2,302	2,500	2,493	
		Width	mm	1,179	1,287	1,303	1,579	1,610	1,769	
		Length	mm	3,750	3,822		4,508	4,750	4,874	
Weight	Unit			kg	3,247	4,082	4,346	6,310	7,530	8,250
	Operation weight				kg	3,375	4,349	4,660	6,900	8,300
Water heat exchanger - evaporator	Type			Flooded shell and tube						
	Water volume			l	96	168	199	320	380	480
	Water flow rate	Cooling	Nom.	l/s	17.7	25.1	32.3	42.2	56.4	61.9
		Cooling	Nom.	kPa	32	25	27	20	26	23
Water heat exchanger - condenser	Type			Shell and tube						
	Water volume			l	126	217	241	270	390	470
	Water flow rate	Cooling	Nom.	l/s	21.1	30.1	38.9	50.9	68	74.9
		Cooling	Nom.	kPa	9		12	13	12	16
Compressor	Type			Driven vapour compression						
	Quantity			1				2		
Sound power level	Cooling	Nom.		dBA	99	105		106	107	109
Sound pressure level	Cooling	Nom.		dBA	80	86		87	88	89
Refrigerant	Type/GWP			R-1234(ze)/7						
	Charge			kg	120	190	185	305	288	350
	Circuits	Quantity		1				2		
Piping connections			mm	139.7	219.1			273		
Unit	Condenser water inlet/outlet (OD)			219.1mm		219.1		219.1/219.1 mm		
	Running current	Cooling	Nom.	A	104.0	150.0	185.0	257.0	338.0	378.0
		Max		A	149	226	268	374	493	549
Power supply	Phase/Frequency/Voltage			Hz/V	3~/50/400					

Performances according to CSS software 10.33



Water to water screw inverter chiller, standard efficiency, standard sound



- Optimised energy efficiency both at full and part load conditions
- Compact footprint through stacked heat exchanger lay-out
- Heat pump version with reversibility on water side (up to 60°C hot water production)
- Multiple options available: sound proof cabinet, rapid restart, removable electrical panel, etc. to adapt the unit to your specific application and need
- Thanks to a large operating envelope, the unit is suitable for all possible process and comfort applications
- High efficient flooded type heat exchanger allowing maximum unit performances
- One or two truly independent refrigerant circuits for outstanding reliability



EWWS-VZSS

Cooling only/Heating only				EWWS-VZSS	600	700	740	880	C10	C12	C13	C14	C15	C17	C18	C20
Space cooling	A Condition Pdc (35°C - 27/19)			kW	599.51	693.51	743.53	879.64	1,020.09	1,148.76	1,263.41	1,351.54	1,514.87	1,689.58	1,831.98	2,013.41
	ηs,c			%	316	314.4	313.2	320	313.2	321.2	314.8	312	297.6	313.6	304	318.4
SEER					8.1	8.06	8.03	8.2	8.03	8.23	8.07	8	7.64	8.04	7.8	8.16
Cooling capacity	Nom.			kW	600	694	744	880	1,020	1,149	1,263	1,352	1,515	1,690	1,832	2,013
Power input	Cooling	Nom.		kW	120.1	143.3	154.7	175.2	212.7	251.8	273.9	301	343	367.4	413.5	437.2
Capacity control	Method			Variable												
	Minimum capacity			%	20						10					
EER					4.99	4.84	4.81	5.02	4.8	4.56	4.61	4.49	4.42	4.6	4.43	4.61
IPLV					9.02	9.15		8.84	8.88	9.06	9.31	9.23	8.9	9.18	8.88	9.05
Dimensions	Unit	Height		mm	2,123			2,292	2,487	2,296			2,350	2,338	2,498	
		Width		mm	1,178	1,179		1,233	1,303	1,484	1,487		1,484	1,580	1,627	1,753
		Depth		mm	3,722	3,750		3,690	3,822	4,792			4,508		4,750	
Weight	Unit			kg	2,892	2,928	2,941	3,451	4,237	5,570	5,790	5,820	6,220	6,890	7,260	8,260
	Operation weight			kg	2,977	3,033	3,053	3,611	4,488	5,980	6,220	6,290	6,690	7,480	7,830	9,070
Water heat exchanger - evaporator	Type			Flooded shell and tube												
	Water volume			l	88		96	134	156	230		270		320		380
	Water flow rate	Cooling	Nom.	l/s	28.7	33.3	35.7	42.2	48.9	55	60.6	64.7	72.6	80.9	87.8	96.4
Water heat exchanger - condenser	Type			Flooded Shell & Tube												
	Water volume			l	81	102		126	217	180	200		270	250	430	
	Water flow rate	Cooling	Nom.	l/s	34.5	40.1	43.2	50.6	59.3	67.1	73.7	79.2	89	98.7	107	117
Compressor	Type			Driven vapour compressor												
	Quantity				1						2					
	Sound power level	Cooling	Nom.	dBA	101	105		107	106	107	108		110			
Sound pressure level	Cooling	Nom.	dBA	82	86		88	87	88	89		90				
Refrigerant	Type/GWP			R-513A/631												
	Charge			kg	100	110		170	180	250	260	270	290	295	320	350
	Circuits	Quantity			1						2					
Piping connections				mm	139.7			168.3	219.1							
				mm	168.3			219.1	168.3			219.1				

Performances according to CSS software 10.33

Water to water screw inverter chiller, high efficiency, standard sound



- High energy efficiency both at full and part load conditions
- Compact footprint through stacked heat exchanger lay-out
- Heat pump version with reversibility on water side (up to 62°C hot water production)
- Multiple options available: sound proof cabinet, rapid restart, removable electrical panel, etc. to adapt the unit to your specific application and need
- Thanks to a large operating envelope, the unit is suitable for all possible process and comfort applications
- High efficient flooded type heat exchanger allowing maximum unit performances
- One or two truly independent refrigerant circuits for outstanding reliability



EWWS-VZXS

Cooling only/Heating only				EWWS-VZXS																						
				450	490	600	700	780	890	C10	C12	C13	C14	C16	C17	C19	C20									
Space cooling	A Condition Pdc (35°C - 27/19)			kW	441.23	493.3	605.32	704.66	783.15	888.89	1,038.67	1,178.53	1,287.26	1,390.42	1,570.18	1,725.3	1,876.17	2,045.66								
	ηs,c			%	306.4	313.6	328.4	329.2	328	328.4	328.8	331.2	326.4	329.2	331.2	326.4	323.2	326.8								
SEER					7.86	8.04	8.41	8.43	8.4	8.41	8.42	8.48	8.36	8.43	8.48	8.36	8.28	8.37								
Cooling capacity	Nom.			kW	441	493	605	705	783	889	1,039	1,179	1,287	1,390	1,570	1,725	1,876	2,046								
Power input	Cooling Nom.			kW	87.8	96.8	116.8	138.6	157.7	171.3	207.8	239.2	263.6	282.6	319.6	354.3	396.6	425.5								
Capacity control	Method			Variable																						
	Minimum capacity			%	20						10															
EER					5.02	5.1	5.18	5.09	4.97	5.19	5	4.93	4.88	4.92	4.91	4.87	4.73	4.81								
IPLV					8.87	9.01	9.29	9.43	9.39	8.96	9.27	9.24	9.48	9.43	9.39	9.29	9.15									
Dimensions	Unit	Height		mm	2,135		2,123		2,235		2,487		2,296		2,301		2,350		2,469		2,493					
		Width		mm	1,178		1,179		1,189		1,303		1,484		1,639		1,579		1,580		1,610		1,704		1,769	
		Depth		mm	3,722		3,750		3,690		3,822		4,792		4,508		4,750		4,874							
Weight	Unit			kg	2,968	2,911	3,102	3,470	3,451	4,257	4,552	5,860	6,240	6,520	6,920	7,530	7,790	8,670								
	Operation weight			kg	3,098	3,006	3,274	3,648	3,611	4,518	4,860	6,370	6,760	7,130	7,530	8,300	8,560	9,630								
Water heat exchanger - evaporator	Type			Flooded shell and tube																						
	Water volume			l	70	88	136	134		168	199	270		320		380		480								
	Water flow rate	Cooling	Nom.	l/s	21.2	23.6	29	33.7	37.5	42.6	49.7	56.4	61.6	66.5	75.2	82.6	89.7	97.9								
Water heat exchanger - condenser	Type			Flooded Shell & Tube																						
	Water volume			l	81	92	126	145	126	217	241	240	250	290		390		290		480						
	Water flow rate	Cooling	Nom.	l/s	25.8	28.7	34.5	40.4	45.1	50.8	59.8	68	74.4	80.2	90.7	99.8	108	118								
Compressor	Type			Driven vapour compressor																						
	Quantity			1						2																
	Sound power level	Cooling	Nom.	dB(A)	97	99	101	105		107		106		107		108		109		110						
Sound pressure level	Cooling	Nom.	dB(A)	78	80	82	86		88		87		88		89		90									
Refrigerant	Type/GWP			R-513A/631																						
	Charge			kg	95	130	110	170	210	185	250	260	290		320		350									
	Circuits	Quantity		1						2																
Piping connections				mm	139.7			168.3			219.1			273												
				mm	168.3			219.1			168.3/219.1			219.1												

Performances according to CSS software 10.33

Water to water screw inverter chiller, premium efficiency, standard sound



- Premium energy efficiency both at full and part load conditions
- Compact footprint through stacked heat exchanger lay-out
- Heat pump version with reversibility on water side (up to 62°C hot water production)
- Multiple options available: sound proof cabinet, rapid restart, removable electrical panel, etc. to adapt the unit to your specific application and need
- Thanks to a large operating envelope, the unit is suitable for all possible process and comfort applications
- High efficient flooded type heat exchanger allowing maximum unit performances
- One or two truly independent refrigerant circuits for outstanding reliability



EWWS-VZPS

Cooling only/Heating only				EWWS-VZPS	500	710	900	C12	C16	C17
Space cooling	A Condition Pdc (35°C - 27/19)		kW	500.08	710.08	898.24	1,187.65	1,585.78	1,735.47	
	ηs,c		%	321.6	334	335.2	336.4		330	
SEER				8.24	8.55	8.58	8.61		8.45	
Cooling capacity	Nom.		kW	500	710	898	1,188	1,586	1,735	
Power input	Cooling	Nom.	kW	91.3	133.8	165.1	235.4	313.7	350.7	
Capacity control	Method			Variable						
	Minimum capacity		%	20			10			
EER				5.48	5.31	5.44	5.05		4.95	
IPLV				9.13	9.48	9.17	9.36	9.48	9.4	
Dimensions	Unit	Height	mm	2,108	2,430	2,487	2,302	2,500	2,493	
		Width	mm	1,179	1,287	1,303	1,579	1,610	1,769	
		Depth	mm	3,750	3,822		4,508	4,750	4,874	
Weight	Unit		kg	3,247	4,082	4,346	6,310	7,530	8,250	
	Operation weight		kg	3,375	4,349	4,660	6,900	8,300	9,200	
Water heat exchanger - evaporator	Type			Flooded shell and tube						
	Water volume		l	96	168	199	320	380	480	
	Water flow rate	Cooling	Nom.	l/s	23.9	34	43	56.8	75.8	83
	Water pressure drop	Cooling	Nom.	kPa	57	44	46	39	50	42
Water heat exchanger - condenser	Type			Flooded Shell & Tube						
	Water volume		l	126	217	241	270	390	470	
	Water flow rate	Cooling	Nom.	l/s	28.9	40.6	51.1	68.3	91.1	100
	Water pressure drop	Cooling	Nom.	kPa	16	17	19	21		27
Compressor	Type			Driven vapour compressor						
	Quantity			1			2			
Sound power level	Cooling	Nom.	dB(A)	99	105		106	107	109	
Sound pressure level	Cooling	Nom.	dB(A)	80		86	87	88	89	
Refrigerant	Type/GWP			R-513A/631						
	Charge		kg	130	180		190	320	350	
	Circuits	Quantity		1			2			
Piping connections			mm	139.7		219.1			273	
			mm			219.1				

Performances according to CSS software 10.33



Water cooled scroll heat pump

- One of the most compact units on the market: 600mm x 600mm x 600mm
- Low energy consumption
- Low operating sound level
- Easy installation and maintenance
- Stainless steel plate heat exchanger
- Low refrigerant volume
- Standard integrated: pressure ports, flow switch, filter, shut-off valves and air purge
- Advanced μC^2SE controller for direct connection to a Modbus based BMS or to a remote user interface



EWLQ-KC

Cooling Only				EWLQ-KC	014	025	033	049	064	
Cooling capacity	Nom.			kW	12.09	19.87	28.90	39.35	57.84	
Power input	Cooling	Nom.		kW	3.74	6.11	8.43	12.03	16.41	
Capacity control	Method			Fixed						
	Minimum capacity			%	100			50		
EER					3.237	3.254	3.429	3.27	3.524	
Dimensions	Unit	Height		mm	600					
		Width		mm	600					
		Depth		mm	600		1,200			
Weight	Unit			kg	62	124	130	238	249	
		Operation weight		kg	70	129	135	247	258	
Water heat exchanger - evaporator	Type			Brazen plate						
	Water volume			l	1.47	1.96	2.74	4.47	5.88	
	Water flow rate	Cooling	Nom.	l/s	0.576	0.947	1.378	1.876	2.757	
			Water pressure drop	Cooling	Nom.	kPa	9.71	16.4	21.6	20.5
Compressor	Type			Scroll compressor						
	Quantity				1			2		
Sound power level	Cooling	Nom.		dB(A)	69.0		76.0	72.0	79.0	
Sound pressure level	Cooling	Nom.		dB(A)	55.2		62.1	57.6	64.6	
Operation range	Evaporator	Cooling	Min.~Max.	°CDB	-10 ~20					
		Condenser	Heating	Min.~Max.	°CDB	20 ~55				
Refrigerant	Type/GWP			R-410A/2,088.0						
	Charge			kg	0.0					
	Circuits	Quantity			1			2		
Evaporator water inlet/outlet (OD)				G1"			G1" 1/2			
Unit	Starting current	Max		A	57.4	109.3	124.3	124.8	143.6	
		Running current	Cooling	Nom.	A	6.57	10.5	14.1	20.9	28.1
			Max		A	9.16	15.5	19.3	31.0	38.7
Power supply	Phase/Frequency/Voltage			Hz/V	3N~/50/400					

Condenserless multi-scroll chiller, standard efficiency, standard sound

- Single refrigerant circuit (2 scroll compressors) with single evaporator
- For chilled water production, to be combined with a remote condensing unit
- Compact design to allow easy indoor installation or retrofit operations
- Conceived for stacked installation of two single circuit units to reduce the footprint
- High efficiency and reliable scroll compressor
- Stainless steel plate heat exchanger



EWLQ-G-SS

Cooling only				EWLQ-G-SS		090	100	120	130	150	170	190	210	240	300	360
Cooling capacity	Nom.		kW	86.5	98.4	110	125	139	160	181	206	231	290	346		
Power input	Cooling	Nom.	kW	22.4	25.8	29.2	33.0	36.8	42.0	47.0	54.2	59.9	75.6	91.8		
Capacity control	Method			Step												
	Minimum capacity		%	50.0	43.0	50.0	44.0	50.0	45.0	50.0	43.0	50.0	40.0	50.0		
EER				3.86	3.81	3.78	3.79		3.80	3.86	3.80	3.85	3.84	3.77		
Dimensions	Unit	Height	mm	1,066												
		Width	mm	928												
		Length	mm	2,743												
Weight	Unit		kg	494	578	686	714	742	773	807	838	852	967	1,046		
	Operation weight		kg	525	615	729	760	791	826	863	901	916	1,044	1,134		
Water heat exchanger - evaporator	Type			Plate heat exchanger												
	Water volume		l	6	8		10	12	13	15	17		27	34		
	Water flow rate	Nom.	l/s	4.2	4.7	5.3	6.0	6.7	7.7	8.7	9.8	11.1	13.9	16.6		
	Water pressure drop	Cooling	Nom.	kPa	44		35	29		31	33	30	38	41		
Compressor	Type			Scroll compressor												
	Quantity			2												
Sound power level	Cooling	Nom.	dB(A)	80.0	83.0	85.0	87.0	88.0			90.0	92.0	93.0			
Sound pressure level	Cooling	Nom.	dB(A)	64.0	67.0	69.0	70.0	72.0			74.0	76.0		77.0		
Operation range	Evaporator	Cooling	Min.~Max.	-10~15												
	Condenser	Cooling	Min.~Max.	30~60												
Refrigerant	Type / GWP			R-410A/2,087.5												
	Circuits	Quantity		1												
Piping connections	Evaporator water inlet/outlet (OD)			1" 1/2				2" 1/2				3"				
	Starting current	Max	A	204	255	261	308	316	354	368	466	481.0	640	677		
	Running current	Cooling	Nom.	A	39	42	45	51	57	64	70	81	88	111	135	
		Max	A	59	66	72	80	88	102	116	131	145	183	221		
Power supply	Phase/Frequency/Voltage		Hz/V	3~/50/400												

Condenserless multi-scroll chiller, standard efficiency, standard sound

- Dual refrigerant circuit (4 scroll compressors) with single evaporator
- For chilled water production, to be combined with a remote condensing unit
- Compact design to allow easy indoor installation or retrofit operations
- High efficiency and reliable scroll compressor
- Stainless steel plate heat exchanger



Scroll compressor

EWLQ-L-SS

Microtech 4




EWLQ-L-SS

Cooling only		EWLQ-L-SS		180	205	230	260	290	330	380	430	480	540	600	660	720								
Cooling capacity	Nom.	kW		173	197	224	249	279	317	361	409	459	511	571	624	676								
Power input	Cooling	Nom.	kW		44.3	51.1	57.9	65.6	73.2	83.8	93.5	108	119	135	152	168	184							
Capacity control	Method	Step																						
	Minimum capacity	%		25.0	21.0	25.0	22.0	25.0	23.0	25.0	21.0	25.0	22.0	20.0	18.0	25.0								
EER					3.91	3.86	3.87	3.79	3.81	3.78	3.86	3.79	3.84	3.78	3.76	3.71	3.67							
Dimensions	Unit	Height	mm		1,970								2,090		2,210									
		Width	mm										928											
		Length	mm										2,801											
Weight	Unit	kg		832	1,007	1,202	1,252	1,333	1,380	1,432	1,511	1,560	1,609	1,694	1,833	1,957								
	Operation weight	kg		894	1,081	1,292	1,345	1,436	1,486	1,547	1,638	1,690	1,741	1,844	1,990	2,120								
Water heat exchanger - evaporator	Type	Plate heat exchanger																						
	Water volume	l		19	22	29		35		41		49		62										
	Water flow rate	Nom.	l/s		8.3	9.5	10.7	11.9	13.4	15.2	17.3	19.6	21.9	24.5	27.3	29.9	32.4							
	Water pressure drop	Cooling	Nom.	kPa		25		20		25		22		29		36		45		44		52		62
Compressor	Type	Scroll compressor																						
	Quantity	4																						
Sound power level	Cooling	Nom.	dBA		83.0	86.0	88.0	90.0	91.0		93.0		95.0		96.0									
	Sound pressure level	Cooling	Nom.	dBA		65.0	68.0	70.0	72.0	74.0		73.0		76.0		77.0		78.0						
Operation range	Evaporator	Cooling	Min.~Max.	°CDB		-10~15																		
	Condenser	Cooling	Min.~Max.	°CDB		30~60																		
Refrigerant	Type / GWP	R-410A/2,087.5																						
	Circuits	Quantity	2																					
Piping connections	Evaporator water inlet/outlet (OD)	3"																						
Unit	Starting current	Max	A		263	320	333	388	403	456	484	597	626	785	822	860	898							
	Running current	Cooling	Nom.	A		78	84	90	102	114	128	141	161	176	199	223	246	269						
		Max	A		118	131	144	160	175	205	232	262	290	328	366	403	441							
Power supply	Phase/Frequency/Voltage	Hz/V		3~/50/400																				

Condenserless screw chiller, standard efficiency, standard sound

- Compact design to allow easy indoor installation or retrofit operations
- Daikin semi-hermetic single screw stepless compressor
- **High energy efficiency both at full and part load conditions**
- Chilled water temperatures **down to -10°C** on standard unit
- Optimised for use with **R-134a**
- MicroTech 4 controller with superior control logic and easy interface




EWLD-J-SS

Cooling only				EWLD-J-SS	110	130	145	165	195	235	265
Cooling capacity	Nom.		kW	110	128	142	163	191	236	264	
Power input	Cooling	Nom.	kW	31.2	38.4	43.8	50.4	56.0	66.0	75.3	
Capacity control	Method			Stepless							
	Minimum capacity		%	25.0							
EER				3.51	3.33	3.25	3.24	3.42	3.58	3.51	
Dimensions	Unit	Height	mm	1,020							
		Width	mm	913							
		Length	mm	2,684							
Weight	Unit		kg	1,124	1,141	1,237	1,263	1,305	1,489	1,489	
		Operation weight	kg	1,138	1,159	1,253	1,281	1,327	1,518	1,518	
Water heat exchanger - evaporator	Type			Plate heat exchanger							
	Water volume		l	14	18	14	17	20	26	26	
	Water flow rate	Nom.	l/s	5.2	6.1	6.8	7.8	9.2	11.3	12.6	
	Water pressure drop	Cooling	Nom.	kPa	14	13	39	37	33	26	32
Compressor	Type			Single screw compressor							
	Quantity			1							
Sound power level	Cooling	Nom.	dB(A)	89.0							
Sound pressure level	Cooling	Nom.	dB(A)	79.0							
Operation range	Evaporator	Cooling	Min.~Max.	-10~-15 °CDB							
	Condenser	Cooling	Min.~Max.	25~60 °CDB							
Refrigerant	Type / GWP			R-134a/1,430							
	Circuits	Quantity		1							
Piping connections	Evaporator water inlet/outlet (OD)			76.2 mm							
Unit	Maximum Starting current		A	153		197		197	290	290	
	Nominal running current (RLA)	Cooling	A	52	62	72	81	91	107	120	
	Maximum running current		A	85	103	114	130	154	168	201	
Power supply	Phase/Frequency/Voltage		Hz/V	3~/50/400							

Performances according to CSS software 10.34

Condenserless screw chiller, standard efficiency, standard sound

- HFO R-1234ze(E) Refrigerant with Ozone Depletion Potential equal to zero and extremely low Global Warming Potential
- Daikin semi-hermetic single screw compressor
- Direct expansion plate to plate evaporator
- Shell and tube condenser
- Silver efficiency and standard sound
- Upgrade to new MicroTech 4 controller




EWLH-J-SS

				EWLH-J-SS	080	100	110	130	140	170	190	
Cooling capacity	Nom.			kW	84	102	109	127	143	174	193	
Power input	Cooling	Nom.		kW	23.3	28.1	31.8	37	41.5	49.6	56.3	
Capacity control	Method			Stepless								
	Minimum capacity			%	25							
EER					3.62	3.43	3.42	3.43	3.51	3.43		
Dimensions	Unit		Height	mm	1,020							
			Width	mm	913							
			Length	mm	2,684							
Weight	Unit			kg	1,124	1,141	1,237	1,263	1,305	1,489		
	Operation weight			kg	1,138	1,159	1,253	1,281	1,327	1,518		
Water heat exchanger - evaporator	Type			Plate heat exchanger								
	Water volume			l	14	18	14	17	20	26		
	Water flow rate		Cooling	Nom.	l/s	4	4.9	5.2	6	6.8	8.3	9.2
	Water pressure drop		Cooling	Nom.	kPa	9.7	9.9	17.5	17.6	16.2	15.5	18.7
Compressor	Type			Single screw compressor								
	Quantity				1							
Sound power level	Cooling	Nom.		dB(A)	88.9							
Sound pressure level	Cooling	Nom.		dB(A)	79							
Refrigerant	Type			R-1234(ze)								
	Circuits	Quantity			1							
Piping connections				mm	76.2							
Unit	Starting current		Max	A	153			197		290		
	Running current	Cooling	Nom.	A	42	48	59	65	72	84	92	
		Max		A	75	90	100	114	143	158	178	
Power supply	Phase/Frequency/Voltage			Hz/V	3~/50/400							


Performances according to CSS software 10.34

Condenserless screw chiller, standard efficiency, standard sound

- Refrigerant R-513A
- Daikin semi-hermetic single screw compressor
- Direct expansion plate to plate evaporator
- Shell and tube condenser
- Silver efficiency and standard sound
- Upgrade to new MicroTech 4 controller



Screw compressor



Microtech 4




EWLS-J-SS

				EWLS-J-SS	110	130	150	170	200	240	270
Cooling capacity	Nom.			kW	111	132	150	175	200	236	268
Power input	Cooling	Nom.		kW	32.2	38.7	44.8	51.2	58.2	69.4	78.8
Capacity control	Method			Stepless							
	Minimum capacity			%	25						
EER					3.44	3.4	3.35	3.41	3.44	3.41	3.4
Dimensions	Unit	Height		mm	1,020						
		Width		mm	913						
		Length		mm	2,684						
Weight	Unit			kg	1,124	1,141	1,237	1,263	1,305	1,489	
	Operation weight			kg	1,138	1,159	1,253	1,281	1,327	1,518	
Water heat exchanger - evaporator	Type			Plate heat exchanger							
	Water volume			l	14	18	14	17	20	26	
	Water flow rate	Cooling	Nom.	l/s	5.3	6.3	7.2	8.4	9.6	11.3	12.8
Compressor	Water pressure drop	Cooling	Nom.	kPa	16	15.8	31.1	31.5	30	27	33.8
	Type			Single screw compressor							
Sound power level	Quantity			1							
	Cooling	Nom.		dB(A)	88.9						
Sound pressure level	Cooling	Nom.		dB(A)	79						
	Type			R-513A							
Refrigerant	Circuits	Quantity		1							
	Piping connections			mm	76.2						
Unit	Starting current	Max		A	154			198		291	
	Running current	Cooling	Nom.	A	54	65	75	84	94	111	125
		Max		A	81	96	108	122	141	164	185
Power supply	Phase/Frequency/Voltage			Hz/V	3~/50/400						

Performances according to CSS software 10.34

Condenserless screw chiller, standard efficiency, standard sound

- DX shell and tube evaporator – one pass refrigerant side for easy oil circulation and return
- Stepless single-screw compressor
- Standard electronic expansion valve
- Optimised for use with R-134a



Microtech 4





EWLD-I-SS

Cooling only				EWLD-I-SS	320	400	420	500	600	650	750	800	850	900	950	C10	C11	C12	C13	C14	C15	C16	C17
Cooling capacity	Nom.		kW	315	374	437	509	607	670	740	802	865	935	975	1,029	1,097	1,144	1,210	1,278	1,330	1,381	1,433	
Power input	Cooling	Nom.	kW	80.3	96.0	113	134	160	175	192	208	224	246	264	283	286	302	318	336	356	375	395	
Capacity control	Method			Stepless																			
	Minimum capacity		%	25.0						12.5						8.3							
EER				3.93	3.89	3.88	3.79	3.80	3.82	3.86			3.81	3.69	3.64	3.83	3.79	3.80			3.74	3.68	3.63
Dimensions	Unit	Height	mm	1,899						2,325						2,415							
		Width	mm	1,464												2,135							
		Length	mm	3,114						4,391						4,426							
Weight	Unit		kg	1,861	1,869	1,884	3,331	3,339	3,347	3,356	3,364	3,412		5,146	5,167	5,188		5,208					
	Operation weight		kg	2,054	2,052	2,056	3,602		3,603	3,604	3,605	3,645		5,667	5,671	5,677		5,680					
Water heat exchanger - evaporator	Type			Single pass shell and tube																			
	Water volume		l	193	183	172	271	263	256	248	241	233		504		489	472	504		489	472		
	Water flow rate	Nom.	l/s	15.1	17.9	20.9	24.4	29.1	32.1	35.4	38.4	41.4	44.8	46.7	49.3	52.5	54.8	57.9	61.2	63.7	66.1	68.6	
Compressor	Type	Quantity		Single screw compressor																			
					1						2						3						
Sound power level	Cooling	Nom.	dB(A)	94.0	97.0						98.0	99.0	100.0			101.0			103.0				
				75.0	76.0	78.0			79.0	80.0	81.0			80.0			81.0			83.0			
Operation range	Evaporator	Cooling	Min.~Max.	-8~15																			
	Condenser	Cooling	Min.~Max.	25~60																			
Refrigerant	Type / GWP			R-134a/1,430																			
	Circuits	Quantity		1						2						3							
Piping connections	Evaporator water inlet/outlet (OD)			42mm																			
Unit	Maximum starting current		A	330	464			493	627	650	681	703		836		867	898		920	942			
	Nominal running current (RLA)	Cooling	A	131	157	181	214	260	287	313	338	361	391	420	448	470	493	517	542	571	601	631	
	Maximum running current		A	204	233	271	299	407	436	465	504	542	570	597	670	698	737	775	814	841	868	896	
Power supply	Phase/Frequency/Voltage		Hz/V	3~/50/400																			



Water cooled centrifugal chiller, high efficiency, standard sound

- No friction loss, no oil contamination, no additional oil management systems and an increased equipment life thanks to the magnetic bearing technology
- Excellent part load efficiency
- Totally oil-free operation resulting in reduced maintenance costs and increased reliability
- Compact footprint through stacked heat exchanger lay-out
- Increased installation flexibility thanks to limited dimensions
- Easy handling: thanks to its compact size, it can easily pass through the doorway
- MicroTech 4 controller with superior control logic and easy interface
- A wide portfolio of options is available to meet different requirements.
- The compressor vibration levels are extremely low as a result of the high-speed design
- Optimised for highly efficient R134a refrigerant and compatible with next generation refrigerants



Microtech 4





EWWD-DZXS

Cooling Only				EWWD-DZXS	320	440	530	610	640	700	880	C10	C13	C14	C15	C21			
Space cooling	A Condition	Pdc	kW	320.01	443.01	528	610.02	638.01	699.97	883.01	1,056	1,325.26	1,402	1,564.57	2,070.42				
	(35°C - 27/19)																		
		ηs,c	%	334	314	324	344	349	342	350	363	349.8	362	360.6	365.4				
SEER				8.72	8.65	9.08	8.91	8.95	8.79	8.99	9.31	8.86	9.32	9.13	9.28				
Cooling capacity	Nom.		kW	320	443	528	610	638	700	883	1,056	1,325	1,402	1,565	2,070				
Power input	Cooling	Nom.	kW	66.5	88.5	102	124.7	131	126	176	205	272	256	310	391				
Capacity control	Method			Variable															
	Minimum capacity		%	30	21	16	15	18	11	7	9	8	6						
EER				4.81	5	5.14	4.89	4.85	5.53	5.01	5.15	4.88	5.46	5.04	5.3				
ESEER				7.94	7.92	8.2	7.78	8.16	8.08	8.09	8.39	-	8.29	-	-				
IPLV				9.38	9.33	9.7	9.41	9.5	9.86	9.52	9.91	9.18	10.1	9.5	9.42				
Dimensions	Unit	Height	mm	1,865			1,985			2,200		2,083		2,200		2,225		2,290	
		Width	mm	1,055			1,160			1,270		1,510		1,270		1,510			
		Length	mm	3,625				3,585				3,580		4,793		3,580		4,768	
Weight	Unit		kg	1,700	1,900	2,000	2,850		2,600	2,900	3,600	4,350	3,800	4,750	5,500				
		Operation weight	kg	1,973	2,216	2,347	3,197	3,344	3,102	3,458	4,292	5,020	4,579	5,540	6,570				
Water heat exchanger - evaporator	Type			Flooded shell and tube															
	Water volume		l	70	96	107		134		156	199	271.8	229	317.4	444.3				
	Water flow rate	Nom.	l/s	15.3	21.2	25.3	29.1	30.5	33.5	42.3	50.6	-	67.2	-	-				
		Cooling	Nom.	l/s	-														
Water pressure drop	Cooling	Nom.	kPa	47.4	40.6	45	59.1	51	61.3	64	60.4	60.1	74	61.1	71.9				
Water heat exchanger - condenser	Type			Shell and tube										Flooded Shell & Tube	Shell and tube	Flooded Shell & Tube			
	Water volume		l	83	100	120		170	188	211	263	359.9	320	442.6	603.6				
	Water flow rate	Nom.	l/s	18.3	25.3	30.1	35.1	36.7	39.4	50.5	60.1	-	79.1	-	-				
		Cooling	Nom.	l/s	-														
Water pressure drop	Cooling	Nom.	kPa	49.2	59.5	54.5	74	46.2	41.6	50.9	50.3	56	52.9	43	57				
Compressor	Type			Driven vapour compressor															
	Quantity			1			2		1		2		3		2		3		
Sound power level	Cooling	Nom.	dB(A)	87.9	88.9	89.9	91.1	91	91.1	92	93.3	99	94.3	100	101				
Sound pressure level	Cooling	Nom.	dB(A)	69.6	70.6	71.6	72.6			73.6		74.6	80	75.6	81	82			
Operation range	Evaporator	Cooling	Min.~Max.	4~20															
	Condenser	Cooling	Min.~Max.	20~55		20~42		20~55		20~42		20~55		20~42		20~42			
Refrigerant	Type/GWP			R-134a/1,430															
	Charge		kg	120				180				230	320	230	340	390			
	Circuits	Quantity		1															
Refrigerant charge		TCO2Eq		172				257				329	-	329	-				
Piping connections		mm		139.7				168.3				219.1							
Piping connections		mm		139.7				168.3				219.1							
Unit	Running current	Cooling	Nom.	A	100.55	138.22	155.23	203.41	200.56	190.23	274.86	309.17	445	383.87	471.7	588			
		Max	A	134	208	166	267		196	417	331	631	392	511	589				
Power supply	Phase/Frequency/Voltage		Hz/V	3~/50/400															

Performances according to CSS software 10.27

Water cooled centrifugal chiller, high efficiency, standard sound

- No friction loss, no oil contamination, no additional oil management systems and an increased equipment life thanks to the magnetic bearing technology
- Excellent part load efficiency
- Totally oil-free operation resulting in reduced maintenance costs and increased reliability
- Compact footprint through stacked heat exchanger lay-out
- Increased installation flexibility thanks to limited dimensions
- Easy handling: thanks to its compact size, it can easily pass through the doorway
- MicroTech 4 controller with superior control logic and easy interface
- A wide portfolio of options is available to meet different requirements.
- The compressor vibration levels are extremely low as a result of the high-speed design
- Optimised for highly efficient R134a refrigerant and compatible with next generation refrigerants



Microtech 4





EWWD-DZXE

Cooling Only		EWWD-DZXE													
		340	470	570	670	680	740	950	C10	C11	C14	C15	C17	C22	
Space cooling	A Condition Pdc (35°C - 27/19)	kW													
	η _{s,c}	335	316	326	345	349	346	352	339.8	365	350.6	366	359	370.2	
SEER		8.67	8.7	9.14	8.89	8.99	8.9	9.06	8.83	9.39	8.91	9.43	9.14	9.41	
Cooling capacity	Nom.	kW													
Power input	Cooling Nom.	kW													
Capacity control	Method	Variable													
	Minimum capacity	29	20	15	17	10				7	9	7	6		
EER		4.88	5.07	5.22	4.84	4.91	5.65	5.08	4.94	5.23	4.98	5.6	5.12	5.53	
ESEER		7.81	7.83	8.11	7.52	8	8.09	7.96	-	8.26	-	8.22	-		
IPLV		9.29	9.3	9.71	9.22	9.37	9.9	9.46	9.33	9.86	9.2	10.1	9.49	9.52	
Dimensions	Unit														
	Height	1,865			1,985				2,082	2,200	2,083	2,200	2,225	2,290	
	Width	1,055			1,160				1,510	1,270	1,510	1,270	1,510	1,510	
	Length	3,625				3,585			4,688	3,580	4,793	3,580	4,768	4,812	
Weight	Unit	kg													
	Operation weight	2,033	2,276	2,407	3,197	3,354	3,162	3,568	4,970	4,412	5,370	4,699	5,890	6,920	
Water heat exchanger - evaporator	Type	Flooded shell and tube													
	Water volume	70	96	107	134	156	207.3	199	317.4	229	317.4	444.3			
	Water flow rate	Nom.	16.4	22.7	27.1	32	32.7	35.6	45.3	-	54.1	-	70.9	-	
		Cooling Nom.	l/s												
	Water pressure drop	Cooling Nom.	54.2	46.5	51.5	71.4	58.3	68.7	73.2	61.4	68.9	70.7	82	70.7	78.9
Water heat exchanger - condenser	Type	Shell and tube													
	Water volume	83	100	120	170	188	211	326.4	263	359.9	320	442.6	603.6		
	Water flow rate	Nom.	19.6	27	32.1	38.6	39.1	41.6	53.9	-	64.1	-	83	-	
		Cooling Nom.	l/s												
	Water pressure drop	Cooling Nom.	56.4	68.4	62.4	90	52.9	46.7	58.3	44	57.6	66	58.5	50	62
Compressor	Type	Driven vapour compressor													
	Quantity	1	2	1	2	3	2	3	2	3	2	3			
Sound power level	Cooling Nom.	dBA													
Sound pressure level	Cooling Nom.	dBA													
Operation range	Evaporator Cooling	Min.~Max. °CDB													
	Condenser Cooling	Min.~Max. °CDB													
Refrigerant	Type/GWP	R-134a/1,430													
	Charge	kg													
	Circuits	Quantity													
Refrigerant charge	TCO ₂ Eq														
Piping connections	mm	139.7													
Piping connections	mm	139.7													
Unit	Running current	Cooling Nom. A													
		Max A													
Power supply	Phase/Frequency/Voltage	Hz/V													

Performances according to CSS software 10.27

Water cooled centrifugal chiller, high efficiency, standard sound

- No friction loss, no oil contamination, no additional oil management systems and an increased equipment life thanks to the magnetic bearing technology
- Excellent part load efficiency
- Totally oil-free operation resulting in reduced maintenance costs and increased reliability
- Compact footprint through stacked heat exchanger lay-out
- HFO R1234zeE Refrigerant with Ozone Depletion Potential equal to zero and extremely low Global Warming Potential
- Increased installation flexibility thanks to limited dimensions
- Easy handling: thanks to its compact size, it can easily pass through the doorway
- MicroTech 4 controller with superior control logic and easy interface
- A wide portfolio of options is available to meet different requirements.
- The compressor vibration levels are extremely low as a result of the high-speed design



Microtech 4





EWWH-DZXS

Cooling Only				EWWH-DZXS												
				230	320	380	430	455	460	640	755	920	945	C11	C13	
Space cooling	A Condition	Pdc	kW	227.08	318.33	376.33	455.13	454.66	474.48	637.15	752.27	917.79	945.8	1,126	1,352	
		(35°C - 27/19)														
		ηs,c	%	330	346		342		339	352	354	353	360.2	359.4	364.2	
SEER				8.78	8.66	8.67	8.8	8.78	8.32	9.04	9.07	9.06	9.02	9.04	9.13	
Cooling capacity	Nom.		kW	227	318	376	455		461	637	752	918	945.8	1,126	1,352	
Power input	Cooling	Nom.	kW	45.6	60.5	71.4	93.3	90.6	79.3	120.5	142.1	158.8	181	216.5	237.7	
Capacity control	Method			Variable									Stepless			
	Minimum capacity		%	24	21	20	13	12	20	11	10		11		16	
EER				4.98	5.27		4.88	5.02	5.81	5.29		5.78	5.22	5.2	5.69	
ESEER				7.78	7.97	7.98	7.89	8.06	7.76	8.26	8.3	8.16	-			
IPLV				9.37	9.52	9.56	9.44	9.5		9.74	9.78	9.74	9.54	9.57	9.71	
Dimensions	Unit	Height	mm	1,865			1,985			2,200			2,083	2,225	2,290	
		Width	mm	1,055			1,160			1,270			1,510			
		Length	mm	3,625			3,585			3,580			4,793	4,768	4,812	
Weight	Unit		kg	1,700	1,900	2,000	2,850		2,600	2,900	3,600	3,800	4,350	4,750	5,500	
		Operation weight	kg	1,973	2,216	2,347	3,197	3,344	3,102	3,458	4,292	4,579	5,020	5,540	6,570	
Water heat exchanger - evaporator	Type			Flooded shell and tube												
	Water volume		l	70	96	107		134		156	199	229	271.8	317.4	444.3	
	Water flow rate	Cooling	Nom.	l/s	10.8	15.2	18	20.5	21.7	22	30.4	35.9	43.9	45.2	53.8	64.6
	Water pressure drop	Cooling	Nom.	kPa	28.2	24.6	26.8	31.7	27.8	28.6	35.9	33	34.3	30	31	
Water heat exchanger - condenser	Type			Shell and tube									Flooded Shell & Tube			
	Water volume		l	83	100	120		170	188	211	263	320	359.9	442.6	603.6	
	Water flow rate	Cooling	Nom.	l/s	13	18.1	21.4	24.5	26.1	25.8	36.2	42.7	51.4	53.8	64.2	76
	Water pressure drop	Cooling	Nom.	kPa	24	30	27	35	23	17	25		22	27	26	24
Compressor	Type			Driven vapour compressor												
	Quantity			1			2		1		2		3			
Sound power level	Cooling	Nom.	dB(A)	87.9	88.9	89.9	91.1	91	91.1	92	93.3	94.3	99	100	101	
Sound pressure level	Cooling	Nom.	dB(A)	69.6	70.6	71.6	72.6		73.6		74.6	75.6	80	81	82	
Operation range	Evaporator	Cooling	Min.-Max.	4~20												
	Condenser	Cooling	Min.-Max.	4~20												
Refrigerant	Type/GWP			R-1234(ze)/7												
	Charge		kg	120			180			230		320	340	390		
	Circuits	Quantity		1												
Refrigerant charge			TCO2Eq	1			2		-							
Piping connections			mm	139.7			168.3			219.1		168.3	219.1			
			mm	139.7			168.3			219.1		168.3	219.1			
Unit	Running current	Cooling	Nom.	A	72	99	112	133	144	125	198	222	249	297.8	339.2	374.1
Unit	Running current	Max		A	95	150	123	190		142	300	246	284	451	370	448
Power supply	Phase/Frequency/Voltage		Hz/V	3~/50/400												

Performances according to CSS software 10.27

Water cooled centrifugal chiller, high efficiency, standard sound

- No friction loss, no oil contamination, no additional oil management systems and an increased equipment life thanks to the magnetic bearing technology
- Excellent part load efficiency
- Totally oil-free operation resulting in reduced maintenance costs and increased reliability
- Compact footprint through stacked heat exchanger lay-out
- HFO R1234zeE Refrigerant with Ozone Depletion Potential equal to zero and extremely low Global Warming Potential
- Increased installation flexibility thanks to limited dimensions
- Easy handling: thanks to its compact size, it can easily pass through the doorway
- MicroTech 4 controller with superior control logic and easy interface
- A wide portfolio of options is available to meet different requirements.
- The compressor vibration levels are extremely low as a result of the high-speed design



Microtech 4




EWWH-DZXE

Cooling Only				EWWH-DZXE													
				245	345	405	470	480	490	685	740	810	955	C10	C12	C14	
Space cooling	A Condition Pdc		kW	241.98	339.33	401.93	460.88	483.83	486.57	678.69	741	802.77	944.73	1,033	1,226	1,417	
	(35°C - 27/19)			%	331	350	335	345	344	356	344.6	358	356	364.2	371.8		
SEER				8.85	8.75	8.79	8.94	8.4	8.9	9.18	8.8	9.22	9.15	9.17	9.35		
Cooling capacity	Nom.		kW	242	339	402	487	474	484	679	741	803	945	1,033	1,226	1,417	
Power input	Cooling	Nom.	kW	47.9	63.4	75.1	98.7	79.5	95.1	126.3	144.6	149.4	159.2	192.9	229.5	238.3	
Capacity control	Method			Variable						Stepless	Variable		Stepless				
	Minimum capacity		%	24	20	19	12	20	12	10	12	9	10	11	17		
EER				5.05	5.35	4.93	5.97	5.09	5.37	5.13	5.37	5.93	5.35	5.34	5.94		
ESEER				7.78	8.02	8	7.75	7.83	8.04	8.22	-	8.27	8.23	-	-		
IPLV				9.33	9.54	9.58	9.36	9.56	9.43	9.74	9.44	9.79	9.8	9.62	9.65	9.72	
Dimensions	Unit	Height	mm	1,865			1,985			2,082		2,200		2,083	2,225	2,290	
		Width	mm	1,055			1,160			1,510		1,270		1,510			
		Length	mm	3,625			3,585			4,688		3,580		4,793	4,768	4,812	
Weight	Unit			kg	1,750	1,950	2,050	2,850	2,650	2,850	3,000	4,400	3,700	3,900	4,700	5,100	5,900
	Operation weight		kg	2,033	2,276	2,407	3,197	3,162	3,354	3,568	4,970	4,412	4,699	5,370	5,890	6,920	
Water heat exchanger - evaporator	Type		Flooded shell and tube														
	Water volume		l	70	96	107	134	156	207.3	199	229	317.4	444.3				
	Water flow rate	Cooling Nom.	l/s	11.6	16.2	19.2	22.4	22.6	23.1	32.4	34.9	38.4	45.2	48.7	57.9	67	
	Water pressure drop	Cooling Nom.	kPa	29.7	28.4	37.8	30.8	32	41.3	31	38.1	36.9	37	38	33		
Water heat exchanger - condenser	Type		Shell and tube						Flooded Shell & Tube	Shell and tube		Flooded Shell & Tube					
	Water volume		l	83	100	120	188	170	211	326.4	263	320	359.9	442.6	603.6		
	Water flow rate	Cooling Nom.	l/s	13.9	19.2	22.8	26.7	26.4	27.7	38.5	41.8	45.5	52.8	57.8	68.8	78.4	
	Water pressure drop	Cooling Nom.	kPa	28	34	31	42	18	26	29	21	28	23	33	30	26	
Compressor	Type		Driven vapour compressor														
	Quantity			1			2		1		2		3		2		3
Sound power level	Cooling	Nom.	dB(A)	87.9	88.9	89.9	91.1	91	92	98	93.3	94.3	99	100	101		
Sound pressure level	Cooling	Nom.	dB(A)	69.6	70.6	71.6	72.6	73.6	79	74.6	75.6	80	81	82			
Operation range	Evaporator	Cooling	Min.-Max.	4~20													
	Condenser	Cooling	Min.-Max.	20~55			20~42		20~55		20~42		20~55		20~42		
Refrigerant	Type/GWP		R-1234(ze)/7														
	Charge		kg	130			120	190	200	350	250	400	420	470			
	Circuits	Quantity		1													
Refrigerant charge			TCO2Eq	1			-	2		-							
Piping connections			mm	139.7						168.3			219.1				
			mm	139.7						168.3			219.1	168.3	219.1		
Unit	Running current	Cooling	Nom.	A	75	103	117	142	125	150	205	277	232	249	311	249	
Unit	Running current	Max	A	95	150	123	190	142	190	300	286	246	284	451	370	448	
Power supply	Phase/Frequency/Voltage		Hz/V	3~/50/400													

Performances according to CSS software 10.27

Water cooled centrifugal chiller, high efficiency, standard sound

- No friction loss, no oil contamination, no additional oil management systems and an increased equipment life thanks to the magnetic bearing technology
- Excellent part load efficiency
- Totally oil-free operation resulting in reduced maintenance costs and increased reliability
- Compact footprint through stacked heat exchanger lay-out
- Increased installation flexibility thanks to limited dimensions
- Easy handling: thanks to its compact size, it can easily pass through the doorway
- MicroTech 4 controller: sophisticated adaptive software logic for stable operating conditions
- A wide portfolio of options is available to meet different requirements.
- The compressor vibration levels are extremely low as a result of the high-speed design
- Optimised for highly efficient R-513A refrigerant and compatible with next generation refrigerants




EWWS-DZXS

Cooling Only				EWWS-DZXS												
				320	440	530	610	640	700	880	C10	C13	C14	C15	C21	
Space cooling	A Condition Pdc (35°C - 27/19)			kW	315.85	438.98	520.21	629.71	630.64	694.46	875.77	1,043.15	1,304.67	1,390.46	1,549.85	2,027.16
	ηs,c			%	3.416	3.376	3.54	3.448	3.508	3.428	3.508	3.636	3.448	3.624	3.552	3.608
SEER					8.74	8.64	9.05	8.82	8.97	8.77	8.97	9.29	8.82	9.26	9.08	9.22
Cooling capacity	Nom.			kW	316	439	520	609	631	694	876	1,043	1,305	1,390	1,550	2,027
Power input	Cooling	Nom.		kW	67.1	90	103	126	132	127	177	205	270	257	312	384
Capacity control	Method				Variable											
	Minimum capacity			%	30	21	16	15	18	11			7	9	8	6
EER					4.71	4.88	5.05	4.82	4.77	5.44	4.92	5.08	4.82	5.4	4.96	5.27
IPLV					9.31	9.25	9.61	9.29	9.44	9.77	9.45	9.83	9.1	9.96	9.38	9.34
Dimensions	Unit	Height	mm	1,865			1,985			2,200		2,083	2,200	2,225	2,290	
		Width	mm	1,055			1,160			1,270	1,510	1,270	1,510			
		Depth	mm	3,625			3,585			3,580	4,793	3,580	4,768	4,812		
Weight	Unit			kg	1,700	1,900	2,000	2,850		2,600	2,900	3,600	4,350	3,800	4,750	5,500
		Operation weight		kg	1,973	2,216	2,347	3,197	3,344	3,102	3,458	4,292	5,020	4,579	5,540	6,570
Water heat exchanger - evaporator	Type			Flooded shell and tube												
	Water volume			l	70	96	107		134		156	199	272	229	317	444
	Water flow rate	Cooling	Nom.	l/s	15.3	21.3	25.2	29.1	30.6	33.7	42.5	50.5	63.1	67.4	75	98.1
Water heat exchanger - condenser	Type			Flooded Shell & Tube												
	Water volume			l	83	100	120		170	188	211	263	360	320	443	604
	Water flow rate	Cooling	Nom.	l/s	18.4	25.4	30.1	34.9	36.8	39.6	50.8	60.2	75.9	79.5	89.9	116
Compressor	Type			Driven vapour compressor												
	Quantity			1			2		1	2		3	2	3		
	Sound power level	Cooling	Nom.	dBA	87.9	88.9	89.9	91.1	91.0	91.1	92.0	93.3	93.5	94.3	94.8	95.8
Sound pressure level	Cooling	Nom.	dBA	69.6	70.6	71.6	72.6		73.6		74.6	73.9	75.6	75.2	76.2	
Refrigerant	Type/GWP			R-513A/631												
	Charge			kg	120	150	120	140	190	180	200	230	240	230	270	
	Circuits	Quantity		1												
Piping connections			mm	139.7			168.3			219.1			219.1			
			mm	139.7			168.3			219.1			219.1			

Water cooled centrifugal chiller, high efficiency, standard sound

- No friction loss, no oil contamination, no additional oil management systems and an increased equipment life thanks to the magnetic bearing technology
- Excellent part load efficiency
- Totally oil-free operation resulting in reduced maintenance costs and increased reliability
- Compact footprint through stacked heat exchanger lay-out
- Increased installation flexibility thanks to limited dimensions
- Easy handling: thanks to its compact size, it can easily pass through the doorway
- MicroTech 4 controller: sophisticated adaptive software logic for stable operating conditions
- A wide portfolio of options is available to meet different requirements.
- The compressor vibration levels are extremely low as a result of the high-speed design
- Optimised for highly efficient R-513A refrigerant and compatible with next generation refrigerants





EWWS-DZXE

Cooling Only				EWWS-DZXE													
				340	470	570	670	680	740	950	C10	C11	C14	C15	C17	C22	
Space cooling	A Condition Pdc (35°C - 27/19)	kW	ηs,c	336.72	471.24	558.03	676.76	674.49	728.69	941.72	1,024.55	1,117.07	1,419.67	1,450.66	1,652.82	2,128.56	
				%	3.428	3.396	3.568	3.452	3.52	3.464	3.532	3.444	3.664	3.464	3.668	3.556	3.656
SEER				8.77	8.69	9.12	8.83	9	8.86	9.03	8.81	9.36	8.86	9.37	9.09	9.34	
Cooling capacity	Nom.	kW		337	471	558	671	674	729	942	1,025	1,117	1,420	1,451	1,653	2,129	
Power input	Cooling Nom.	kW		70.2	95.1	108	139		129	188	209	215	287	259	324	385	
Capacity control	Method	Variable															
	Minimum capacity	%		29	20		15		17	10		7	9	7	6		
EER				4.8	4.96	5.15	4.8	4.85	5.61	5.01	4.89	5.18	4.94	5.6	5.1	5.52	
IPLV				9.22	9.2	9.59	9.11	9.31	9.78	9.38	9.25	9.81	9.12	9.98	9.4	9.41	
Dimensions	Unit	Height	mm	1,865				1,985				2,082	2,200	2,083	2,200	2,225	2,290
		Width	mm	1,055				1,160				1,510	1,270	1,510	1,270	1,510	
		Depth	mm	3,625				3,585				4,688	3,580	4,793	3,580	4,768	4,812
Weight	Unit	kg	1,750	1,950	2,050	2,850		2,650	3,000	4,400	3,700	4,700	3,900	5,100	5,900		
	Operation weight	kg	2,033	2,276	2,407	3,197	3,354	3,162	3,568	4,970	4,412	5,370	4,699	5,890	6,920		
Water heat exchanger - evaporator	Type	Flooded shell and tube															
	Water volume	l	70	96	107		134		156	207	199	272	229	317	444		
	Water flow rate	Cooling Nom. l/s	16.3	22.9	27	32	32.7	35.3	45.6	49.6	54.1	68.8	70.3	80.1	102		
Water heat exchanger - condenser	Type	Flooded Shell & Tube															
	Water volume	l	83	100	120		170	188	211	326	263	360	320	443	604		
	Water flow rate	Cooling Nom. l/s	19.6	27.3	32.1	38.4	39.2	41.4	54.4	59.5	64.2	82.3	82.5	95.5	121		
Compressor	Type	Driven vapour compressor															
	Quantity		1				2		1	2	3	2	3	2	3		
	Sound power level	Cooling Nom. dBA	87.9	88.9	89.9	91.1	91.0	91.1	92.0	92.6	93.3	93.5	94.3	94.8	95.8		
Sound pressure level	Cooling Nom. dBA	69.6	70.6	71.6	72.6				73.6	73	74.6	73.9	75.6	75.2	76.2		
Refrigerant	Type/GWP	R-513A/631															
	Charge	kg	160	130		200		190	200	270	250	270	250	300	355		
	Circuits	Quantity	1														
Piping connections		mm	139.7				168.3				219.1						
		mm	139.7				168.3				219.1						

Water cooled centrifugal chiller, high efficiency, standard sound

- Single Compressor chiller
- High part load efficiency with Daikin VFD Unit Mounted - Refrigerant Cooled
- Low Harmonics VFD option
- Excellent Full Load performance
- Unloading down to 10% without Hot Gas By Pass
- Refrigerant flexibility with R-134a, R-1234ze and R-513A
- Reduced refrigerant quantity
- Touch screen operator panel
- Unit mounted control panel
- Rapid restart for fast start-up after power loss
- Heat pump mode



Microtech 4

Daikin Centrifugal Compressor

No compromises in application flexibility

- Proven compressor technology (Daikin centrifugal compressor design)



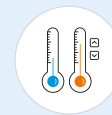
Rapid restart for fast start-up after power loss

The UPS keeps the controller switched on enabling the unit to quickly reach the full load. Focused on data centre and all applications where the cooling capacity supply is crucial.



Reduced refrigerant quantity

Thanks to the new high efficiency tubes and more compact heat exchanger design.



Heat pump mode

With reversibility on water side whenever a heating load is demanded thus improving suitability for applications with changing load during the year.




DWSC-C

Cooling Only		DWSC C	DWSC C	DWSC C
Cooling capacity	Min./Max.	kW	1,050 (1)/4,500 (1)	700 (1)/3,300 (1)
Compressor	Type		Single stage centrifugal compressor	Single stage centrifugal compressor
Refrigerant	Type		R-134a/R-513A	R-1234(ze)
Power supply	Frequency	Hz	50/60	50/60

(1) AHRI conditions

Water cooled centrifugal chiller, high efficiency, standard sound

- Lower equipment, installation and annual operating costs than two single compressor chillers
- Main components can be removed or repaired without shutting down the unit as the chiller has two of everything (compressors, lubrication systems, control systems and starters)
- Compact design for small footprint and minimised installation space
- Unloading to 5% of full load provides improved stability of the chilled water temperature and less harmful cycling of compressors
- High efficiency flooded type shell and tube evaporator/condensers




Free cooling operation
Allows to reduce the power consumption generated by traditional mechanical cooling.

Touch screen operator panel



The touch screen operator panel is visually intuitive and easy to use, improving operator productivity. Key status updates and control information are accessible instantly at a glance.

Unit mounted control panel



DWDC-C

Cooling Only		DWDC C	DWDC C	DWDC C
Cooling capacity	Min./Max.	kW	2,100 (1)/9,000 (1)	1,400 (1)/6,700 (1)
Compressor	Type		Single stage centrifugal compressor	Single stage centrifugal compressor
Refrigerant	Type		R-134a/R-513A	R-1234(ze)
Power supply	Frequency	Hz	50/60	50/60

(1)AHRI conditions

Welcome to Daikin on Site (DoS),

the future of HVAC management and a revolution in digital services. Our unique platform integrates state-of-the-art technology to deliver the best digital solutions. With DoS, you will experience remote monitoring and control for chiller plants and air handling units via our cloud-based system. Our focus is on maximizing uptime, enhancing efficiency, and extending equipment life. Real-time data access and expert support allow us to spot cost-saving opportunities and prevent unexpected issues, ensuring a smooth user experience. Embrace intelligent HVAC management with Daikin on Site.

Benefits and Value



Remote Monitoring

Keep an eye on your chiller plants and air handling units from anywhere with internet access, ensuring peace of mind and quick response to any issues, thus minimizing downtime and maximizing productivity.



Alarm Notifications

Receive instant alerts for any abnormalities or issues detected within your HVAC systems, allowing you to take immediate action and prevent costly disruptions, ensuring continuous operation and customer satisfaction.



Real-Time Data Access

Gain instant access to real-time performance data, allowing you to make informed decisions swiftly, optimize system efficiency, and identify cost-saving opportunities in real-time.



Customizable Dashboard

Tailor your dashboard to display the metrics and information most relevant to your operations, providing you with a personalized and intuitive interface for efficient monitoring and control of your HVAC systems.



Remote Control

Adjust settings and parameters remotely, enabling you to fine-tune your HVAC systems without the need for on-site intervention, saving time and resources while ensuring optimal performance.



Data Analytics

Utilize advanced data analytics to analyze historical performance trends, identify patterns, and predict potential issues before they occur, enabling proactive maintenance and minimizing the risk of unexpected downtime.



Datapoint trend analysis

Ticket status	Raised	Priority	Event state	Label	Address	Plant name
Open	2024.07.16 11:20:26	Class 1	OFF Normal	+ 14.12.2023 22:23...		
Open	2024.07.16 12:08:57	Class 1	OFF Normal			
Open	2024.07.16 12:10:57	Class 1	High load	+ 20.11.2023 07:51...		
Open	2024.07.16 07:49:27	Class 1	OFF Normal	+ 02.12.2023 10:16...		
Open	2024.07.09 12:32:29	Class 1	Fault	+ 14.12.2023 11:36...		
Open	2024.07.09 12:32:29	Class 1	Fault	+ 14.12.2023 11:36...		

Advanced Alarm Dashboard



With Daikin on Site, you're not just monitoring your systems — you're optimizing, predicting, and staying one step ahead at all times.

Subscription

	DoS PREMIUM	DoS PARTNER	DoS CONNECT
Number of parameters	Up to 500	Up to 200	Up to 100
Web graphics	INCLUDED	INCLUDED	INCLUDED
Core features	INCLUDED	INCLUDED	INCLUDED
Advanced features	INCLUDED	NOT INCLUDED	NOT INCLUDED
Target Products	Large/Medium Chillers (ICM)	Large/Medium Chillers, 3rd Part Chillers, M&M Kit	Small Chillers and AHU

Now available

Main features

	Description	DoS PREMIUM	DoS PARTNER	DoS CONNECT
Datapoints	The maximum number of available datapoints from the unit for monitoring	up to 500	up to 200	up to 100
Data Storage	The duration of storage for historical datapoint values	10-years	1-year	1-year
Reporting	Reports for comprehensive data analysis and visualization	•	•	•
Core Features				
Map & KPI	Map overview with quick KPI indicators for a snapshot of performance metrics	•	•	•
Remote Alarm Notification	Email notifications when alarms occur, keeping users promptly informed of any issues	•	•	•
Alarm Dashboard	Overview of alarm troubleshooting and ticket management	•	•	•
Datapoint List	Provides datapoint details for each chiller and Air Handling Units (AHUs) in the plant	•	•	•
Web Graphics	Interactive visualization of data. Web graphic section in read/write mode	•	•	•
Dashboard	Graphical overview of the unit operations	•	•	•
Trend Viewer	Visually track selected KPI trends	•	•	•
Scheduler	Enables schedule start and stop times for the unit operations	•	•	•
Web Access	Virtual duplication of physical unit display, authorized user can make changes to control setting of unit	•	•	•
Advanced features				
Leak Detection	Designed to identify and locate refrigerant leaks or insufficient level of refrigerant	•		
Predictive maintenance	Advance algorithm to predict failure by processing historical data	•		

Now available

If you need more information about Daikin on Site, make sure to visit the link* and reach out to your local Daikin office.

*Only accessible if you have a Daikin ID





Unit main CH-24D10814-KKKKXX	
Alarm	Alarm
Clear alarm	Off
Chiller enable	Enable
Unit status	Auto
Unit capacity	36.0 %
Mode	Cool

Unit	
Demand limit enable	Disable
Setpoint reset enable	None
Soft loading enable	Disable
Quiet mode enable	Disable
Control source	Local

Circuit	
Capacity control	Auto
Manual capacity	36.0 %
Cycle time left	0.000 s
Cycle time clear	Off
Last start	07/16/2024 06:42
Last stop	07/16/2024 06:31
Power circuit	18.8 kW
Current circuit	104.1 A

Fans							
Fan stages	1: On	2: On	3: On	4: On	5: Off	6: Off	
Running fans	4		Cond. target	41.4 °C		VFD target	41.4 °C

Condenser refrigerant	
Saturated temperature	41.9 °C
Approach temperature	10.5 °C
Oil pressure (After the filter)	682.5 kPa

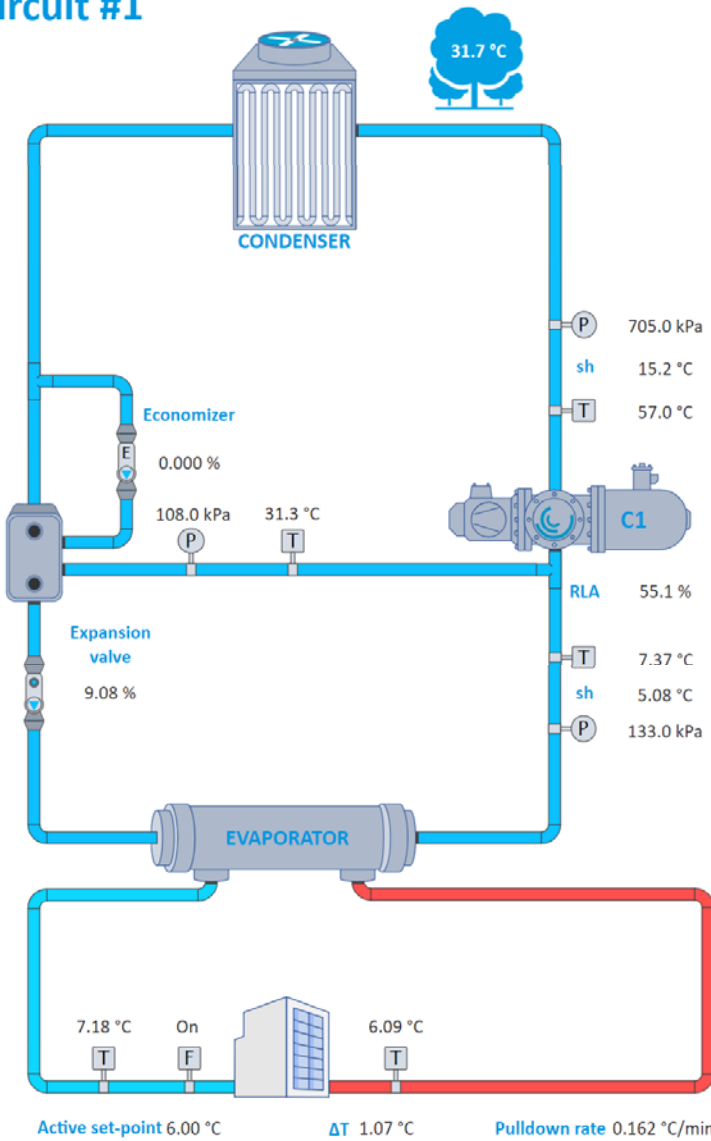
Evaporator refrigerant	
Saturated temperature	2.45 °C
Approach temperature	3.70 °C

Economizer	
Output state	Off

Expansion valve	
State	Pressu
Control mode	Auto
Pressure target	0.000 kPa
Superheat target	5.00 °C

Compressor	
Mode	Enable
State	Run
Switch input	On
Pressure ratio	3.44
VFD speed	1442 rpm
DC link voltage	529.9 V
VFD temperature	39.9 °C
VFD controller card temp.	42.0 °C

Circuit #1



Daikin on Site- Remotely yours @ www.daikinon-site.com

Visualisation of web graphic

Smart Control System

Control solution



Scan to view the
product page





Smart Control System (SCS)

System in numbers

3 main configurations



- Light
- Medium
- Full

8 advantages of SCS



20 product ranges covered



System overview

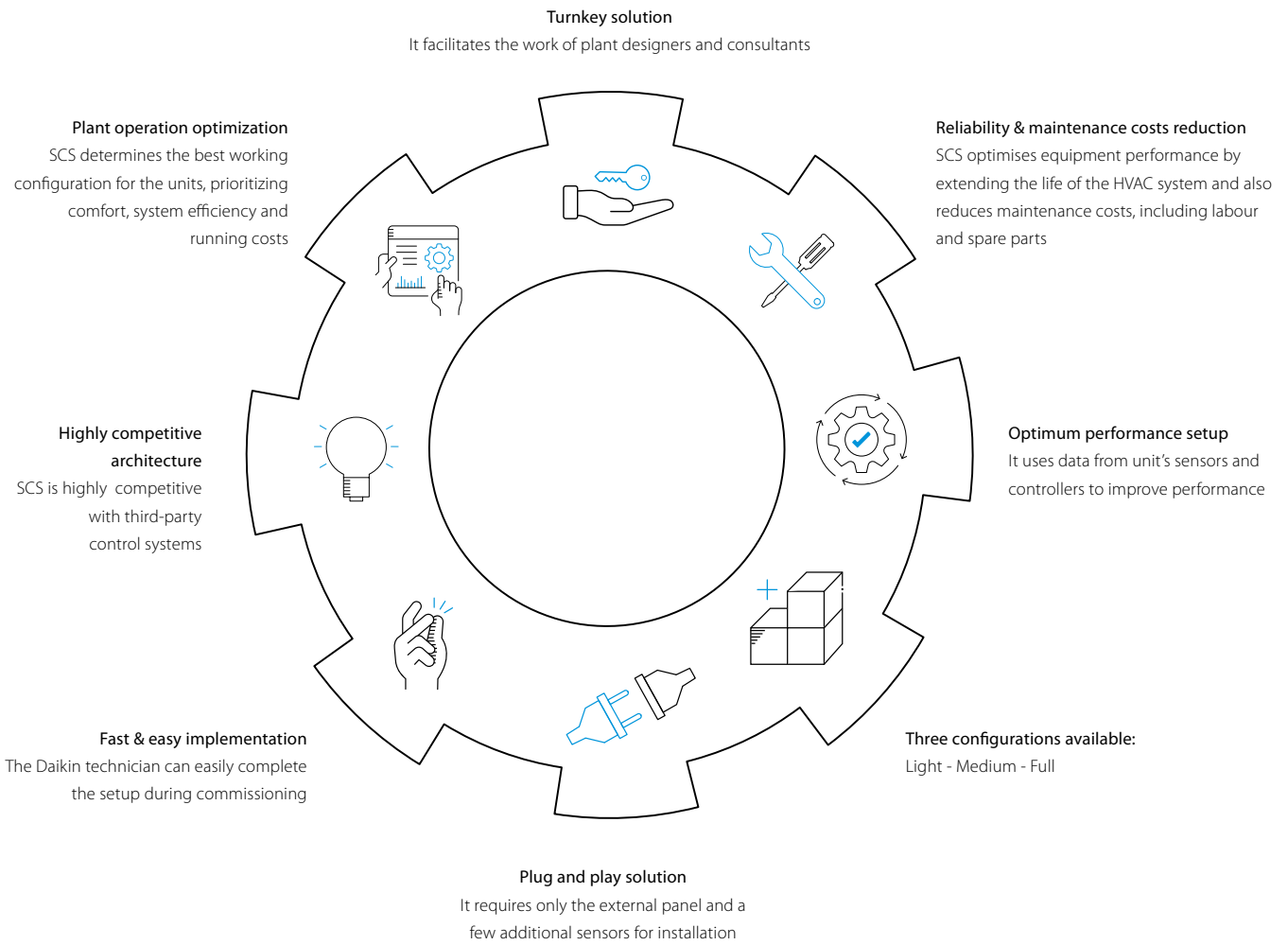
Smart Control System is an advanced solution for **managing hydronic HVAC systems, simplifying design, installation, and operation.** It enables the seamless integration of a complete Daikin solution, including chillers, heat pumps, air handling units (AHUs), and fan coils. The system is configured via an external panel that connects to the units using the Modbus protocol, ensuring **optimized communication and performance throughout the entire system.**

Available in **three configurations** - Light, Medium, and Full - it offers scalability in hardware, licensing, and pricing. Each version can manage **up to four chillers or heat pumps**, with a total cooling capacity of **up to 500 kW**, in addition to **supporting equipment such as fan coils and air handling units.**

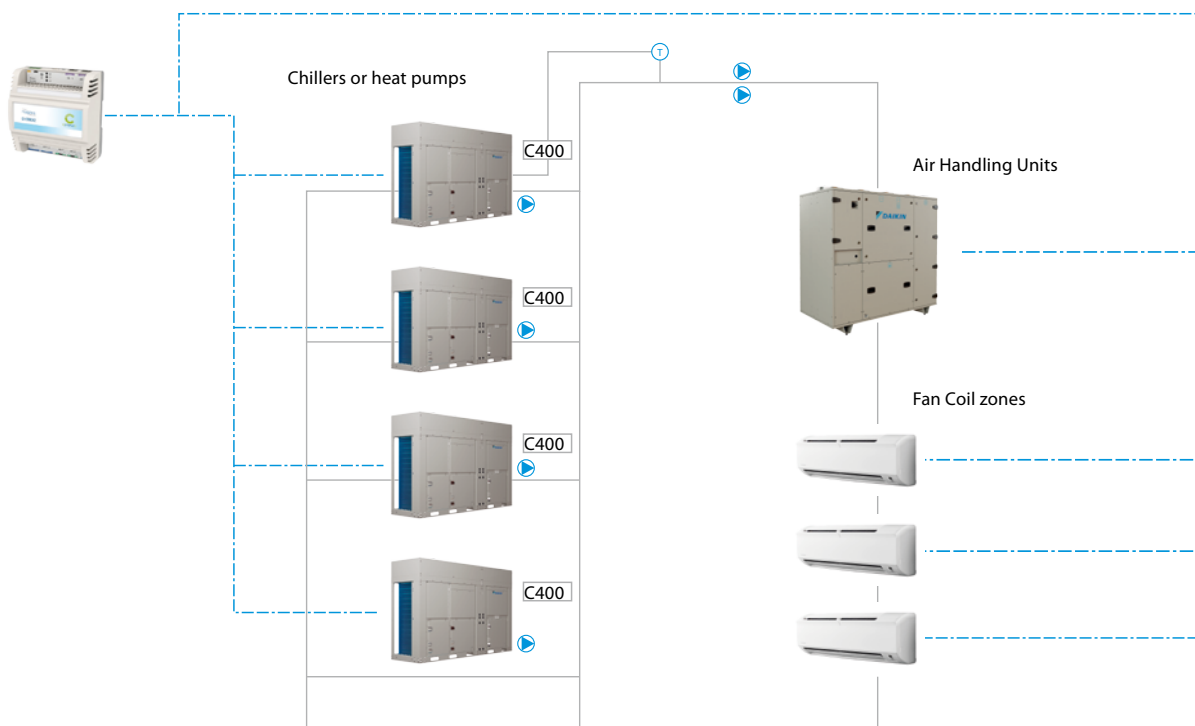
- The **Light** configuration supports up to 500 data points
 - The **Medium** configuration supports up to 1,250 data points
 - The **Full** configuration supports up to 2,500 data points
- All configurations allow for the management of multiple fan coil zones or AHUs, offering flexibility for various applications.

The Smart Control System supports a wide range of Daikin products, ensuring adaptability for different installations and use cases. These include **EWAT-CZ air-cooled chillers, EWYT-CZ air-to-water heat pumps**, and a variety of air handling units and **fan coils designed for decentralized ventilation systems**, available in multiple sizes and airflow capacities.

8 advantages of Smart Control System



Eligible to provide credits for BREEAM and LEED building protocols



Product coverage


Fan Coil Units



Cassette
Cooling capacity: 1.3 - 10.5 kW



Ducted
Cooling capacity: 0.9 kW - 17.6 kW



Floor Standing
Cooling capacity: 1 - 8.18 kW



Flexi
Cooling capacity: 1 - 8.18 kW



Wall Mounted
Cooling capacity: 1.9 - 5.2 kW



Air Cooled Chillers



EWAT-CZ
Cooling capacity range:
16-90 kW



EWYT-CZ
Cooling capacity range
16-90 kW




Heating capacity range
16-90 kW



Air Handling Units



Compact L
Air flow range
from 200 m³/h up to 4000 m³/h



Compact T
Nominal Airflow
from 200 up to 4200 m³/h



Accessories - Chillers

Panels		Air-cooled chillers							
		EWAA~BVP EWYA~BVP	EWAA~DA EWYA~DA	EWYD~BZ	EWYD~4Z	EWYT~B-	EWAH~TZB & C	EWAD~TZB & C	EWAD~T- C
EKDICMPAB	(a) (b) (c) iCM Primary Basic								•
EKDICMPAL	(a) (b) (c) iCM Primary for evaporator peripherals Light						•	•	•
EKDICMPAF	(a) (b) (c) iCM Primary for evaporator peripherals Full						•	•	•
EKDICMPWL	(a) (b) (c) iCM primary Evaporator/Condenser Light								
EKDICMPWF	(a) (b) (c) iCM primary Evaporator/Condenser Full								
EKDICMCTL	(a) (b) iCM Cooling towers Light								
EKDICMCTF	(a) (b) iCM Cooling towers Full								
EKDICMPABIO	(a) (b) iCM Primary Basic with IO third party chiller						•	•	•
EKDICMPALIO	(a) (b) iCM Primary Evaporator Light with IO third party chiller						•	•	•
EKTSM5	Temperature sensor for master/slave configuration					•			
EKRUMCL1	User Interface	•							

Serial Cards & Communication Modules		Air-cooled chillers							
		EWAA~BVP EWYA~BVP	EWAA~DA EWYA~DA	EWYD~BZ	EWYD~4Z	EWYT~B-	EWAH~TZB & C	EWAD~TZB & C	EWAD~T- C
EKAC200J	Serial Card RS485/Modbus			•					
EKACBAC	Ethernet Card BACnet			•					
EKACLONP	Serial Card LON FTT 10			•					
EKACRS232	Serial Card RS232 Modem Interface (single unit only)			•					
EKACWEB	Web Server Card			•					
EKACBACMSTP	Serial Card BACnet MSTP			•					
EKACBACCERT	Serial Card BACnet pre-loaded IP/Ethernet (centrifugal chillers)								
EKACMSTPCERT	Serial Card BACnet pre-loaded MSTP (centrifugal chillers)								
EKCM200J	ModBus RTU communication module				•				
EKMLON	LON communication module				•	•	•	•	•
EKMBACMSTP	BACnet/MSTP communication module				•				
EKMBACIP	BACnet/IP communication module				•	•	•	•	•
EKDOSMWO	Daikin on Site Modem without M2M card			•	•	•	•	•	•

Other Systems & Accessories		Air-cooled chillers							
		EWAA~BVP EWYA~BVP	EWAA~DA EWYA~DA	EWYD~BZ	EWYD~4Z	EWYT~B-	EWAH~TZB & C	EWAD~TZB & C	EWAD~T- C
EKCON	Converter RS485 to RS232			•					
EKCONUSB	Converter RS485 to USB			•					
EKMODEM	Fixed modem			•					
EKGSMOD	GSM modem			•					
EKRUPCJ	Remote display kit			•					
EKRUPCS	Local/remote display HMI				•	•	•	•	•
EKPWPPOEXT	PlantWatchPro I/O extension module for hardwiring and retrofit			•					
EKGWWEB	Gateway web (Ethernet LAN SNMP)			•					
EKGWMODEM	Gateway for modem			•					
EKAC10C	Address card for connection to BMS or Remote user interface								
EKRUMCA	Remote installed user interface								
EKLS2	(d) Low noise kit 22/28/35/45/55/65 Hp-units								
ECB2MUCW	(e) Controller kit								
ECB3MUCW	(e) Controller kit								
EKRPIAHT	(g) Digital input/output PCB								
EKRUAHTB	(g) Remote user interface								
DTA104A62	(f) External control adapter								
BHGP26A1	(f) Digital pressure gauge kit								
EKQDP2M016	(g) Differential Pressure Sensor 4-20 mA 0-160 kPa					•	•	•	•
EKQDP2M020	(g) Differential Pressure Sensor 4-20 mA 0-250 kPa					•	•	•	•
EKQDP2M040	(g) Differential Pressure Sensor 4-20 mA 0-400 kPa					•	•	•	•
EKQDP2M060	(g) Differential Pressure Sensor 4-20 mA 0-600 kPa					•	•	•	•
EKDAPCONT	Containerization of one unit			•	•	•	•	•	•
EKDAPSTF	Containerization of additional units in the same container			•	•	•	•	•	•

Notes:

- (a) Price **does not** include commissioning of panel; if commissioning is required please refer to RN17-041
- (b) iCM panels work in **cooling mode only**; heat pump versions, total heat recovery and Free cooling options on A/C and W/C chillers **are not compatible**
- (c) In case you are ordering iCM panels please add corresponding modbus RTU communication module (EKCM200J or EKAC200J) for each chiller unit controller
- (d) For 45/55/65 Hp-units 2 pieces are needed
- (e) Only available for modular units (EWWP~KAW1M)
- (f) Price available in SAP system
- (g) Differential pressure sensor are specific for iCM panels in variable primary flow management

			Water-cooled chillers							Centrifugals		
ERAD~E-	EWAT~B-	EWAD~CF	EWQ~KC	EWLQ~KC	EW_Q-G EW_Q_-L	EWLD~I-	EWWS/H/D~J- EWLS/H/D~J-	EWWH~VZ	EWWD~VZ	EWWH~DZ	EWWD~DZ	DWSC & DWDC
	•				•	•	•	•	•	•	•	•
	•				•	•	•	•	•	•	•	•
	•	•			•	•	•	•	•	•	•	•
					•			•	•	•	•	•
					•			•	•	•	•	•
					•			•	•	•	•	•
					•			•	•	•	•	•
	•											
	•											
	•				•							

			Water-cooled chillers							Centrifugals		
ERAD~E-	EWAT_B- (single)	EWAD~CF	EWQ~KC	EWLQ~KC	EW_Q-G EW_Q_-L	EWLD~I-	EWWD~J- EWLD~J-	EWWH~VZ A	EWWD~VZ A	EWWH~DZ	EWWD~DZ	DWSC & DWDC
												•
												•
												•
												•
•	•	•			•	•	•	•	•	•	•	
•	•	•			•	•	•	•	•	•	•	
•	•	•			•	•	•	•	•	•	•	
•	•	•			•	•	•	•	•	•	•	
•	•	•			•	•	•	•	•	•	•	

			Water-cooled chillers							Centrifugals		
ERAD~E-	EWAT_B- (single)	EWAD~CF	EWQ~KC	EWLQ~KC	EW_Q-G EW_Q_-L	EWLD~I-	EWWD~J- EWLD~J-	EWWH~VZ A	EWWD~VZ A	EWWH~DZ	EWWD~DZ	DWSC & DWDC
												•
												•
												•
												•
•	•	•			•	•	•	•	•	•	•	•
												•
												•
			•	•								
			•	•								
			•	•								
			•	•								
			•	•								
			•	•								
•	•	•			•	•	•	•	•	•	•	•
•	•	•			•	•	•	•	•	•	•	•



Daikin Europe N.V. Naamloze Vennootschap Zandvoordestraat 300 · 8400 Oostende · Belgium · www.daikin.eu · BE 0412 120 336 · RPR Oostende (Publisher)



11/25 ECPEN26-411



Daikin Europe N.V. participates in the Eurovent Certified Performance programme for Fan Coil Units and Variable Refrigerant Flow systems.

Daikin Applied Europe S.p.A. participates in the Eurovent Certified Performance programme for Liquid Chilling Packages, Hydronic Heat Pumps and Air Handling Units.

Check ongoing validity of certificate: www.eurovent-certification.com



The present publication is drawn up by way of information only and does not constitute an offer binding upon Daikin Europe N.V. Daikin Europe N.V. has compiled the content of this publication to the best of its knowledge. No express or implied warranty is given for the completeness, accuracy, reliability or fitness for particular purpose of its content and the products and services presented therein. Specifications are subject to change without prior notice. Daikin Europe N.V. explicitly rejects any liability for any direct or indirect damage, in the broadest sense, arising from or related to the use and/or interpretation of this publication. All content is copyrighted by Daikin Europe N.V.