

Air Conditioners

Heating & Cooling

SkyAir®

- » **Energy label:
Up to class A**
- » **Heat pump system**
- » **Seasonal inverter
technology**
- » **The ideal solution
for larger rooms**
- » **Can be installed in
both new & existing
buildings**
- » **Wider air discharge:
Up to 100 degrees**

Ceiling Suspended Cassette



www.daikin.eu



FHQ-B

Perfect control over indoor climate and air flow

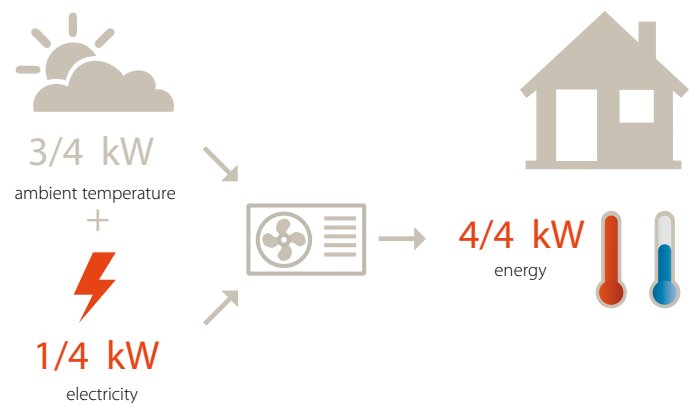
In a healthy indoor climate, with a comfortable temperature and air humidity, your staff and customers feel comfortable in their skin. In other words, employees who are more productive and who have fewer health problems. And customers who spend more time in your business and gladly come back.

In addition, there is the benefit that the Daikin heat pump systems - that heat and cool - can provide for a comfortable heat immediately. This type of heat pump is an affordable alternative to the traditional heating systems fueled by gas or oil.

As a leading manufacturer of heat pump systems for the retail market, Daikin can meet all your specific requirements when it comes to temperature and air quality.



Combining highest efficiency and year-round comfort with a heat pump system



Did you know that ...

Air to air heat pumps use 3/4th of energy from renewable sources: the ambient air. This energy source is renewable and inexhaustible*. Of course, heat pumps also use 1/4th of electricity to run the system, but increasingly this electricity can also be generated from renewable energy sources (solar energy, wind energy, hydropower, biomass). A heat pump's efficiency is measured in COP (Coefficient Of Performance) for heating and EER (Energy Efficiency Ratio) for cooling.

* EU objective COM (2008)/30



Seasonal Inverter

In line with technological advancements and stricter environmental legislation, Daikin Europe N.V. is committed to leading the way in energy-efficient residential and commercial cooling solutions. A good example of this is Daikin's Sky Air® Seasonal Inverter, the first on the market to anticipate Europe's new stricter environmental requirements.

A bit of background: Europe has set aggressive targets for energy efficiency and environmental impact to be reached by 2020. In line with these goals, more accurate measurement of the real-life energy efficiency of systems will also be required from 2013.

This improved efficiency rating, referred to as 'seasonal efficiency' or SEER, measures actual energy consumption over an entire heating or cooling season. This means that it takes into account different outdoor temperatures and the resulting required capacities.

Daikin Europe N.V. is leading the way with its Sky Air® Seasonal Inverter line. These light commercial air conditioning units are the first on the market to anticipate the more accurate seasonal efficiency criteria that will apply after 2013.

Because of the optimized inverter control, the Sky Air® Seasonal Inverter performs better across the entire range of outdoor temperatures. Next to this, the auxiliary modes have been redesigned in order to reduce energy consumption when the unit is not operating (e.g. standby mode).

The result: up to 20% better seasonal efficiency than the current Sky Air® Super Inverter in real-life situations, and more than 50% compared to non-inverter systems.

Seasonal Inverter



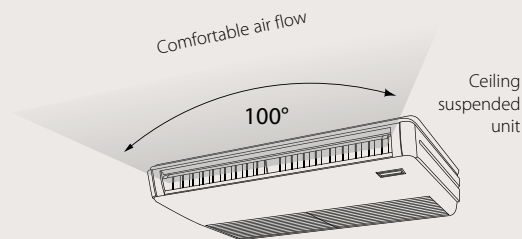
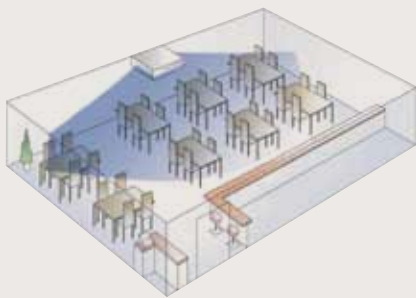
Large range for Large spaces

The ceiling suspended units by Daikin are the perfect solution for office, shop, restaurant and hotel spaces without false ceilings. Since the units are mounted on the ceiling, they do not take up any space on the wall or floor. The FHQ-B indoor units are the obvious choice for large spaces thanks to their great range.

All comfort functions for a Healthy indoor climate

> Ceiling heights up to 3.8m:

Air flow distribution for ceiling heights up to 3.8m without loss of capacity.



> Air flow configuration of 100°

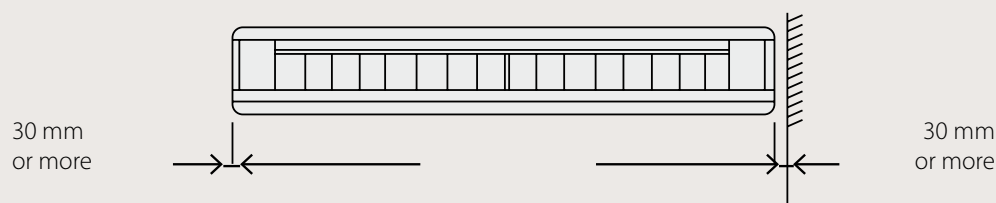
The ceiling suspended unit ensures you a **comfortable air flow** in all directions thanks to an air flow pattern of 100°.

> Air filter

A built-in filter permanently clears the air of microscopically small dust particles.

Flexible installation, Simple maintenance

> Thanks to the small maintenance room on the side, the FHQ-B ceiling suspended unit can also be installed in corners and small spaces on ceilings and walls.




> The **outdoor unit** can be installed on the roof, terrace or against an outside wall.

Super complete remote control

- > With the **infrared remote control** (optional) the simple operation of your Daikin air conditioner is always at your fingertips.
- > The newly developed **wired remote control BRC1E51A** (optional) has a modern design in pure white (RAL 9010). Large buttons and arrow keys as well as the given explanation for each setting on the display, makes the remote control easy to operate. A holiday setting, home leave operation, and an improved weekly timer are included. The wired remote control is available in following languages: English, German, French, Spanish, Italian, Portuguese, Greek, Dutch, Russian and Turkish.
- > **Home leave operation :**
In case of extended absence, this function helps to save energy. If there is no one in the area for an extended period, e.g. during holidays or closing days, this function automatically sets the room temperature to a minimum of 10°C. At this point, all connected indoor units will switch over to heating mode. The function will be deactivated as soon as the room temperature reaches 15°C, and it will also have to be switched off when the room is in use again.
- > With the optional **ON/OFF function**, the air conditioner can be switched on and off remotely with a mobile phone. With this function you can also make the unit switch off automatically, e.g. when someone opens a window.

Application options

- > Depending on your air conditioning need, you can have your unit either **heat or cool (heat pump) or cooling only**.
- > It is possible to use the indoor unit in **pair** (connecting one indoor to one outdoor), **twin, triple, double twin** (connecting up to 4 indoors in the same room to a single outdoor) and **multi** applications (connecting up to 9 units in several rooms to 1 outdoor unit).



Infrared remote control
BRC7EA63W (optional)

Wired remote control
BRC1E51A (optional)



Heating & Cooling

INDOOR UNITS				FHQ35B	FHQ50B	FHQ60B
Capacity	cooling	min./nom./max.	kW	1.4/3.4 ³ /3.7	1.7/5.0 ³ /5.6	1.7/5.7 ³ /6.0
	heating	min./nom./max.	kW	1.2/4.0 ⁴ /5.0	1.7/6.0 ⁴ /7.0	1.7/7.2 ⁴ /8.0
Power input	cooling	min./nom./max.	kW	-/1.05/-	0.44/1.83/2.02	0.44/2.15/2.23
	heating	min./nom./max.	kW	-/1.11/-	0.40/2.05/2.45	0.40/2.49/2.75
EER				3.24	2.73	2.65
COP				3.60	2.93	2.89
Annual energy consumption			kWh	525	915	1,075
Energy label	cooling/heating			A/B		D/D
Dimensions	unit	heightxwidthxdepth	mm	195x960x680		195x1,160x680
Weight	unit		kg	24	25	27
Casing	colour			White		
Fan - Air flow rate	cooling	high/low	m ³ /min	13/10		17/13
	heating	high/low	m ³ /min	13/10		16/13
Sound pressure level	cooling	high/low	dBA	37/32		39/33
	heating	high/low	dBA	37/32		39/33
Sound power level	cooling	high/low	dBA	53/48		55/49
	heating	high/low	dBA	53/48		55/49
Power supply	phase/frequency/voltage		Hz/V	1~/50/220-240		
Piping connections	liquid	OD	mm	ø 6.35		
	gas	OD	mm	ø9.5		ø12.7
	drain	OD	mm	VP20 (OD 26, ID 20)		

(1) Energy label: scale from A (most efficient) to G (less efficient). (2) Annual energy consumption: based on average use of 500 running hours per year at full load (= nominal conditions). (3) Cooling: indoor temp. 27°CDB, 19°CWB; outdoor temp. 35°CDB; equivalent piping length: 7.5m; level difference: 0m (4) Heating: indoor temp. 20°CDB; outdoor temp. 7°CDB, 6°CWB; equivalent refrigerant piping: 5m; level difference: 0m

OUTDOOR UNITS				RXS35G	RXS50G	RXS60F
Dimensions	unit	heightxwidthxdepth	mm	550x765x285	735x825x300	
Weight	unit		kg	34	48	
Operation range	cooling	ambient	min.-max. °CDB	-10~46		
	heating	ambient	min.-max. °CWB	-15~20	-15~18	-15~20
Sound pressure level	cooling	high/low	dBA	48/44		49/46
	heating	high/low	dBA	48/45		49/46
Sound power level	cooling	nom.	dBA	63	62	63
Compressor			type	Hermetically sealed swing		
Refrigerant			type	R-410A		
Power supply	phase/frequency/voltage		Hz/V	1~/50/220-230-240		
Piping connections	additional refrigerant charge		kg/m	0.02 (for piping length exceeding 10m)		
	level difference	IU - OU	max. m	15		20
	total piping length	system	actual m	-		



Heating & Cooling



INDOOR UNITS				FHQ71B	FHQ100B	FHQ125B
Capacity	cooling	nom.	kW	7.1 ³	10.00 ³	12.5 ³
	heating	nom.	kW	8.0 ⁴	11.20 ⁴	14.0 ⁴
Power input	cooling	nom.	kW	2.34	3.14	4.24
	heating	nom.	kW	2.58	3.43	4.28
EER				3.03	3.18	2.95
ESEER				3.47	3.06	3.31
COP				3.10	3.27	
Annual energy consumption			kWh	1,172	1,572	2,119
Energy label	cooling/heating			B/D	B/C	C/C
Dimensions	unit	heightxwidthxdepth	mm	165x1,160x895	230x1,400x895	195x1,590x580
Weight	unit			kg	27	35
Casing	colour			White		
Fan - Air flow rate	cooling	high/low	m ³ /min	17/14	24/20	30/25
	heating	high/low	m ³ /min	17/14	24/20	30/25
Sound pressure level	cooling	high/low	dBA	39/35	42/37	44/39
	heating	high/low	dBA	39/35	42/37	44/39
Sound power level	cooling	high/low	dBA	55/51	58/53	60/55
	heating	high/low	dBA	55/51	58/53	60/55
Power supply	phase/frequency/voltage			Hz/V 1~/50/220-240		
Piping connections	liquid	OD	mm	ø 9.52		
	gas	OD	mm	ø 15.9		
	drain	OD	mm	ø 26		

(1) Energy label: scale from A (most efficient) to G (less efficient). (2) Annual energy consumption: based on average use of 500 running hours per year at full load (= nominal conditions). (3) Cooling: indoor temp. 27°CDB, 19°CWB; outdoor temp. 35°CDB; equivalent piping length: 7.5m; level difference: 0m (4) Heating: indoor temp. 20°CDB; outdoor temp. 7°CDB, 6°CWB; equivalent refrigerant piping: 5m; level difference: 0m

OUTDOOR UNITS				RZQ71D3V1	RZQ100D9V1	RZQ125D9V1
Dimensions	unit	heightxwidthxdepth	mm	770x900x320	1,345x900x320	
Weight	unit			kg	67	109
Operation range	cooling	ambient	min.-max.	°CDB	-15.0~-50.0	
	heating	ambient	min.-max.	°CWB	-20.0~-15.5	
Sound pressure level	cooling	nom.	dBA	48	50	51
	heating	nom.	dBA	50	52	53
Sound power level	cooling	nom.	dBA	64	65	67
	night quiet mode	level 1	dBA	43	45	
Compressor	type			Hermetically sealed swing	Hermetically sealed scroll	
Refrigerant	type			R-410A		
Power supply	phase/frequency/voltage			Hz/V 1~/50/220-240		
	additional refrigerant charge			kg/m See installation manual		
Piping connections	level difference	IU - OU	max.	m	30	
		IU - IU	max.	m	0.5	
	piping length	system	equivalent	m	70	95

INDOOR UNITS				FHQ100B	FHQ125B
Capacity	cooling	nom.	kW	10.00 ³	12.50 ³
	heating	nom.	kW	11.20 ⁴	14.00 ⁴
Power input	cooling	nom.	kW	3,150	4,450
	heating	nom.	kW	3,600	4,500
EER				3.17	2.81
ESEER				3.06	3.18
COP				3.11	
Annual energy consumption			kWh	1,575	2,225
Energy label	cooling/heating			B/D	C/D
Dimensions	unit	heightxwidthxdepth	mm	195x1,400x680	195x1,590x680
Weight	unit			kg	32
Casing	colour			White	
Fan - Air flow rate	cooling	high/low	m ³ /min	24/20	30/25
	heating	high/low	m ³ /min	24/20	30/25
Sound pressure level	cooling	high/low	dBA	42/37	44/39
	heating	high/low	dBA	42/37	44/39
Sound power level	cooling	high/low	dBA	58/53	60/55
	heating	high/low	dBA	58/53	60/55
Power supply	phase/frequency/voltage			Hz/V 1~/50/220-230-240	
Piping connections	liquid	OD	mm	ø 9.52	
	gas	OD	mm	ø 15.9	
	drain	OD	mm	ø 26	

(1) Energy label: scale from A (most efficient) to G (less efficient). (2) Annual energy consumption: based on average use of 500 running hours per year at full load (= nominal conditions). (3) Cooling: indoor temp. 27°CDB, 19°CWB; outdoor temp. 35°CDB; equivalent piping length: 7.5m; level difference: 0m (4) Heating: indoor temp. 20°CDB; outdoor temp. 7°CDB, 6°CWB; equivalent refrigerant piping: 7.5m; level difference: 0m

OUTDOOR UNITS				RZQ100B9V1	RZQ125B9V1
Dimensions	unit	heightxwidthxdepth	mm	1,345x900x320	
Weight	unit			kg 106	
Operation range	cooling	ambient	min.-max.	°CDB -15.0~-50.0	
	heating	ambient	min.-max.	°CWB -20.0~-15.5	
Sound pressure level	cooling	high/low	dBA	49.0	50.0
	heating	high/low	dBA	51.0	52.0
Sound power level	cooling	nom.	dBA	65.0	66.0
Compressor	type			Hermetically sealed swing	
Refrigerant	type			R-410A	
Power supply	phase/frequency/voltage			Hz/V 3N~/50/400	
	additional refrigerant charge			kg/m See installation manual	
Piping connections	level difference	IU - OU	max.	m 30	
		IU - IU	max.	m 0.5	
	total piping length	system	equivalent	m 95	



Heating & Cooling

INDOOR UNITS				FHQ71B	FHQ100B	FHQ125B
Capacity	cooling	nom.	kW	7.1 ³	10.0 ³	12.5 ³
	heating	nom.	kW	8.0 ⁴	11.2 ⁴	14.0 ⁴
Power input	cooling	nom.	kW	2.51	3.56	4.55
	heating	nom.	kW	2.75	3.85	4.86
EER				2.83	2.81	2.75
COP				2.91	2.91	2.88
Annual energy consumption			kWh	1,254	1,779	2,273
Energy label	cooling/heating			C/D	C/D	D/D
Dimensions	unit	heightxwidthxdepth	mm	195x1,160x680	195x1,400x680	195x1,590x680
Weight	unit			27	32	35
Casing	colour				White	
Fan - Air flow rate	cooling	high/low	m ³ /min	17/14	24/20	30/25
	heating	high/low	m ³ /min	17/14	24/20	30/25
Sound pressure level	cooling	high/low	dBA	39/35	42/37	44/39
	heating	high/low	dBA	39/35	42/37	44/39
Sound power level	cooling	high/low	dBA	55/51	58/53	60/55
	heating	high/low	dBA	55/51	58/53	60/55
Power supply	phase/frequency/voltage			1~/50/220-240		
Piping connections	liquid	OD	mm	ø 9.52		
	gas	OD	mm	ø 15.9		
	drain	OD	mm	ø 26		

(1) Energy label: scale from A (most efficient) to G (less efficient). (2) Annual energy consumption: based on average use of 500 running hours per year at full load (= nominal conditions). (3) Cooling: indoor temp. 27°CDB, 19°CWB; outdoor temp. 35°CDB; equivalent piping length: 5m; level difference: 0m (4) Heating: indoor temp. 20°CDB; outdoor temp. 7°CDB, 6°CWB; equivalent refrigerant piping: 5m; level difference: 0m

OUTDOOR UNITS				RZQS71D	RZQS100D	RZQS125D
Dimensions	unit	heightxwidthxdepth	mm	770x900x320	1,170x900x320	
Weight	unit			68	103	
Operation range	cooling	ambient	min.-max. °CDB	-5.0~46		
	heating	ambient	min.-max. °CWB	-15~15.5		
Sound pressure level	cooling	nom.	dBA	49	51	
	heating	nom.	dBA	51	55	53
	night quiet mode	level 1	dBA	47	49	
Sound power level	cooling	nom.	dBA	65	67	
Compressor	type			Hermetically sealed swing	Hermetically sealed scroll	
Refrigerant	type			R-410A		
Power supply	phase/frequency/voltage			1~/50/220-240		
Piping connections	additional refrigerant charge			See installation manual		
Piping connections	level difference	IU - OU	max. m	15	30	
		IU - IU	max. m		0.5	
	piping length	system	equivalent m	40	70	

Heating & Cooling

INDOOR UNITS				FHQ71B	FHQ100B
Cooling capacity	nom.			7.1 ³	9.8 ³
Heating capacity	nom.			8.0 ⁴	11.2 ⁴
Power input	cooling	nom.	kW	2.70	3.75
	heating	nom.	kW	2.85	4.13
EER				2.63	2.61
COP				2.81	2.71
Annual energy consumption			kWh	1,350	1,875
Energy label	cooling/heating			D/D	D/E
Dimensions	unit	heightxwidthxdepth	mm	195x1,160x680	195x1,400x680
Weight	unit			27	32
Casing	colour			White	
Fan-Air flow rate	cooling	high/low	m ³ /min	17/14	24/20
	heating	high/low	m ³ /min	17/14	24/20
Sound pressure level	cooling	high/low	dBA	39/35	42/37
	heating	high/low	dBA	39/35	42/37
Sound power level	cooling	high/low	dBA	55/51	58/53
	heating	high/low	dBA	55/51	58/53
Power supply	phase/frequency/voltage			1~/50/220-240	
Piping connections	liquid	OD	mm	ø 9.52	
	gas	OD	mm	ø 15.9	
	drain	OD	mm	ø 26	

OUTDOOR UNITS				RQ71BV3	RQ100BV3	
Dimensions	unit	heightxwidthxdepth	mm	770x900x320	1,170x900x320	
Weight	unit			84	103	
Operation range	cooling	ambient	min.-max. °CDB	-5.0~46		
	heating	ambient	min.-max. °CWB	-10~15		
Sound pressure level	cooling	nom.	dBA	50	53	
Sound power level	cooling	nom.	dBA	63	66	
Compressor	type			Hermetically sealed scroll compressor		
Refrigerant	type			R-410A		
Power supply	phase/frequency/voltage			1~/50/230		
Piping connections	piping length	max.	OU - IU m	70		
	additional refrigerant charge				-	
	level difference	IU - OU	max. m	30		
	IU - IU	max. m	0.5			

(1) Energy label: scale from A (most efficient) to G (less efficient) (2) Annual energy consumption: based on average use of 500 running hours per year at full load (nominal conditions) (3) Cooling: indoor temp. 27°CDB, 19°CWB; outdoor temp. 35°CDB; equivalent piping length: 7.5m; level difference: 0m (4) Heating: indoor temp. 20°CDB; outdoor temp. 7°CDB, 6°CWB; equivalent refrigerant piping: 7.5m; level difference: 0m

Heating & Cooling

INDOOR UNITS				FHQ71B	FHQ100B	FHQ125B
Cooling capacity	nom.		kW	7.1 ³	9.8 ³	12.2 ³
Heating capacity	nom.		kW	8.0 ⁴	11.2 ⁴	14.5 ⁴
Power input	cooling	nom.	kW	2.65	3.68	4.51
	heating	nom.	kW	2.80	4.01	5.16
EER				2.68	2.66	2.71
COP				2.86	2.79	2.81
Annual energy consumption			kWh	1,325	1,840	2,255
Energy label	cooling/heating			D/D	D/E	D/D
Dimensions	unit	heightxwidthxdepth	mm	195x1,160x680	195x1,400x680	195x1,590x680
Weight	unit		kg	27	32	35
Casing	colour				White	
Fan-Air flow rate	cooling	high/low	m ³ /min	17/14	24/20	30/25
	heating	high/low	m ³ /min	17/14	24/20	30/25
Sound pressure level	cooling	high/low	dBA	39/35	42/37	44/39
	heating	high/low	dBA	39/35	42/37	44/39
Sound power level	cooling	high/low	dBA	55/51	58/53	60/55
	heating	high/low	dBA	55/51	58/53	60/55
Power supply	phase/frequency/voltage		Hz/V		1~/50/220-240	
Piping connections	liquid	OD	mm		ø 9.52	
	gas	OD	mm		ø 15.9	
	drain	OD	mm		ø 26	

OUTDOOR UNITS				RQ71BW1	RQ100BW1	RQ125BW1
Dimensions	unit	heightxwidthxdepth	mm	770x900x320		1,170x900x320
Weight	unit		kg	83	101	108
Operation range	cooling	ambient	min.-max. °CDB		-5.0~-46	
	heating	ambient	min.-max. °CWB		-10~-15	
Sound pressure level	cooling	nom.	dBA	50		53
Sound power level	cooling	nom.	dBA	63		67
Compressor	type				Hermetically sealed scroll compressor	
Refrigerant	type				R-410A	
Power supply	phase/frequency/voltage		Hz/V		3N~/50/400	
Piping connections	pipng length	max.	OU - IU	m	70	
	additional refrigerant charge			kg/m	-	
	level difference	IU - OU	max.	m	30	
		IU - IU	max.	m	0.5	

(1) Energy label: scale from A (most efficient) to G (less efficient) (2) Annual energy consumption: based on average use of 500 running hours per year at full load (nominal conditions) (3) Cooling: indoor temp. 27°CDB, 19°CWB; outdoor temp. 35°CDB; equivalent piping length: 7.5m; level difference: 0m (4) Heating: indoor temp. 20°CDB; outdoor temp. 7°CDB, 6°CWB; equivalent refrigerant piping: 7.5m; level difference: 0m

Heating & Cooling

INDOOR UNITS				FHQ71B	FHQ100B
Cooling capacity	nom.		kW	7.10 ³	9.80 ³
Heating capacity	nom.		kW	8.00 ⁴	11.20 ⁴
Power input	cooling	nom.	kW	2.700	3.750
	heating	nom.	kW	2.850	4.130
EER				2.63	2.61
COP				2.81	2.71
Annual energy consumption			kWh	1,350	1,875
Energy label	cooling/heating			D/D	D/E
Dimensions	unit	heightxwidthxdepth	mm	195x1,160x680	195x1,400x680
Weight	unit		kg	27	32
Casing	colour				White
Fan-Air flow rate	cooling	high/low	m ³ /min	17/14	24/20
	heating	high/low	m ³ /min	17/14	24/20
Sound pressure level	cooling	high/low	dBA	39/35	42/37
	heating	high/low	dBA	39/35	42/37
Sound power level	cooling	high/low	dBA	55/51	58/53
	heating	high/low	dBA	55/51	58/53
Power supply	phase/frequency/voltage		Hz/V		1~/50/220-240
Piping connections	liquid	OD	mm		ø 9.52
	gas	OD	mm		ø 15.9
	drain	OD	mm		ø 26

OUTDOOR UNITS				REQ71BV3	REQ100BV3
Dimensions	unit	heightxwidthxdepth	mm	770x900x320	1,170x900x320
Weight	unit		kg	83	102
Operation range	cooling	ambient	min.-max. °CDB		10~46
	heating	ambient	min.-max. °CWB		-10~-15
Sound pressure level	cooling	nom.	dBA	53	57
Sound power level	cooling	nom.	dBA	65	70
Compressor	type				Hermetically sealed scroll compressor
Refrigerant	type				R-410A
Power supply	phase/frequency/voltage		Hz/V		1~/50/230
Piping connections	pipng length	max.	OU - IU	m	50
	additional refrigerant charge			kg/m	-
	level difference	IU - OU	max.	m	30
		IU - IU	max.	m	0.5

(1) Energy label: scale from A (most efficient) to G (less efficient) (2) Annual energy consumption: based on average use of 500 running hours per year at full load (nominal conditions) (3) Cooling: indoor temp. 27°CDB, 19°CWB; outdoor temp. 35°CDB; equivalent piping length: 7.5m; level difference: 0m (4) Heating: indoor temp. 20°CDB; outdoor temp. 7°CDB, 6°CWB; equivalent refrigerant piping: 7.5m; level difference: 0m

Heating & Cooling

INDOOR UNITS				FHQ71B	FHQ100B	FHQ125B
Cooling capacity	nom.		kW	7.10 ³	9.80 ³	12.20 ³
Heating capacity	nom.		kW	8.00 ⁴	11.20 ⁴	14.50 ⁴
Power input	cooling	nom.	kW	2.650	3.680	4.510
	heating	nom.	kW	2.800	4.010	5.160
EER				2.68	2.66	2.71
COP				2.86	2.79	2.81
Annual energy consumption			kWh	1,325	1,840	2,255
Energy label	cooling/heating			D/D	D/E	D/D
Dimensions	unit	heightxwidthxdepth	mm	195x1,160x680	195x1,400x680	195x1,590x680
Weight	unit		kg	27	32	35
Casing	colour				White	
Fan-Air flow rate	cooling	high/low	m ³ /min	17/14	24/20	30/25
	heating	high/low	m ³ /min	17/14	24/20	30/25
Sound pressure level	cooling	high/low	dBA	39/35	42/37	44/39
	heating	high/low	dBA	39/35	42/37	44/39
Sound power level	cooling	high/low	dBA	55/51	58/53	60/55
	heating	high/low	dBA	55/51	58/53	60/55
Power supply	phase/frequency/voltage		Hz/V	1~/50/220-240		
Piping connections	liquid	OD	mm	ø 9.52		
	gas	OD	mm	ø 15.9		
	drain	OD	mm	ø 26		

OUTDOOR UNITS				REQ71BW1	REQ100BW1	REQ125BW1
Dimensions	unit	heightxwidthxdepth	mm	770x900x320	1,170x900x320	
Weight	unit		kg	83	100	108
Operation range	cooling	ambient	min.-max. °CDB	10~46		
	heating	ambient	min.-max. °CWB	-10~15		
Sound pressure level	cooling	nom.	dBA	53	57	
Sound power level	cooling	nom.	dBA	65	70	
Compressor	type			Hermetically sealed scroll compressor		
Refrigerant	type			R-410A		
Power supply	phase/frequency/voltage		Hz/V	3N~/50/400		
Piping connections	pipng length	max.	OU - IU	50		
	additional refrigerant charge		kg/m	-		
	level difference	IU - OU	max.	30		
		IU - IU	max.	0.5		

(1) Energy label: scale from A (most efficient) to G (less efficient) (2) Annual energy consumption: based on average use of 500 running hours per year at full load (nominal conditions) (3) Cooling: indoor temp. 27°CDB, 19°CWB; outdoor temp. 35°CDB; equivalent piping length: 7.5m; level difference: 0m (4) Heating: indoor temp. 20°CDB; outdoor temp. 7°CDB, 6°CWB; equivalent refrigerant piping: 7.5m; level difference: 0m

Cooling Only

INDOOR UNITS				FHQ50B	FHQ60B
Cooling capacity	nom.		kW	5.0 ¹	5.7 ¹
Power input	cooling	nom.	kW	1.83	2.15
EER				2.73	2.65
Annual energy consumption			kWh	915	1,075
Energy label	cooling			D	
Dimensions	unit	heightxwidthxdepth	mm	195x960x680	195x1,160x680
Weight	unit		kg	25	27
Casing	colour			White	
Fan-Air flow rate	cooling	high/low	m ³ /min	13/10	17/13
Sound pressure level	cooling	high/low	dBA	38/33	39/33
Sound power level	cooling	high/low	dBA	54/49	55/49
Power supply	phase/frequency/voltage		Hz/V	1~/50/220-240	
Piping connections	liquid	OD	mm	ø 6.35	
	gas	OD	mm	ø 12.7	
	drain	OD	mm	ø26	

OUTDOOR UNITS				RN50E	RN60E
Dimensions	unit	heightxwidthxdepth	mm	735x825x300	
Weight	unit		kg	47	
Operation range	cooling	ambient	min.-max. °CDB	-10.0~46.0	
Sound pressure level	cooling	nom.	dBA	47	49
Sound power level	cooling	nom.	dBA	61	63
Compressor	type			Hermetically sealed swing compressor	
Refrigerant	type			R-410A	
Power supply	phase/frequency/voltage		Hz/V	1~/50/220-240	
Piping connections	pipng length	max.	OU - IU	30	
	additional refrigerant charge		kg/m	0.02 (for piping length exceeding 10m)	
	level difference	IU - OU	max.	-	
		IU - IU	max.	20	

(1) Energy label: scale from A (most efficient) to G (less efficient) (2) Annual energy consumption: based on average use of 500 running hours per year at full load (nominal conditions) (3) Cooling: indoor temp. 27°CDB, 19°CWB; outdoor temp. 35°CDB, 24°CWB; equivalent piping length: 5m

Cooling Only

INDOOR UNITS				FHQ35B	FHQ50B	FHQ60B
Cooling capacity	min./nom./max.		kW	1.4/3.4 ¹ /3.7	1.7/5.0 ¹ /5.6	1.7/5.7 ¹ /6.0
Power input	cooling	min./nom./max.	kW	-/1.05/-	0.44/1.83/2.02	0.44/2.15/2.23
EER				3.24	2.73	2.65
Annual energy consumption			kWh	525	915	1,075
Energy label	cooling			A		D
Dimensions	unit	heightxwidthxdepth	mm	195x960x680		195x1,160x680
Weight	unit		kg	24	25	27
Casing	colour			White		
Fan-Air flow rate	cooling	high/low	m ³ /min	13/10		17/13
Sound pressure level	cooling	high/low	dBA	37/32	38/33	39/33
Sound power level	cooling	high/low	dBA	53/48	54/49	55/49
Power supply	phase/frequency/voltage		Hz/V	1~/50/220-240		
Piping connections	liquid	OD	mm	-		ø 6.35
	gas	OD	mm	-		ø 12.7
	drain	OD	mm	-		ø 26

OUTDOOR UNITS				RKS35G	RKS50G	RKS60F
Dimensions	unit	heightxwidthxdepth	mm	550x765x285	735x825x300	
Weight	unit		kg	34	47	
Operation range	cooling	ambient	min.-max. °CDB	-10~46		
Sound pressure level	cooling	high/low	dBA	48/44		49/-
	night quiet mode	level 1	dBA	-	-	46
Sound power level	cooling	nom.	dBA	63	62	63
Compressor	type			Hermetically sealed swing compressor		
Refrigerant	type			R-410A		
Power supply	phase/frequency/voltage		Hz/v	1~/50/220-240		1/50/220-230-240
Piping connections	pipng length	max.	IU - OU m	-	-	30
	additional refrigerant charge		kg/m	0.02 (for piping length exceeding 10m)		
	level difference	IU - OU	max. m	15	20	

(1) Energy label: scale from A (most efficient) to G (less efficient) (2) Annual energy consumption: based on average use of 500 running hours per year at full load (nominal conditions) (3) Cooling: return air temp. 27°CDB, 19.0°CWB; outdoor temp. 35°CDB; equivalent refrigerant piping length 5m (horizontal)

Cooling Only

INDOOR UNITS				FHQ71B	FHQ100B
Cooling capacity	nom.		kW	7.1 ³	9.8 ³
Power input	cooling	nom.	kW	2.70	3.75
EER				2.63	2.61
Annual energy consumption			kWh	1,350	1,875
Energy label	cooling			D	
Dimensions	unit	heightxwidthxdepth	mm	195x1,160x680	195x1,400x680
Weight	unit		kg	27	32
Casing	colour			White	
Fan-Air flow rate	cooling	high/low	m ³ /min	17/14	24/20
Sound pressure level	cooling	high/low	dBA	39/35	42/37
Sound power level	cooling	high/low	dBA	55/51	58/53
Power supply	phase/frequency/voltage		Hz/V	1~/50/220-240	
Piping connections	liquid	OD	mm	ø 9.52	
	gas	OD	mm	ø 15.9	
	drain	OD	mm	ø 26	

OUTDOOR UNITS				RR71BV3	RR100BV3
Dimensions	unit	heightxwidthxdepth	mm	770x900x320	1,170x900x320
Weight	unit		kg	83	102
Operation range	cooling	ambient	min.-max. °CDB	-15.0~46.0	
Sound pressure level	cooling	nom.	dBA	50	53
Sound power level	cooling	nom.	dBA	63	66
Compressor	type			Hermetically sealed scroll compressor	
Refrigerant	type			R-410A	
Power supply	phase/frequency/voltage		Hz/V	1~/50/230	
Piping connections	pipng length	max.	OU - IU m	70	
	additional refrigerant charge		kg/m	-	
	level difference	IU - OU	max. m	30	
		IU - IU	max. m	0.5	

1) Energy label: scale from A (most efficient) to G (less efficient) (2) Annual energy consumption: based on average use of 500 running hours per year at full load (nominal conditions) (3) Cooling: indoor temp. 27°CDB, 19°CWB; outdoor temp. 35°CDB; equivalent piping length: 7.5m; level difference: 0m

Cooling Only

INDOOR UNITS				FHQ71B	FHQ100B	FHQ125B
Cooling capacity	nom.		kW	7.1 ³	10.0 ³	9.8 ³
Power input	cooling	nom.	kW	2.65	3.78	3.68
EER				2.68	2.65	2.66
Annual energy consumption			kWh	1,325	1,890	1,840
Energy label	cooling				D	
Dimensions	unit	heightxwidthxdepth	mm	195x1,160x680	195x1,400x680	195x1,590x680
Weight	unit		kg	27	32	35
Casing	colour				White	
Fan-Air flow rate	cooling	high/low	m ³ /min	17/14	24/20	30/25
Sound pressure level	cooling	high/low	dBA	39/35	42/37	44/39
Sound power level	cooling	high/low	dBA	55/51	58/53	60/55
Power supply	phase/frequency/voltage		Hz/V		1~/50/220-240	
Piping connections	liquid	OD	mm		ø 9.52	
	gas	OD	mm		ø 15.9	
	drain	OD	mm		ø 26	

OUTDOOR UNITS					RR71BW1	RR100BW1	RR125BW1
Dimensions	unit	heightxwidthxdepth	mm		770x900x320	1,170x900x320	
Weight	unit		kg		81		106
Operation range	cooling	ambient	min.~max.	°CDB		-15~-46	
Sound pressure level	cooling	nom.	dBA		50	53	
Sound power level	cooling	nom.	dBA		63	66	67
Compressor	type	Hermetically sealed scroll compressor					
Refrigerant	type	R-410A					
Power supply	phase/frequency/voltage			Hz/V	3N~/50/400		
Piping connections	pipng length	max.	OU - IU	m	70		
	additional refrigerant charge			kg/m	-		
	level difference	IU - OU	max.	m	30		
		IU - IU	max.	m	0.5		

1) Energy label: scale from A (most efficient) to G (less efficient) (2) Annual energy consumption: based on average use of 500 running hours per year at full load (nominal conditions) (3) Cooling: indoor temp. 27°CDB, 19°CWB; outdoor temp. 35°CDB; equivalent piping length: 7.5m; level difference: 0m



Indoor unit
FHQ-B



Wired (BRC1E51A) &
infrared remote control
(BRC7EA63W)



Outdoor unit
RZQ71D3V1



Daikin's unique position as a manufacturer of air conditioning equipment, compressors and refrigerants has led to its close involvement in environmental issues. For several years Daikin has had the intention to become a leader in the provision of products that have limited impact on the environment. This challenge demands the eco design and development of a wide range of products and an energy management system, resulting in energy conservation and a reduction of waste.



The present leaflet is drawn up by way of information only and does not constitute an offer binding upon Daikin Europe N.V.. Daikin Europe N.V. has compiled the content of this leaflet to the best of its knowledge. No express or implied warranty is given for the completeness, accuracy, reliability or fitness for particular purpose of its content and the products and services presented therein. Specifications are subject to change without prior notice. Daikin Europe N.V. explicitly rejects any liability for any direct or indirect damage, in the broadest sense, arising from or related to the use and/or interpretation of this leaflet. All content is copyrighted by Daikin Europe N.V.



Daikin Europe N.V. participates in the Eurovent Certification Programme for Air Conditioners (AC), Liquid Chilling Packages (LCP) and Fan Coil Units (FCU); the certified data of certified models are listed in the Eurovent Directory. Multi units are Eurovent certified for combinations up to 2 indoor units.



Daikin products are distributed by: