



A I R C O N D I T I O N I N G

Daikin air conditioners
for shops, restaurants and offices

WALL MOUNTED UNIT

R-410A



www.daikineurope.com

FAQ-B





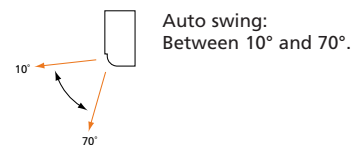
These popular indoor units can be mounted on virtually any type of wall leaving space free for furniture, decoration and fittings. Wall mounted units are very quiet in operation. An automatic air flow director ensures uniform air flow and temperature distribution by moving the air discharge horizontally and/or vertically.

COMFORT

- To maximize your comfort, you are able to select several **air flow patterns** from your remote control:

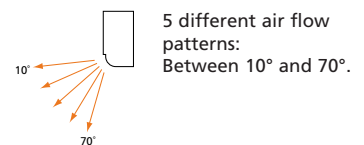
Auto swing:

Vertical auto swing automatically moves the flaps up and down to distribute air effectively throughout the whole room. When the air conditioning is turned off, the flaps shut automatically, so that dust cannot enter.



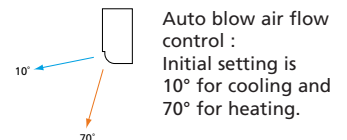
5 different air flow patterns:

All five different air flow patterns between 10° and 70° can be freely selected. The chosen air flow pattern will be maintained during the operation of the air conditioning.

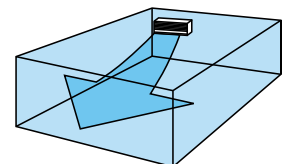


Auto blow air flow control:

The last selected air flow pattern is memorized and automatically set the next time the unit is turned ON after having the initial setting for a short period of time. Initial setting is 10° for cooling and 70° for heating.



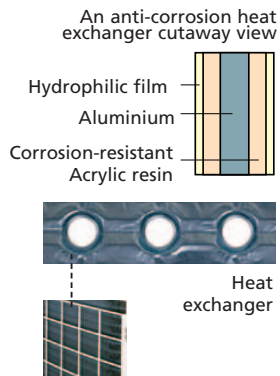
- This wall mounted unit gives you the same comfortable feeling everywhere. The **wide angle louvers** deliver air about 10% faster, warming, or cooling long narrow rooms regardless where it is located in the room.



- You have the choice of 2 **fan speeds** to select: high or low. A high fan speed provides maximum reach while a low fan speed minimizes drafts.
- Daikin's special **dry programme** reduces humidity in the room without variations in room temperature.
- The indoor unit contains an air **filter** which removes microscopic particles and dust.

FLEXIBLE INSTALLATION AND EASY TO USE AND MAINTAIN

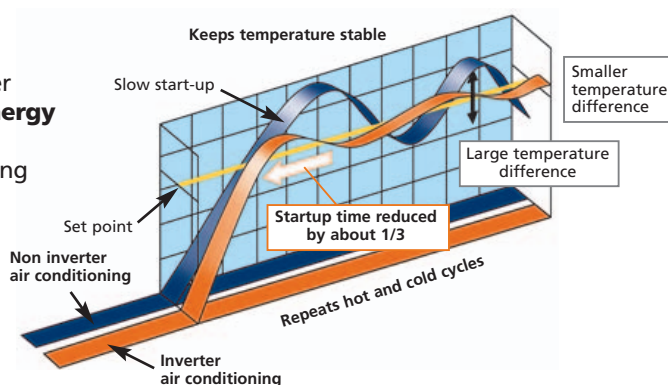
- Both the horizontal flaps and front panel can easily be removed and **cleaned**.
- The **outdoor unit** can be installed on a roof or terrace or placed against an outside wall.



- Special **anti-corrosion treatment** of the outdoor unit's heat exchanger fin, gives greater resistance against acid rain and salt corrosion. Additional resistance is provided by a rustproof steel sheet on the underside of the unit.
- Daikin **remote controls** give you easy control at your fingertips.
- The **wired remote control** provides you with a schedule timer, enabling to program the air conditioning daily or weekly.
- The optional **remote ON/OFF** enables you to start/stop the air conditioning from a mobile phone via a telephone remote control (field supply). The optional **forced OFF** enables you to switch off the unit automatically. E.g. when a window is opened, the unit switches off.

ENERGY EFFICIENT

- Energy label: up to class A
- **Inverter technology**
Improved energy efficiency:
The use of integrated inverter control ensures maximum **energy efficiency** by supplying only the required heating or cooling load where a standard non inverter unit would supply maximum load in an on/off regime.



Improved comfort:

The rapid start up time provided by the inverter increases **comfort** by reducing the lead time in obtaining the required indoor temperature. As soon as the required temperature is reached, the inverter unit continuously scans the room for small changes and adjusts the room temperature in seconds, thereby increasing comfort once again.

- The '**home leave**' function button should be set when the occupant leaves the room for a lengthy period of time, such as a holiday. When the function is activated, the room temperature is automatically set to a minimum of 10°C, at which point all connected indoor units will switch to heating mode. The function ceases to operate when the room temperature reaches 15°C and should also be switched off when the occupant returns home.

APPLICATION OPTIONS

- This model can be used for **cooling only or heating**.
- It is possible to use the indoor unit in **pair** (connecting one indoor to one outdoor), **twin** or **triple application** (connecting up to 3 indoors in the same room to a single outdoor).



Infrared remote control (Standard)



Wired remote control (Optional)

Capacity and power input

COOLING ONLY - NON INVERTER (air cooled)				FAQ71B RR71BV3/W1	FAQ100B RR100BV3/W1		
Cooling capacity	nominal	kW		7.1	10		
Nominal input	nominal	kW		2.65/2.53	3.56/3.52		
EER				2.68/2.81	2.81/2.84		
Energy label				D/C	C/C		
Annual energy consumption	cooling	kWh		1,325/1,265	1,780/1,760		
HEAT PUMP - NON INVERTER/INVERTER CONTROLLED (air cooled)				FAQ71B RQ71BV3/W1	FAQ100B RQ100BV3/W1		
Cooling capacity	min~nom~max	kW		7.1 (nom)	10 (nom)		
Heating capacity	min~nom~max	kW		8 (nom)	11.2 (nom)		
Nominal input	cooling	min~nom~max	kW	2.65/2.53 (nom)	3.56/3.52 (nom)		
	heating	min~nom~max	kW	2.58/2.49 (nom)	3.96/3.82 (nom)		
EER				2.68/2.81	2.81/2.84		
COP				3.10/3.21	2.83/2.93		
Energy label	cooling			D/C	C/C		
	heating			D/C	D/D		
Annual energy consumption	cooling	kWh		1,325/1,265	1,780/1,760		
HEAT PUMP - INVERTER CONTROLLED (air cooled)				FAQ71B RZQS71BV3	FAQ100B RZQS100BV3	FAQ71B RZQ71B8V3	FAQ100B RZQ100B8V3/BW1
Cooling capacity	min~nom~max	kW		7.1	10	7.1 (nom)	10 (nom)
Heating capacity	min~nom~max	kW		8	11.2	8 (nom)	11.2 (nom)
Nominal input	cooling	nominal	kW	2.53	4.08	2.36 (nom)	2.78 (nom)
	heating	nominal	kW	2.61	3.73	2.42 (nom)	3.39 (nom)
EER				2.81	2.45	3.01	3.6
COP				3.01	3	3.31	3.3
Energy label	cooling			C	E	B	A
	heating			D	D	C	C
Annual energy consumption	cooling	kWh		1,265	2,040	1,180	1,390

1) Energy label: scale from A (most efficient) to G (less efficient).

2) Annual energy consumption: based on average use of 500 running hours per year full load (= nominal capacity).

TWIN/TRIPLE APPLICATION	FAQ71B	FAQ100B
RZQ140	2	
RZQ200	3	2

Specifications indoor units

COOLING ONLY/HEAT PUMP				FAQ71B	FAQ100B
Dimensions	HxWxD	mm		290x1,050x230	360x1,570x200
Weight	kg			13	26
Casing colour				white	
Air flow rate	cooling	H/L	m ³ /min	19/15	23/19
	heating	H/L	m ³ /min	19/15	23/19
Fan speed				2 steps	
Sound pressure level	cooling	H/L	dB(A)	43/37	45/41
	heating	H/L	dB(A)	43/37	45/41
Sound power level	cooling	H/L	dB(A)	59/53	61/57
	heating	H/L	dB(A)	59/53	61/57
Piping connections	liquid	mm		ø9.5	
	gas	mm		ø15.9	
	drain	ID mm		ø13 (VP13)	ø20 (VP20)
		OD mm		ø18 (VP13)	ø26 (VP20)
Heat insulation				both liquid and gas pipes	

Indoor units: FAQ-B



FAQ71B



FAQ100B

Specifications outdoor units

COOLING ONLY - NON INVERTER				RR71BV3/W1	RR100BV3/W1		
Dimensions	HxWxD		mm	770x900x320	1,170x900x320		
Weight			kg	83/81	102/99		
Casing colour				Ivory white			
Sound pressure level	H		dB(A)	50	53		
Sound power level	H		dB(A)	63	66		
Compressor				Hermetically sealed scroll compressor			
Refrigerant type				R-410A			
Refrigerant charge			kg/m	2.7	3.7		
Maximum piping length			m	70 (equivalent length 90)			
Maximum level difference			m	30			
Operation range	from ~ to		°CDB	-15~46			
HEAT PUMP - NON INVERTER/INVERTER CONTROLLED				RQ71BV3/W1	RQ100BV3/W1		
Dimensions	HxWxD		mm	770x900x320	1,170x900x320		
Weight			kg	84/83	103/101		
Casing colour				Ivory white			
Sound pressure level	cooling	H	dB(A)	50	53		
(night quiet mode)	heating	H	dB(A)	-	-		
Sound power level	cooling	H	dB(A)	63	66		
Compressor				Hermetically sealed scroll compressor			
Refrigerant type				R-410A			
Refrigerant charge			kg/m	2.7	3.7		
Maximum piping length			m	70 (equivalent length 90)			
Maximum level difference			m	30			
Operation range	cooling	from ~ to	°CDB	-5~46			
	heating	from ~ to	°CWB	-10~15			
HEAT PUMP - NON INVERTER/INVERTER CONTROLLED				RZQS71BV3	RZQS100BV3	RZQ71B8V3	RZQ100B8V3/BW1
Dimensions	HxWxD		mm	770x900x320	770x900x320	1,345x900x320	
Weight			kg	68	68	106	
Casing colour				Ivory white		Ivory white	
Sound pressure level	cooling	H	dB(A)	49 (43)	51 (45)	47(43)	
(night quiet mode)	heating	H	dB(A)	51	55	49	
Sound power level	cooling	H	dB(A)	65	67	63	
Compressor			type	Hermetically sealed swing	Hermetically sealed swing type	Hermetically sealed scroll type	
Refrigerant type				R-410A		R-410A	
Refrigerant charge			kg/m	2.8	2.8	4.3	
Maximum piping length			m	30 (equivalent length 40)	50 (equivalent length 70)	50 (equivalent length 70)	
Maximum level difference			m	15	30	30	
Operation range	cooling	from ~ to	°CDB	-5~46		-15~50	
	heating	from ~ to	°CWB	-15~15,5		-20~15,5	

- Information is not available.

Accessories: control systems

INDOOR UNITS	FAQ71B	FAQ100B
Wired remote control		BRC1D52
Infrared remote control	cooling only	BRC7E619
	heat pump	BRC7E618
Centralised remote control		DCS302C51
Unified ON/OFF control		DCS301B51
Schedule timer		DST301B51
Electrical box with earth terminal (2 blocks)		KJB212A
Electrical box with earth terminal (3 blocks)		KJB311A
Wiring adapter for electrical appendices (1)		KRP4A51*
Interface adapter for Sky Air	-	DTA112B51
Installation box for adapter PCB	KRP4A93	-
Remote ON/OFF, forced OFF	-	EKRORO
Remote sensor	KRCS01-1	-

(1) Installation box for adapter PCB (KRP4A93) is necessary for each adapter marked with *.

Accessories

INDOOR UNITS		FAQ71B	FAQ100B		
Noise filter		KEK26-1A	-		
Drain-up kit		K-KDU572CVE	-		
OUTDOOR UNITS		RR/RQ71B	RR/RQ100B	RZQ(S)71B	RZQ(S)100B
Central drain plug		KKPJ5F180		KKPJ5F180	
Refrigerant branch piping	for twin	KHRQ22M20TA		KHRQ22M20TA	
	for triple	-	KHRQ127H	-	KHRQ127H
Demand adapter kit		-	-	KRP58M51	

- 1) V1 = 1~, 230V, 50Hz; V3 = 1~, 230V, 50Hz
- 2) Nominal cooling capacities are based on: indoor temperature 27°CDB/19°CWB * outdoor temperature 35°CDB * refrigerant piping length 75m * level difference 0m.
- 3) Nominal heating capacities are based on: indoor temperature 20°CDB * outdoor temperature 7°CDB/6°CWB * refrigerant piping length 75m * level difference 0m.
- 4) Capacities are net, including a deduction for cooling (an addition for heating) for indoor fan motor heat.
- 5) Units should be selected on nominal capacity. Max. capacity is limited to peak periods.
- 6) The sound pressure level is measured via a microphone at a certain distance from the unit (for measuring conditions: please refer to the technical data books).
- 7) The sound power level is an absolute value indicating the "power" which a sound source generated.



Daikin's unique position as a manufacturer of air conditioning equipment, compressors and refrigerants has led to its close involvement in environmental issues. For several years Daikin has had the intention to become a leader in the provision of environmental friendly products. This challenge demands the eco design and development of a wide range of products and an energy management system; which involves energy conservation and reduction of waste.



Daikin Europe N.V. is approved by LRQA for its Quality Management System in accordance with the ISO9001 standard. ISO9001 pertains to quality assurance regarding design, development, manufacturing as well as to services related to the product.



ISO14001 assures an effective environmental management system in order to help protect human health and the environment from the potential impact of our activities, products and services and to assist in maintaining and improving the quality of the environment.



Daikin units comply with the European regulations that guarantee the safety of the product.



Daikin Europe N.V. participates in the Eurovent Certification Programme for Air Conditioners (AC), Liquid Chilling Packages (LCP) and Fan Coil Units (FC); the certified data of certified models are listed in the Eurovent Directory.

The present leaflet is drawn up by way of information only and does not constitute an offer binding upon Daikin Europe N.V.. Daikin Europe N.V. has compiled the content of this leaflet to the best of its knowledge. No express or implied warranty is given for the completeness, accuracy, reliability or fitness for particular purpose of its content and the products and services presented therein. Specifications are subject to change without prior notice. Daikin Europe N.V. explicitly rejects any liability for any direct or indirect damage, in the broadest sense, arising from or related to the use and/or interpretation of this leaflet. All content is copyrighted by Daikin Europe N.V..

Daikin products are distributed by:

DAIKIN EUROPE N.V.

Naamloze Vennootschap
Zandvoordestraat 300
B-8400 Oostende, Belgium
www.daikineurope.com
BTW BE0412 120 336
RPR Oostende